


COUNT OF ELIGIBLE STUDENTS FOR THE
AWARD OF DEGREE – APRIL / MAY 2023 EXAMINATIONS

S. No.	Name of the Programme	No. of Students Eligible for the award of Degree
UG PROGRAMME (2019 – 2023)		
1.	B.Tech. Biotechnology	36
2.	B.E. Civil Engineering	26
3.	B.E. Computer Science and Engineering	105
4.	B.E. Electronics and Communication Engineering	80
5.	B.E. Electrical and Electronics Engineering	27
6.	B.E. Electronics and Instrumentation Engineering	10
7.	B.Tech. Information Technology	46
8.	B.E. Mechatronics Engineering	40
9.	B.E. Mechanical Engineering	58
10.	B.Tech. Polymer Technology	28
UG PROGRAMME (2018 – 2022)		
1.	B.E. Electronics and Communication Engineering	1
2.	B.E. Electrical and Electronics Engineering	1


Dr. S. GANDHI, M.Sc., M.Tech., Ph.D.,
 Controller of Examinations
CONTROLLER OF EXAMINATIONS
 Kamaraj College of Engineering and Technology
 (Autonomous)
 S.P.G.C. Nagar, K. Vellakulam-625 701,
 DISTRICT: KANNIYAKUMARI


Dr. S. SENTHIL, M.E., Ph.D.,
 PRINCIPAL
PRINCIPAL
 KAMARAJ College of Engineering and Technology
 (Autonomous)
 S.P.G. Chidambara Nadar - C. Nagammal Campus,
 S.P.G.C. Nagar, K. Vellakulam - 625 701,

Office of the Controller of Examinations

Minutes of Meeting of 9th Results Passing Board (RPB) Meeting

Venue: Conference Hall, Examination Cell

Date: 06th May, 2023 Time: 11.00 A.M.

Members Present:

Dr.J.Indhumathi, Anna University Nominee	Dr.S.S.Saravanakumar, HoD - Mech
Dr.S.Senthil, Principal	Dr.N.Jegan Durai, HoD - Civil
Dr.S.Gandhi, Controller of Examinations /HoD - PT (i/c)	Dr.K.Kannan, HoD - MTRE
Dr.R.Suresh Babu, Dean (Academic Courses) / HoD - ECE	Dr.K.Thanalakshmi, First Year Coordinator
Dr.D.Prince Winston, Dean (Research), HoD – EIE & EEE	Dr.N.Sundararajan, HoD - English
Dr.R.Baskaran, Deputy Controller of Examinations	Dr.A.Maheswari, HoD - Maths
Dr.K.Sakthiraj, Add. Deputy Controller of Examinations	Dr.M.Shanthi, HoD – Physics
Dr.A.Meenakshi, HoD – CSE / AI & DS	Dr.T.Dhanalakshmi, HoD - Chemistry
Dr.E.Vakaimalar, HoD - IT	Dr.T.Pandiselvi, Co-Ordinator - IQAC
Dr.R.Shyam Kumar, HoD – BT	

S.No.	Points Discussed	Remarks							
		Regular							
		S.NO.	Dept.	No. of students Appeared	No. of students passed	Pass%			
1.	The results of Semester End Examination (SEE) conducted in Physical Mode for First Semester UG (B.E./B.Tech.) Regular (R2021) were presented to the committee in detail.	1.	CSE	177	153	86.44 %			
		2.	ECE	57	53	92.98 %			
		3.	IT	116	101	87.07 %			
		4.	EEE	25	20	80.00 %			
		5.	BT	41	32	78.05 %			
		6.	MECH	26	10	38.46 %			
		7.	CIVIL	8	3	37.50 %			
		8.	MTRE	24	18	75.00 %			
		9.	AIDS	58	49	84.48 %			
				Total		532	439	82.52 %	
<p>Note: The Result Analysis has been carried out without Moderation (As none of the courses of First Semester UG having Pass Percentage less than 65%) and without Normalization.</p>									
2.	The results of Semester End Examinations (SEE) conducted in Physical Mode for First Semester UG (B.E./B.Tech.) Grade Distribution were presented to the committee in detail.	Course Code	Grade ->	C	B	B+	A	A+	O
		SH2101	MIN MARK	50	58	67	78	90	94
			MAX MARK	57	66	77	89	93	100
		MA2101	MIN MARK	50	53	62	74	91	97
			MAX MARK	52	61	73	90	96	100
		PH2101	MIN MARK	50	55	64	75	90	96
			MAX MARK	54	63	74	89	95	100
		GE2101	MIN MARK	50	54	63	74	88	94
			MAX MARK	53	62	73	87	93	100
		EM2101	MIN MARK	50	52	58	68	83	90
			MAX MARK	51	57	67	82	89	100
		CY2101	MIN MARK	50	55	63	75	91	96
			MAX MARK	54	62	74	90	95	100
		MA2102	MIN MARK	50	56	61	71	81	91
			MAX MARK	55	60	70	80	90	100
		PH2102	MIN MARK	50	56	61	71	81	91
			MAX MARK	55	60	70	80	90	100
		EM2102	MIN MARK	50	56	61	71	81	91
MAX MARK	55		60	70	80	90	100		

S.No.	Points Discussed	Remarks																																																																																								
3.	<p>The results of Semester End Examination (SEE) conducted in Physical Mode for First Semester UG (B.E./B.Tech.) Arrear (R2021) were presented to the committee in detail.</p>	<p>Arrear</p> <table border="1" style="width: 100%; border-collapse: collapse;"> <thead> <tr> <th>S.NO.</th> <th>Dept.</th> <th>No. of students Appeared</th> <th>No. of students passed</th> <th>Pass%</th> </tr> </thead> <tbody> <tr><td>1.</td><td>CSE</td><td>7</td><td>1</td><td>14.29 %</td></tr> <tr><td>2.</td><td>ECE</td><td>3</td><td>0</td><td>-</td></tr> <tr><td>3.</td><td>IT</td><td>5</td><td>0</td><td>-</td></tr> <tr><td>4.</td><td>EEE</td><td>4</td><td>1</td><td>25.00 %</td></tr> <tr><td>5.</td><td>BT</td><td>3</td><td>0</td><td>-</td></tr> <tr><td>6.</td><td>MECH</td><td>6</td><td>0</td><td>-</td></tr> <tr><td>7.</td><td>CIVIL</td><td>2</td><td>0</td><td>-</td></tr> <tr><td>8.</td><td>MTRE</td><td>2</td><td>0</td><td>-</td></tr> <tr><td>9.</td><td>AIDS</td><td>4</td><td>1</td><td>25.00 %</td></tr> <tr> <td colspan="2" style="text-align: center;">Total</td> <td>36</td> <td>3</td> <td>8.33 %</td> </tr> </tbody> </table>	S.NO.	Dept.	No. of students Appeared	No. of students passed	Pass%	1.	CSE	7	1	14.29 %	2.	ECE	3	0	-	3.	IT	5	0	-	4.	EEE	4	1	25.00 %	5.	BT	3	0	-	6.	MECH	6	0	-	7.	CIVIL	2	0	-	8.	MTRE	2	0	-	9.	AIDS	4	1	25.00 %	Total		36	3	8.33 %																																	
S.NO.	Dept.	No. of students Appeared	No. of students passed	Pass%																																																																																						
1.	CSE	7	1	14.29 %																																																																																						
2.	ECE	3	0	-																																																																																						
3.	IT	5	0	-																																																																																						
4.	EEE	4	1	25.00 %																																																																																						
5.	BT	3	0	-																																																																																						
6.	MECH	6	0	-																																																																																						
7.	CIVIL	2	0	-																																																																																						
8.	MTRE	2	0	-																																																																																						
9.	AIDS	4	1	25.00 %																																																																																						
Total		36	3	8.33 %																																																																																						
4.	<p>The results of Semester End Examination (SEE) conducted in Physical Mode for First Semester PG (M.E./M.Tech.) Regular (R2020) were presented to the committee in detail.</p>	<p>Regular</p> <table border="1" style="width: 100%; border-collapse: collapse;"> <thead> <tr> <th>S.NO.</th> <th>Dept.</th> <th>No. of students Appeared</th> <th>No. of students passed</th> <th>Pass%</th> </tr> </thead> <tbody> <tr><td>1.</td><td>C&N</td><td>1</td><td>1</td><td>100.00%</td></tr> <tr><td>2.</td><td>BT</td><td>3</td><td>3</td><td>100.00%</td></tr> <tr><td>3.</td><td>PSE</td><td>2</td><td>2</td><td>100.00%</td></tr> <tr><td>4.</td><td>SE</td><td>1</td><td>1</td><td>100.00%</td></tr> <tr> <td colspan="2" style="text-align: center;">Total</td> <td>7</td> <td>7</td> <td>100.00%</td> </tr> </tbody> </table>	S.NO.	Dept.	No. of students Appeared	No. of students passed	Pass%	1.	C&N	1	1	100.00%	2.	BT	3	3	100.00%	3.	PSE	2	2	100.00%	4.	SE	1	1	100.00%	Total		7	7	100.00%																																																										
S.NO.	Dept.	No. of students Appeared	No. of students passed	Pass%																																																																																						
1.	C&N	1	1	100.00%																																																																																						
2.	BT	3	3	100.00%																																																																																						
3.	PSE	2	2	100.00%																																																																																						
4.	SE	1	1	100.00%																																																																																						
Total		7	7	100.00%																																																																																						
5.	<p>The results of Semester End Examination (SEE) conducted in Physical Mode for Ph.D. Course work Regular (R2020) were presented to the committee in detail.</p>	<p>Regular</p> <table border="1" style="width: 100%; border-collapse: collapse;"> <thead> <tr> <th>S.NO.</th> <th>Dept.</th> <th>No. of students Appeared</th> <th>No. of students passed</th> <th>Pass%</th> </tr> </thead> <tbody> <tr><td>1.</td><td>C&N</td><td>1</td><td>1</td><td>100.00%</td></tr> <tr><td>2.</td><td>BT</td><td>7</td><td>7</td><td>100.00%</td></tr> <tr><td>3.</td><td>PSE</td><td>4</td><td>4</td><td>100.00%</td></tr> </tbody> </table>	S.NO.	Dept.	No. of students Appeared	No. of students passed	Pass%	1.	C&N	1	1	100.00%	2.	BT	7	7	100.00%	3.	PSE	4	4	100.00%																																																																				
S.NO.	Dept.	No. of students Appeared	No. of students passed	Pass%																																																																																						
1.	C&N	1	1	100.00%																																																																																						
2.	BT	7	7	100.00%																																																																																						
3.	PSE	4	4	100.00%																																																																																						
6.	<p>The results of Semester End Examination (SEE) conducted in Physical Mode for Eighth Semester UG (B.E./B.Tech.) Regular (R2017) were presented to the committee in detail.</p>	<p>Regular</p> <table border="1" style="width: 100%; border-collapse: collapse;"> <thead> <tr> <th rowspan="2">S.NO.</th> <th rowspan="2">Dept.</th> <th rowspan="2">No. of students Appeared</th> <th colspan="2">No. of students passed</th> <th colspan="2">Pass %</th> </tr> <tr> <th>BM</th> <th>AM</th> <th>BM</th> <th>AM</th> </tr> </thead> <tbody> <tr><td>1.</td><td>CSE</td><td>105</td><td>105</td><td>105</td><td>100.00%</td><td>100.00%</td></tr> <tr><td>2.</td><td>ECE</td><td>80</td><td>77</td><td>78</td><td>96.25%</td><td>97.50%</td></tr> <tr><td>3.</td><td>EIE</td><td>10</td><td>10</td><td>10</td><td>100.00%</td><td>100.00%</td></tr> <tr><td>4.</td><td>PT</td><td>28</td><td>28</td><td>28</td><td>100.00%</td><td>100.00%</td></tr> <tr><td>5.</td><td>IT</td><td>46</td><td>46</td><td>46</td><td>100.00%</td><td>100.00%</td></tr> <tr><td>6.</td><td>EEE</td><td>28</td><td>28</td><td>28</td><td>100.00%</td><td>100.00%</td></tr> <tr><td>7.</td><td>BT</td><td>36</td><td>36</td><td>36</td><td>100.00%</td><td>100.00%</td></tr> <tr><td>8.</td><td>MECH</td><td>62</td><td>57</td><td>58</td><td>91.94%</td><td>93.55%</td></tr> <tr><td>9.</td><td>CIVIL</td><td>26</td><td>26</td><td>26</td><td>100.00%</td><td>100.00%</td></tr> <tr><td>10.</td><td>MTRE</td><td>41</td><td>38</td><td>40</td><td>92.68%</td><td>97.56%</td></tr> <tr> <td colspan="2" style="text-align: center;">Total</td> <td>462</td> <td>451</td> <td>455</td> <td>97.62%</td> <td>98.48%</td> </tr> </tbody> </table>	S.NO.	Dept.	No. of students Appeared	No. of students passed		Pass %		BM	AM	BM	AM	1.	CSE	105	105	105	100.00%	100.00%	2.	ECE	80	77	78	96.25%	97.50%	3.	EIE	10	10	10	100.00%	100.00%	4.	PT	28	28	28	100.00%	100.00%	5.	IT	46	46	46	100.00%	100.00%	6.	EEE	28	28	28	100.00%	100.00%	7.	BT	36	36	36	100.00%	100.00%	8.	MECH	62	57	58	91.94%	93.55%	9.	CIVIL	26	26	26	100.00%	100.00%	10.	MTRE	41	38	40	92.68%	97.56%	Total		462	451	455	97.62%	98.48%
S.NO.	Dept.	No. of students Appeared				No. of students passed		Pass %																																																																																		
			BM	AM	BM	AM																																																																																				
1.	CSE	105	105	105	100.00%	100.00%																																																																																				
2.	ECE	80	77	78	96.25%	97.50%																																																																																				
3.	EIE	10	10	10	100.00%	100.00%																																																																																				
4.	PT	28	28	28	100.00%	100.00%																																																																																				
5.	IT	46	46	46	100.00%	100.00%																																																																																				
6.	EEE	28	28	28	100.00%	100.00%																																																																																				
7.	BT	36	36	36	100.00%	100.00%																																																																																				
8.	MECH	62	57	58	91.94%	93.55%																																																																																				
9.	CIVIL	26	26	26	100.00%	100.00%																																																																																				
10.	MTRE	41	38	40	92.68%	97.56%																																																																																				
Total		462	451	455	97.62%	98.48%																																																																																				

S.No.	Points Discussed	Remarks						
7.	The results of Semester End Examination (SEE) conducted in Physical Mode for First Semester to Eighth Semester UG (B.E./B.Tech.) Arrear (R2017) were presented to the committee in detail.	Arrear						
		S.NO.	Dept.	No. of students Appeared	No. of students passed		Pass %	
					BM	AM	BM	AM
		1.	CSE	4	4	4	100.00%	100.00%
		2.	ECE	5	3	4	60.00 %	80.00%
		3.	PT	3	3	3	100.00%	100.00%
		4.	IT	1	1	1	100.00%	100.00%
		5.	EEE	3	1	2	33.33%	66.67%
		6.	MECH	8	3	4	37.50%	50.00%
		7.	CIVIL	7	5	6	71.43%	85.71%
8.	MTRE	3	2	2	66.67%	66.67%		
Total		34	22	26	64.71%	76.47%		
8.	The Revaluation and Review results of Semester End Examination (SEE) conducted in Physical Mode Shown in 8 th RPBM were presented to the committee in detail.	Revaluation						
		S.No.	Year (UG)	Regulations	No. of students Appeared	No. of students passed	Pass %	
		1.	IV Year	R2017	21	9	42.86%	
		2.	III Year	R2020	73	27	36.99%	
		3.	II Year	R2021	54	29	53.70%	
		Review Challenge						
		S.No.	Year (UG)	Regulations	No. of students Appeared	No. of students passed	Pass %	
1.	III Year	R2020	2	0	0.00%			
9.	The results of Online Examinations (NPTEL) conducted for UG (R2021) & PG (R2020)(B.E./B.Tech.) were presented to the committee in detail.	NPTEL (NPTEL/SWAYAM)						
		Programme	Regulations	No. of Students Registered	Cleared the Exam	Pass %		
		III Year UG (IT)	R2020	48	46	95.83%		
		II Year PG	R2020	22	15	69.18%		

The results were reviewed and as per Anna University norms, the committee recommends proceeding and publish the Results.

Dean (Academic Courses) <i>R.S. - Bar</i>	HoD-CIVIL <i>N. [Signature]</i>	HoD-MECH <i>[Signature]</i>	HoD-Maths <i>A. Madhavan</i>
Dean (Research) <i>[Signature]</i>	HoD-CSE <i>R. N. [Signature]</i>	HoD-MTRE <i>[Signature]</i>	HoD-Physics <i>[Signature]</i>
Deputy CoE <i>[Signature]</i>	HoD-ECE <i>R.S. - Bar</i>	HoD-PT <i>[Signature]</i>	HoD-Chemistry <i>P. Dharmalingam</i>
Add. Deputy CoE <i>[Signature]</i>	HoD-EIE&EEE <i>[Signature]</i>	First Year Coordinator <i>[Signature]</i>	Coordinator-IQAC <i>G.P. [Signature]</i>
HoD-BT <i>[Signature]</i>	HoD-IT <i>E. V. [Signature]</i>	HoD-English <i>[Signature]</i>	

[Signature]
CONTROLLER OF EXAMINATIONS

[Signature]
PRINCIPAL

[Signature]
Dr. J. INDHUMATHI

Office of the Controller of Examinations

Minutes of Meeting of 10th Results Passing Board (RPB) Meeting

Venue: Conference Hall, Examination Cell

Date: 30th August 2023 Time: 09.15 A.M.

Members Present:

Dr.J.Indhumathi, Anna University Nominee	Dr.S.Thanga Kasi Rajan, HoD - Mech
Dr.S.Senthil, Principal	Dr.N.Jegan Durai, HoD - Civil
Dr.S.Gandhi, Controller of Examinations /HoD - PT	Dr.K.Kannan, HoD - MTRE
Dr.R.Suresh Babu, Dean (Academic Courses) / HoD - ECE	Dr.K.Thanalakshmi, First Year Coordinator
Dr.D.Prince Winston, Dean (Research), HoD - EIE & EEE	Dr.N.Sundararajan, HoD - English
Dr.R.Baskaran, Deputy Controller of Examinations	Dr.A.Maheswari, HoD - Maths
Dr.K.Sakthiraj, Add. Deputy Controller of Examinations	Dr.M.Shanthi, HoD - Physics
Dr.A.Meenakshi, HoD - CSE / AI & DS	Dr.T.Dhanalakshmi, HoD - Chemistry
Dr.E.Vakaimalar, HoD - IT	Dr.T.Pandiselvi, Co-Ordinator - IQAC
Dr.R.Shyam Kumar, HoD - BT	

S.No.	Points Discussed	Remarks						
		Regular						
		S.NO.	Dept.	No. of students Appeared	No. of students passed	Pass%		
1.	The results of Semester End Examination (SEE) conducted in Physical Mode for Second Semester UG (B.E./B.Tech.) Regular (R2021) were presented to the committee in detail.	1.	CSE	177	153	86.44%		
		2.	ECE	57	48	84.21%		
		3.	IT	116	97	83.62%		
		4.	EEE	25	20	80.00%		
		5.	BT	41	32	78.05%		
		6.	MECH	26	14	53.85%		
		7.	CIVIL	8	5	62.50%		
		8.	MTRE	24	19	79.17%		
		9.	AIDS	57	45	78.95%		
		Total				531	433	81.54%
		<p>Note: The Result Analysis has been carried out without Moderation (As none of the courses of Second Semester UG having Pass Percentage less than 65%) and without Normalization.</p>						
2.	The results of Semester End Examinations (SEE) conducted in Physical Mode for Second Semester UG (B.E./B.Tech.) Regular (R2021) Grade Distribution were presented to the committee in detail.	Grade Distribution mark Range of Second Semester UG (R2021) Annexure 1						



S.No.	Points Discussed	Remarks						
3.	The results of Semester End Examination (SEE) conducted in Physical Mode for Fourth Semester UG (B.E./B.Tech.) Regular (R2021) were presented to the committee in detail.	Regular						
		S.NO.	Dept.	No. of students Appeared	No. of students passed	Pass%		
		1.	CSE	125	106	84.80%		
		2.	ECE	60	46	76.67%		
		3.	IT	64	60	93.75%		
		4.	EEE	30	24	80.00%		
		5.	BT	47	39	82.98%		
		6.	MECH	43	29	67.44%		
		7.	CIVIL	20	16	80.00%		
		8.	MTRE	30	22	73.33%		
		9.	ADS	62	55	88.71%		
Total		481	397	82.54%				
<p>Note: The Result Analysis has been carried out without Moderation (As none of the courses of Second Semester UG having Pass Percentage less than 65%) and without Normalization.</p>								
4.	The results of Semester End Examinations (SEE) conducted in Physical Mode for Fourth Semester UG (B.E./B.Tech.) Regular (R2021) Grade Distribution were presented to the committee in detail.	Grade Distribution mark Range of Fourth Semester UG (R2021) Annexure 2						
5.	The results of Semester End Examination (SEE) conducted in Physical Mode for Sixth Semester UG (B.E./B.Tech.) Regular (R2020) were presented to the committee in detail.	Regular						
		S.NO.	Dept.	No. of students Appeared	No. of students passed		Pass %	
					BM	AM	BM	AM
		1.	CSE	104	103	103	99.04%	99.04%
		2.	ECE	61	50	52	81.97%	85.25%
		3.	EIE	3	2	3	66.67%	100.00%
		4.	PT	5	5	5	100.00%	100.00%
		5.	IT	48	41	42	85.42%	87.50%
		6.	EEE	36	34	34	94.44%	94.44%
		7.	BT	48	47	47	97.92%	97.92%
		8.	MECH	48	42	42	87.50%	87.50%
		9.	CIVIL	25	18	18	72.00%	72.00%
		10.	MTRE	16	15	15	93.75%	93.75%
11.	ADS	45	37	38	82.22%	84.44%		
Total		439	394	399	89.75%	90.89%		



S.No.	Points Discussed	Remarks				
6.	The results of Semester End Examination (SEE) conducted in Physical Mode for First Semester to Third Semester UG (B.E./B.Tech.) Arrear (R2021) were presented to the committee in detail.	Arrear				
		S.NO.	Dept.	No. of students Appeared	No. of students passed	Pass%
		1.	CSE	60	20	33.33%
		2.	ECE	21	4	19.05%
		3.	IT	31	11	35.48%
		4.	EEE	20	8	40.00%
		5.	BT	24	9	37.50%
		6.	MECH	33	4	12.12%
		7.	CIVIL	16	6	37.50%
		8.	MTRE	20	6	30.00%
		9.	AIDS	22	6	27.27%
		Total		247	74	29.96%
7.	The results of Semester End Examination (SEE) conducted in Physical Mode for First Semester to Fifth Semester UG (B.E./B.Tech.) Arrear (R2020) were presented to the committee in detail.	Arrear				
		S.NO.	Dept.	No. of students Appeared	No. of students passed	Pass %
		1.	CSE	18	12	66.67%
		2.	ECE	12	6	50.00%
		3.	EIE	2	1	50.00%
		4.	IT	5	3	60.00%
		5.	EEE	11	8	72.73%
		6.	BT	2	0	-
		7.	MECH	15	12	80.00%
		8.	CIVIL	12	3	25.00%
		9.	MTRE	2	2	100.00%
		10.	ADS	13	5	38.46%
Total		91	51	56.04%		
8.	The results of Semester End Examination (SEE) conducted in Physical Mode for Second Semester PG (M.E./M.Tech.) Regular (R2020) were presented to the committee in detail.	Regular				
		S.NO.	Dept.	No. of students Appeared	No. of students passed	Pass%
		1.	C & N	1	1	100.00%
		2.	PSE	2	2	100.00%
		3.	BT	3	3	100.00%
		4.	STE	1	1	100.00%
Total		7	7	100.00%		



S.No.	Points Discussed	Remarks					
9.	The results of Semester End Examination (SEE) conducted in Physical Mode for Fourth Semester PG (M.E./M.Tech.) Regular (R2020) were presented to the committee in detail.	Regular					
		S.NO.	Dept.	No. of students Appeared	No. of students passed	Pass%	
		1.	C & N	2	2	100.00%	
		2.	PSE	4	4	100.00%	
		3.	BT	6	6	100.00%	
		4.	STE	4	4	100.00%	
		5.	PT	3	3	100.00%	
		6.	MFE	1	1	100.00%	
		7.	CSE	2	2	100.00%	
		Total	22	22	100.00%		
10.	The results of Semester End Examination (SEE) conducted in Physical Mode for Ph.D. Course work Regular (R2020) were presented to the committee in detail.	Regular					
		S.NO.	Dept.	No. of students Appeared	No. of students passed	Pass%	
		1.	PSE	9	9	100.00%	
		2.	BT	4	4	100.00%	
		3.	MFE	1	100.00%		
11.	The Revaluation and Review results of Semester End Examination (SEE) conducted in Physical Mode Shown in 9 th RPBM were presented to the committee in detail.	Revaluation					
		S.No.	Year (UG)	Regulations	No. of students Appeared	No. of students passed	
		1.	IV Year	R2017	5	5	
		2.	I Year	R2021	63	42	
				Review Challenge			
		S.No.	Year (UG)	Regulations	No. of students Appeared	No. of students passed	
		Nil					
12.	The results of Mandatory Non Credit Courses, Over and Above Credit Courses of 2022 – 2026 Batch UG Students (R2021) were presented to the committee in detail	Induction Programme and Club Activity					
		Programme	No. of Students Registered		Number of Students Completed		
		CSE	177		177		
		ECE	57		57		
		IT	116		116		
		EEE	25		25		
		BT	41		41		
		Mech	26		26		
		Civil	8		8		
		MTRE	24		24		
				ADS	58		
		Total	532		532		

S.No.	Points Discussed	Remarks																																																																																																																			
13.	The results of Mandatory, Over and Above Credit Courses of 2021 – 2025 Batch UG Students (R2021) were presented to the committee in detail	Mandatory, Over and Above Credit Courses																																																																																																																			
		<table border="1" style="width: 100%; border-collapse: collapse;"> <thead> <tr> <th rowspan="3" style="width: 10%;">Dept.</th> <th colspan="5" style="text-align: center;">Courses</th> </tr> <tr> <th rowspan="2" style="width: 10%;">Induction</th> <th style="width: 10%;">AUD 1</th> <th style="width: 10%;">AUD 2</th> <th rowspan="2" style="width: 10%;">VAC</th> <th rowspan="2" style="width: 10%;">Club Activities</th> </tr> <tr> <th>Odd Sem</th> <th>Even Sem</th> </tr> </thead> <tbody> <tr><td>CSE</td><td>118</td><td>125</td><td>125</td><td>91</td><td>119</td></tr> <tr><td>ECE</td><td>55</td><td>60</td><td>60</td><td>59</td><td>55</td></tr> <tr><td>IT</td><td>59</td><td>65</td><td>64</td><td>60</td><td>60</td></tr> <tr><td>EEE</td><td>23</td><td>30</td><td>30</td><td>30</td><td>23</td></tr> <tr><td>BT</td><td>47</td><td>47</td><td>47</td><td>44</td><td>47</td></tr> <tr><td>Mech</td><td>32</td><td>38</td><td>38</td><td>41</td><td>32</td></tr> <tr><td>Civil</td><td>16</td><td>20</td><td>20</td><td>19</td><td>16</td></tr> <tr><td>MTR</td><td>20</td><td>30</td><td>30</td><td>30</td><td>20</td></tr> <tr><td>ADS</td><td>58</td><td>62</td><td>62</td><td>60</td><td>59</td></tr> <tr><td>Total</td><td>428</td><td>477</td><td>476</td><td>434</td><td>431</td></tr> </tbody> </table>	Dept.	Courses					Induction	AUD 1	AUD 2	VAC	Club Activities	Odd Sem	Even Sem	CSE	118	125	125	91	119	ECE	55	60	60	59	55	IT	59	65	64	60	60	EEE	23	30	30	30	23	BT	47	47	47	44	47	Mech	32	38	38	41	32	Civil	16	20	20	19	16	MTR	20	30	30	30	20	ADS	58	62	62	60	59	Total	428	477	476	434	431																																										
		Dept.		Courses																																																																																																																	
				Induction	AUD 1	AUD 2	VAC	Club Activities																																																																																																													
			Odd Sem		Even Sem																																																																																																																
		CSE	118	125	125	91	119																																																																																																														
		ECE	55	60	60	59	55																																																																																																														
		IT	59	65	64	60	60																																																																																																														
		EEE	23	30	30	30	23																																																																																																														
		BT	47	47	47	44	47																																																																																																														
		Mech	32	38	38	41	32																																																																																																														
		Civil	16	20	20	19	16																																																																																																														
		MTR	20	30	30	30	20																																																																																																														
ADS	58	62	62	60	59																																																																																																																
Total	428	477	476	434	431																																																																																																																
14.	The results of Mandatory, Over and Above Credit Courses of 2020 – 2024 Batch UG Students (R2020) were presented to the committee in detail	Mandatory, Over and Above Credit Courses																																																																																																																			
		<table border="1" style="width: 100%; border-collapse: collapse;"> <thead> <tr> <th rowspan="3" style="width: 10%;">Dept.</th> <th colspan="7" style="text-align: center;">Courses</th> </tr> <tr> <th rowspan="2" style="width: 10%;">Induction</th> <th style="width: 10%;">AUD 1</th> <th style="width: 10%;">AUD 2</th> <th rowspan="2" style="width: 10%;">VAC</th> <th style="width: 10%;">Internship</th> <th style="width: 10%;">Internship</th> <th rowspan="2" style="width: 10%;">Club Activities</th> </tr> <tr> <th>Odd Sem</th> <th>Even Sem</th> <th>Odd Sem</th> <th>Even Sem</th> </tr> </thead> <tbody> <tr><td>CSE</td><td>100</td><td>107</td><td>106</td><td>78</td><td>-</td><td>99</td><td>100</td></tr> <tr><td>ECE</td><td>55</td><td>61</td><td>61</td><td>31</td><td>-</td><td>61</td><td>55</td></tr> <tr><td>EIE</td><td>3</td><td>3</td><td>3</td><td>-</td><td>-</td><td>-</td><td>3</td></tr> <tr><td>PT</td><td>5</td><td>5</td><td>5</td><td>-</td><td>-</td><td>-</td><td>5</td></tr> <tr><td>IT</td><td>47</td><td>48</td><td>48</td><td>48</td><td>47</td><td>35</td><td>47</td></tr> <tr><td>EEE</td><td>27</td><td>36</td><td>36</td><td>-</td><td>-</td><td>-</td><td>27</td></tr> <tr><td>BT</td><td>48</td><td>48</td><td>48</td><td>45</td><td>36</td><td>10</td><td>48</td></tr> <tr><td>Mech</td><td>26</td><td>48</td><td>48</td><td>46</td><td>-</td><td>21</td><td>26</td></tr> <tr><td>Civil</td><td>18</td><td>25</td><td>25</td><td>-</td><td>-</td><td>-</td><td>18</td></tr> <tr><td>MTR</td><td>13</td><td>16</td><td>16</td><td>16</td><td>-</td><td>16</td><td>13</td></tr> <tr><td>ADS</td><td>45</td><td>45</td><td>45</td><td>32</td><td>-</td><td>39</td><td>45</td></tr> <tr><td>Total</td><td>387</td><td>442</td><td>441</td><td>296</td><td>83</td><td>281</td><td>387</td></tr> </tbody> </table>	Dept.	Courses							Induction	AUD 1	AUD 2	VAC	Internship	Internship	Club Activities	Odd Sem	Even Sem	Odd Sem	Even Sem	CSE	100	107	106	78	-	99	100	ECE	55	61	61	31	-	61	55	EIE	3	3	3	-	-	-	3	PT	5	5	5	-	-	-	5	IT	47	48	48	48	47	35	47	EEE	27	36	36	-	-	-	27	BT	48	48	48	45	36	10	48	Mech	26	48	48	46	-	21	26	Civil	18	25	25	-	-	-	18	MTR	13	16	16	16	-	16	13	ADS	45	45	45	32	-	39	45	Total	387	442	441	296	83	281	387
		Dept.		Courses																																																																																																																	
				Induction	AUD 1	AUD 2	VAC	Internship	Internship	Club Activities																																																																																																											
			Odd Sem		Even Sem	Odd Sem		Even Sem																																																																																																													
		CSE	100	107	106	78	-	99	100																																																																																																												
		ECE	55	61	61	31	-	61	55																																																																																																												
		EIE	3	3	3	-	-	-	3																																																																																																												
		PT	5	5	5	-	-	-	5																																																																																																												
		IT	47	48	48	48	47	35	47																																																																																																												
		EEE	27	36	36	-	-	-	27																																																																																																												
		BT	48	48	48	45	36	10	48																																																																																																												
		Mech	26	48	48	46	-	21	26																																																																																																												
Civil	18	25	25	-	-	-	18																																																																																																														
MTR	13	16	16	16	-	16	13																																																																																																														
ADS	45	45	45	32	-	39	45																																																																																																														
Total	387	442	441	296	83	281	387																																																																																																														

The results were reviewed and as per Anna University norms, the committee recommends to proceed and publish the Results.

Dean (Academic Courses) <i>N.S. - Ban</i>	HoD-CIVIL <i>N. Jayaram</i>	HoD-MECH <i>J. Indhumathi</i>	HoD-Maths <i>A. Maheswari</i>
Dean (Research) <i>[Signature]</i>	HoD-CSE <i>Murali</i>	HoD-MTRE <i>[Signature]</i>	HoD-Physics <i>[Signature]</i>
Deputy CoE <i>[Signature]</i>	HoD-ECE <i>N.S. - Ban</i>	HoD-PT <i>S. G. Sathish</i>	HoD-Chemistry <i>T. Dharmalingam</i>
Add. Deputy CoE <i>[Signature]</i>	HoD-EIE&EEE <i>[Signature]</i>	First Year Coordinator <i>[Signature]</i>	Coordinator-IQAC <i>[Signature]</i>
HoD-BT <i>[Signature]</i>	HoD-IT <i>K. V. Anandhan 30/8/23</i>	HoD-English <i>[Signature]</i>	<i>[Signature]</i>


[Signature]
CONTROLLER OF EXAMINATIONS

[Signature]
PRINCIPAL

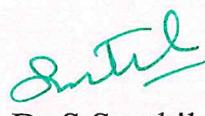
[Signature]
Dr. J. INDHUMATHI


Grade Distribution Mark Range of Second Semester UG (R2021) 2022 – 2026 Batch

Course Code	Min / Max	C	B	B+	A	A+	O
EM2151	MIN	50	53	61	71	85	91
	MAX	52	60	70	84	90	100
GE2102	MIN	50	56	67	79	92	96
	MAX	55	66	78	91	95	100
GE2151	MIN	50	53	60	71	88	94
	MAX	52	59	70	87	93	100
GE2152	MIN	50	54	63	75	90	96
	MAX	53	62	74	89	95	100
MA2151	MIN	50	52	59	69	87	95
	MAX	51	58	68	86	94	100
PH2151	MIN	50	57	64	74	89	95
	MAX	56	63	73	88	94	100
SH2151	MIN	50	54	63	75	88	94
	MAX	53	62	74	87	93	100


 Dr.S.Gandhi

CONTROLLER OF EXAMINATIONS



 Dr.S.Senthil
 PRINCIPAL



 Dr.J.Indhumathi
 Anna University Nominee




Grade Distribution Mark Range of Fourth Semester UG (R2021) 2021 – 2025 Batch


Course Code	Min / Max	C	B	B+	A	A+	O
MA2251	MIN	50	55	63	75	91	97
	MAX	54	62	74	90	96	100
GE2201	MIN	50	56	63	72	86	94
	MAX	55	62	71	85	93	100
CS2252	MIN	50	60	64	73	88	94
	MAX	59	63	72	87	93	100
CS2251	MIN	50	54	60	71	87	94
	MAX	53	59	70	86	93	100
CS2253	MIN	50	56	63	75	81	93
	MAX	55	62	74	80	92	100
AI2201	MIN	50	56	63	75	81	91
	MAX	55	62	74	80	90	100
MA2252	MIN	50	55	60	66	81	90
	MAX	54	59	65	80	89	100


 Dr.S.Gandhi
 CONTROLLER OF EXAMINATIONS



 Dr.S.Senthil
 PRINCIPAL



 Dr.J.Indhumathi
 Anna University Nominee

Course Code	Min / Max	C	B	B+	A	A+	O
EC2251	MIN	50	62	71	79	89	93
	MAX	61	70	78	88	92	100
EC2252	MIN	50	55	61	69	83	89
	MAX	54	60	68	82	88	100
EC2253	MIN	50	63	69	77	89	96
	MAX	62	68	76	88	95	100
EC2254	MIN	50	54	56	63	77	88
	MAX	53	55	62	76	87	100
EC2255	MIN	50	52	56	63	80	94
	MAX	51	55	62	79	93	100
IT2251	MIN	50	57	63	72	86	92
	MAX	56	62	71	85	91	100
IT2252	MIN	50	66	73	80	91	95
	MAX	65	72	79	90	94	100
IT2253	MIN	50	59	67	74	87	91
	MAX	58	66	73	86	90	100
MA2254	MIN	50	52	57	67	86	94
	MAX	51	56	66	85	93	100



Dr.S.Gandhi

CONTROLLER OF EXAMINATIONS



Dr.S.Senthil
PRINCIPAL


Dr.J.Indhumathi
Anna University Nominee


Course Code	Min / Max	C	B	B+	A	A+	O
BT2251	MIN	50	59	65	73	85	89
	MAX	58	64	72	84	88	100
BT2252	MIN	50	56	67	75	89	95
	MAX	55	66	74	88	94	100
BT2253	MIN	50	66	72	80	91	95
	MAX	65	71	79	90	94	100
BT2254	MIN	50	56	65	71	82	86
	MAX	55	64	70	81	85	100
BT2255	MIN	50	56	65	76	89	96
	MAX	55	64	75	88	95	100
ME2251	MIN	50	58	60	68	81	88
	MAX	57	59	67	80	87	100
ME2252	MIN	50	55	63	70	83	89
	MAX	54	62	69	82	88	100
ME2253	MIN	50	54	59	68	83	87
	MAX	53	58	67	82	86	100
ME2254	MIN	50	56	59	69	84	89
	MAX	55	58	68	83	88	100



 Dr.S.Gandhi
 CONTROLLER OF EXAMINATIONS



 Dr.S.Senthil
 PRINCIPAL


 Dr.J.Indhumathi
 Anna University Nominee

Course Code	Min / Max	C	B	B+	A	A+	O
ME2255	MIN	50	55	57	65	80	88
	MAX	54	56	64	79	87	100
MT2252	MIN	50	55	61	71	83	88
	MAX	54	60	70	82	87	100
MA2253	MIN	50	59	64	74	87	91
	MAX	58	63	73	86	90	100
AI2251	MIN	50	68	75	83	92	95
	MAX	67	74	82	91	94	100
AI2252	MIN	50	57	63	74	81	84
	MAX	56	62	73	80	83	100


 Dr.S.Gandhi
 CONTROLLER OF EXAMINATIONS


 Dr.S.Senthil
 PRINCIPAL


 Dr.J.Indhumathi
 Anna University Nominee