

Office of the Controller of Examinations

Minutes of Meeting of 11th Results Passing Board (RPB) Meeting

Venue: Conference Hall, Examination Cell

Date: 10th February 2024 Time: 2.30 PM.

Members Present:

Dr.S Swamynatan, Anna University Nominee	Dr.S.Thanga Kasi Rajan, HoD - Mech
Dr.S.Senthil, Principal	Dr.N.Jegan Durai, HoD - Civil
Dr.S.Gandhi, Controller of Examinations /HoD - PT (i/c)	Dr.K.Kannan, HoD - MTRE
Dr.R.Suresh Babu, Dean (Academic Courses) / HoD - ECE	Dr.K.Thanalakshmi, First Year Coordinator
Dr.D.Prince Winston, Dean (Research), HoD - EIE & EEE	Dr.N.Sundararajan, HoD - English
Dr.R.Baskaran, Deputy Controller of Examinations	Dr.A.Maheswari, HoD - Maths
Dr.K.Sakthiraj, Add. Deputy Controller of Examinations	Dr.M.Shanthi, HoD - Physics
Dr.A.Meenakshi, HoD - CSE / AI & DS	Dr.T.Dhanalakshmi, HoD - Chemistry
Dr.E.Vakaimalar, HoD - IT	Dr.T.Pandiselvi, Co-Ordinator - IQAC
Dr.R.Shyam Kumar, HoD - BT	

S.No.	Points Discussed	Remarks																																																							
1.	The results of Semester End Examination (SEE) conducted in Physical Mode for First Semester UG (B.E./B.Tech.) Regular (R2021) were presented to the committee in detail	<p style="text-align: center;">Regular</p> <table border="1" style="width: 100%; border-collapse: collapse;"> <thead> <tr> <th style="text-align: center;">S.NO.</th> <th style="text-align: center;">Dept.</th> <th style="text-align: center;">No. of students Appeared</th> <th style="text-align: center;">No. of students passed</th> <th style="text-align: center;">Pass%</th> </tr> </thead> <tbody> <tr><td style="text-align: center;">1.</td><td style="text-align: center;">CSE</td><td style="text-align: center;">175</td><td style="text-align: center;">145</td><td style="text-align: center;">82.86</td></tr> <tr><td style="text-align: center;">2.</td><td style="text-align: center;">ECE</td><td style="text-align: center;">119</td><td style="text-align: center;">98</td><td style="text-align: center;">82.35</td></tr> <tr><td style="text-align: center;">3.</td><td style="text-align: center;">IT</td><td style="text-align: center;">114</td><td style="text-align: center;">91</td><td style="text-align: center;">79.82</td></tr> <tr><td style="text-align: center;">4.</td><td style="text-align: center;">EEE</td><td style="text-align: center;">18</td><td style="text-align: center;">9</td><td style="text-align: center;">50.00</td></tr> <tr><td style="text-align: center;">5.</td><td style="text-align: center;">BT</td><td style="text-align: center;">53</td><td style="text-align: center;">44</td><td style="text-align: center;">83.02</td></tr> <tr><td style="text-align: center;">6.</td><td style="text-align: center;">MECH</td><td style="text-align: center;">23</td><td style="text-align: center;">11</td><td style="text-align: center;">47.83</td></tr> <tr><td style="text-align: center;">7.</td><td style="text-align: center;">CIVIL</td><td style="text-align: center;">8</td><td style="text-align: center;">6</td><td style="text-align: center;">75.00</td></tr> <tr><td style="text-align: center;">8.</td><td style="text-align: center;">MTRE</td><td style="text-align: center;">24</td><td style="text-align: center;">11</td><td style="text-align: center;">45.83</td></tr> <tr><td style="text-align: center;">9.</td><td style="text-align: center;">AIDS</td><td style="text-align: center;">57</td><td style="text-align: center;">51</td><td style="text-align: center;">89.47</td></tr> <tr> <td colspan="2" style="text-align: center;">Total</td> <td style="text-align: center;">591</td> <td style="text-align: center;">466</td> <td style="text-align: center;">78.85</td> </tr> </tbody> </table> <p>Note: The Result Analysis has been carried out without Moderation (As none of the courses of in this Semester UG having Pass Percentage less than 65%) and without Normalization</p>	S.NO.	Dept.	No. of students Appeared	No. of students passed	Pass%	1.	CSE	175	145	82.86	2.	ECE	119	98	82.35	3.	IT	114	91	79.82	4.	EEE	18	9	50.00	5.	BT	53	44	83.02	6.	MECH	23	11	47.83	7.	CIVIL	8	6	75.00	8.	MTRE	24	11	45.83	9.	AIDS	57	51	89.47	Total		591	466	78.85
S.NO.	Dept.	No. of students Appeared	No. of students passed	Pass%																																																					
1.	CSE	175	145	82.86																																																					
2.	ECE	119	98	82.35																																																					
3.	IT	114	91	79.82																																																					
4.	EEE	18	9	50.00																																																					
5.	BT	53	44	83.02																																																					
6.	MECH	23	11	47.83																																																					
7.	CIVIL	8	6	75.00																																																					
8.	MTRE	24	11	45.83																																																					
9.	AIDS	57	51	89.47																																																					
Total		591	466	78.85																																																					
2.	The results of Semester End Examinations (SEE) conducted in Physical Mode for First UG (B.E./B.Tech.) Regular (R2021) Grade Distribution were presented to the committee in detail	Grade Distribution mark Range of First Semester UG (R2021) Annexure 1																																																							

S. Senthil

10/2/24

10/02/2024

3.	<p>The results of Semester End Examination (SEE) conducted in Physical Mode for Third Semester UG (B.E./B.Tech.) Regular (R2021) were presented to the committee in detail</p>	<p style="text-align: center;">Regular</p> <table border="1" style="width: 100%; border-collapse: collapse;"> <thead> <tr> <th style="width: 10%;">S.NO.</th> <th style="width: 15%;">Dept.</th> <th style="width: 20%;">No. of students Appeared</th> <th style="width: 20%;">No. of students passed</th> <th style="width: 35%;">Pass%</th> </tr> </thead> <tbody> <tr><td>1.</td><td>CSE</td><td>186</td><td>144</td><td>77.42</td></tr> <tr><td>2.</td><td>ECE</td><td>63</td><td>50</td><td>79.37</td></tr> <tr><td>3.</td><td>IT</td><td>121</td><td>90</td><td>74.38</td></tr> <tr><td>4.</td><td>EEE</td><td>32</td><td>27</td><td>84.38</td></tr> <tr><td>5.</td><td>BT</td><td>41</td><td>36</td><td>87.80</td></tr> <tr><td>6.</td><td>MECH</td><td>31</td><td>25</td><td>80.65</td></tr> <tr><td>7.</td><td>CIVIL</td><td>9</td><td>6</td><td>66.67</td></tr> <tr><td>8.</td><td>MTRE</td><td>29</td><td>19</td><td>65.52</td></tr> <tr><td>9.</td><td>AIDS</td><td>59</td><td>52</td><td>88.14</td></tr> <tr> <td colspan="2" style="text-align: center;">Total</td> <td>571</td> <td>449</td> <td>78.63</td> </tr> </tbody> </table> <p>Note: The Result Analysis has been carried out without Moderation (As none of the courses of in this Semester UG having Pass Percentage less than 65%) and without Normalization</p>	S.NO.	Dept.	No. of students Appeared	No. of students passed	Pass%	1.	CSE	186	144	77.42	2.	ECE	63	50	79.37	3.	IT	121	90	74.38	4.	EEE	32	27	84.38	5.	BT	41	36	87.80	6.	MECH	31	25	80.65	7.	CIVIL	9	6	66.67	8.	MTRE	29	19	65.52	9.	AIDS	59	52	88.14	Total		571	449	78.63
S.NO.	Dept.	No. of students Appeared	No. of students passed	Pass%																																																					
1.	CSE	186	144	77.42																																																					
2.	ECE	63	50	79.37																																																					
3.	IT	121	90	74.38																																																					
4.	EEE	32	27	84.38																																																					
5.	BT	41	36	87.80																																																					
6.	MECH	31	25	80.65																																																					
7.	CIVIL	9	6	66.67																																																					
8.	MTRE	29	19	65.52																																																					
9.	AIDS	59	52	88.14																																																					
Total		571	449	78.63																																																					
4.	<p>The results of Semester End Examinations (SEE) conducted in Physical Mode for Second UG (B.E./B.Tech.) Regular (R2021) Grade Distribution were presented to the committee in detail</p>	<p style="text-align: center;">Grade Distribution mark Range of Third Semester UG (R2021) Annexure 2</p>																																																							
5.	<p>The results of Semester End Examination (SEE) conducted in Physical Mode for Fifth Semester UG (B.E./B.Tech.) Regular (R2021) were presented to the committee in detail</p>	<p style="text-align: center;">Regular</p> <table border="1" style="width: 100%; border-collapse: collapse;"> <thead> <tr> <th style="width: 10%;">S.NO.</th> <th style="width: 15%;">Dept.</th> <th style="width: 20%;">No. of students Appeared</th> <th style="width: 20%;">No. of students passed</th> <th style="width: 35%;">Pass%</th> </tr> </thead> <tbody> <tr><td>1.</td><td>CSE</td><td>125</td><td>110</td><td>88.00</td></tr> <tr><td>2.</td><td>ECE</td><td>60</td><td>57</td><td>95.00</td></tr> <tr><td>3.</td><td>IT</td><td>64</td><td>56</td><td>87.50</td></tr> <tr><td>4.</td><td>EEE</td><td>30</td><td>28</td><td>93.33</td></tr> <tr><td>5.</td><td>BT</td><td>47</td><td>43</td><td>91.49</td></tr> <tr><td>6.</td><td>MECH</td><td>42</td><td>37</td><td>88.10</td></tr> <tr><td>7.</td><td>CIVIL</td><td>20</td><td>15</td><td>75.00</td></tr> <tr><td>8.</td><td>MTRE</td><td>30</td><td>29</td><td>96.67</td></tr> <tr><td>9.</td><td>AIDS</td><td>62</td><td>58</td><td>93.55</td></tr> <tr> <td colspan="2" style="text-align: center;">Total</td> <td>480</td> <td>433</td> <td>90.21</td> </tr> </tbody> </table> <p>Note: The Result Analysis has been carried out without Moderation (As none of the courses of in this Semester UG having Pass Percentage less than 65%) and without Normalization</p>	S.NO.	Dept.	No. of students Appeared	No. of students passed	Pass%	1.	CSE	125	110	88.00	2.	ECE	60	57	95.00	3.	IT	64	56	87.50	4.	EEE	30	28	93.33	5.	BT	47	43	91.49	6.	MECH	42	37	88.10	7.	CIVIL	20	15	75.00	8.	MTRE	30	29	96.67	9.	AIDS	62	58	93.55	Total		480	433	90.21
S.NO.	Dept.	No. of students Appeared	No. of students passed	Pass%																																																					
1.	CSE	125	110	88.00																																																					
2.	ECE	60	57	95.00																																																					
3.	IT	64	56	87.50																																																					
4.	EEE	30	28	93.33																																																					
5.	BT	47	43	91.49																																																					
6.	MECH	42	37	88.10																																																					
7.	CIVIL	20	15	75.00																																																					
8.	MTRE	30	29	96.67																																																					
9.	AIDS	62	58	93.55																																																					
Total		480	433	90.21																																																					

S. G. 10/2/24

S. G. 10/02/2024

S. G.

6.	<p>The results of Semester End Examinations (SEE) conducted in Physical Mode for Third UG (B.E./B.Tech.) Regular (R2021) Grade Distribution were presented to the committee in detail</p>	<p style="text-align: center;">Grade Distribution mark Range of Fifth Semester UG (R2021) Annexure 3</p>																																																																																															
7.	<p>The results of Semester End Examination (SEE) conducted in Physical Mode for Seventh Semester UG (B.E./B.Tech.) Regular (R2020) were presented to the committee in detail.</p>	<p style="text-align: center;">Regular</p> <table border="1" style="width: 100%; border-collapse: collapse; text-align: center;"> <thead> <tr> <th rowspan="2">S.NO.</th> <th rowspan="2">Dept.</th> <th rowspan="2">No. of students Appeared</th> <th colspan="2">No. of students passed</th> <th colspan="2">Pass %</th> </tr> <tr> <th>BM</th> <th>AM</th> <th>BM</th> <th>AM</th> </tr> </thead> <tbody> <tr><td>1.</td><td>CSE</td><td>104</td><td>101</td><td>101</td><td>97.12</td><td>97.12</td></tr> <tr><td>2.</td><td>ECE</td><td>61</td><td>56</td><td>57</td><td>91.80</td><td>93.44</td></tr> <tr><td>3.</td><td>EIE</td><td>3</td><td>3</td><td>3</td><td>100.00</td><td>100.00</td></tr> <tr><td>4.</td><td>PT</td><td>5</td><td>5</td><td>5</td><td>100.00</td><td>100.00</td></tr> <tr><td>5.</td><td>IT</td><td>48</td><td>40</td><td>41</td><td>83.33</td><td>85.42</td></tr> <tr><td>6.</td><td>EEE</td><td>36</td><td>32</td><td>32</td><td>88.89</td><td>88.89</td></tr> <tr><td>7.</td><td>BT</td><td>48</td><td>45</td><td>45</td><td>93.75</td><td>93.75</td></tr> <tr><td>8.</td><td>MECH</td><td>48</td><td>41</td><td>42</td><td>85.42</td><td>87.50</td></tr> <tr><td>9.</td><td>CIVIL</td><td>25</td><td>23</td><td>23</td><td>92.00</td><td>92.00</td></tr> <tr><td>10.</td><td>MTRE</td><td>16</td><td>15</td><td>15</td><td>93.75</td><td>93.75</td></tr> <tr><td>11.</td><td>ADS</td><td>45</td><td>43</td><td>43</td><td>95.56</td><td>95.56</td></tr> <tr> <td colspan="2">Total</td> <td>439</td> <td>404</td> <td>407</td> <td>92.03</td> <td>92.71</td> </tr> </tbody> </table>	S.NO.	Dept.	No. of students Appeared	No. of students passed		Pass %		BM	AM	BM	AM	1.	CSE	104	101	101	97.12	97.12	2.	ECE	61	56	57	91.80	93.44	3.	EIE	3	3	3	100.00	100.00	4.	PT	5	5	5	100.00	100.00	5.	IT	48	40	41	83.33	85.42	6.	EEE	36	32	32	88.89	88.89	7.	BT	48	45	45	93.75	93.75	8.	MECH	48	41	42	85.42	87.50	9.	CIVIL	25	23	23	92.00	92.00	10.	MTRE	16	15	15	93.75	93.75	11.	ADS	45	43	43	95.56	95.56	Total		439	404	407	92.03	92.71
S.NO.	Dept.	No. of students Appeared				No. of students passed		Pass %																																																																																									
			BM	AM	BM	AM																																																																																											
1.	CSE	104	101	101	97.12	97.12																																																																																											
2.	ECE	61	56	57	91.80	93.44																																																																																											
3.	EIE	3	3	3	100.00	100.00																																																																																											
4.	PT	5	5	5	100.00	100.00																																																																																											
5.	IT	48	40	41	83.33	85.42																																																																																											
6.	EEE	36	32	32	88.89	88.89																																																																																											
7.	BT	48	45	45	93.75	93.75																																																																																											
8.	MECH	48	41	42	85.42	87.50																																																																																											
9.	CIVIL	25	23	23	92.00	92.00																																																																																											
10.	MTRE	16	15	15	93.75	93.75																																																																																											
11.	ADS	45	43	43	95.56	95.56																																																																																											
Total		439	404	407	92.03	92.71																																																																																											
8.	<p>The results of Semester End Examination (SEE) conducted in Physical Mode for First Semester to Sixth Semester UG (B.E./B.Tech.) Arrear (R2020) were presented to the committee in detail.</p>	<p style="text-align: center;">Arrear</p> <table border="1" style="width: 100%; border-collapse: collapse; text-align: center;"> <thead> <tr> <th>S.NO.</th> <th>Dept.</th> <th>No. of students Appeared</th> <th>No. of students passed</th> <th>Pass %</th> </tr> </thead> <tbody> <tr><td>1.</td><td>CSE</td><td>3</td><td>1</td><td>33.33</td></tr> <tr><td>2.</td><td>ECE</td><td>8</td><td>5</td><td>62.50</td></tr> <tr><td>3.</td><td>EIE</td><td>1</td><td>0</td><td>0.00</td></tr> <tr><td>4.</td><td>IT</td><td>5</td><td>3</td><td>60.00</td></tr> <tr><td>5.</td><td>EEE</td><td>3</td><td>2</td><td>66.67</td></tr> <tr><td>6.</td><td>BT</td><td>1</td><td>0</td><td>0.00</td></tr> <tr><td>7.</td><td>MECH</td><td>7</td><td>4</td><td>57.14</td></tr> <tr><td>8.</td><td>CIVIL</td><td>8</td><td>4</td><td>50.00</td></tr> <tr><td>9.</td><td>MTRE</td><td>1</td><td>1</td><td>100.00</td></tr> <tr><td>10.</td><td>ADS</td><td>8</td><td>3</td><td>37.50</td></tr> <tr> <td colspan="2">Total</td> <td>45</td> <td>23</td> <td>51.11</td> </tr> </tbody> </table>	S.NO.	Dept.	No. of students Appeared	No. of students passed	Pass %	1.	CSE	3	1	33.33	2.	ECE	8	5	62.50	3.	EIE	1	0	0.00	4.	IT	5	3	60.00	5.	EEE	3	2	66.67	6.	BT	1	0	0.00	7.	MECH	7	4	57.14	8.	CIVIL	8	4	50.00	9.	MTRE	1	1	100.00	10.	ADS	8	3	37.50	Total		45	23	51.11																																			
S.NO.	Dept.	No. of students Appeared	No. of students passed	Pass %																																																																																													
1.	CSE	3	1	33.33																																																																																													
2.	ECE	8	5	62.50																																																																																													
3.	EIE	1	0	0.00																																																																																													
4.	IT	5	3	60.00																																																																																													
5.	EEE	3	2	66.67																																																																																													
6.	BT	1	0	0.00																																																																																													
7.	MECH	7	4	57.14																																																																																													
8.	CIVIL	8	4	50.00																																																																																													
9.	MTRE	1	1	100.00																																																																																													
10.	ADS	8	3	37.50																																																																																													
Total		45	23	51.11																																																																																													

S. G. G. / 10/12/2021

S. G. G. / 10/02/2022

S. G. G.

9.	<p>The results of Semester End Examination (SEE) conducted in Physical Mode for First Semester and Fourth Semester UG (B.E./B.Tech.) Arrear (R2021) were presented to the committee in detail.</p>	Arrear <table border="1" style="width: 100%; border-collapse: collapse; margin-top: 10px;"> <thead> <tr> <th style="width: 10%;">S.NO.</th> <th style="width: 15%;">Dept.</th> <th style="width: 15%;">No. of students Appeared</th> <th style="width: 15%;">No. of students passed</th> <th style="width: 15%;">Pass%</th> </tr> </thead> <tbody> <tr><td>1.</td><td>CSE</td><td>22</td><td>7</td><td>31.82</td></tr> <tr><td>2.</td><td>ECE</td><td>15</td><td>5</td><td>33.33</td></tr> <tr><td>3.</td><td>IT</td><td>8</td><td>2</td><td>25.00</td></tr> <tr><td>4.</td><td>EEE</td><td>8</td><td>3</td><td>37.50</td></tr> <tr><td>5.</td><td>BT</td><td>6</td><td>2</td><td>33.33</td></tr> <tr><td>6.</td><td>MECH</td><td>13</td><td>5</td><td>38.46</td></tr> <tr><td>7.</td><td>CIVIL</td><td>6</td><td>2</td><td>33.33</td></tr> <tr><td>8.</td><td>MTR</td><td>11</td><td>5</td><td>45.45</td></tr> <tr><td>9.</td><td>ADS</td><td>8</td><td>1</td><td>12.50</td></tr> <tr> <td colspan="2" style="text-align: center;">Total</td> <td style="text-align: center;">97</td> <td style="text-align: center;">32</td> <td style="text-align: center;">32.98</td> </tr> </tbody> </table>	S.NO.	Dept.	No. of students Appeared	No. of students passed	Pass%	1.	CSE	22	7	31.82	2.	ECE	15	5	33.33	3.	IT	8	2	25.00	4.	EEE	8	3	37.50	5.	BT	6	2	33.33	6.	MECH	13	5	38.46	7.	CIVIL	6	2	33.33	8.	MTR	11	5	45.45	9.	ADS	8	1	12.50	Total		97	32	32.98
S.NO.	Dept.	No. of students Appeared	No. of students passed	Pass%																																																					
1.	CSE	22	7	31.82																																																					
2.	ECE	15	5	33.33																																																					
3.	IT	8	2	25.00																																																					
4.	EEE	8	3	37.50																																																					
5.	BT	6	2	33.33																																																					
6.	MECH	13	5	38.46																																																					
7.	CIVIL	6	2	33.33																																																					
8.	MTR	11	5	45.45																																																					
9.	ADS	8	1	12.50																																																					
Total		97	32	32.98																																																					
10.	<p>The results of Semester End Examination (SEE) conducted in Physical Mode for First Semester to Eighth Semester UG (B.E./B.Tech.) Arrear (R2017) were presented to the committee in detail.</p>	Arrear <table border="1" style="width: 100%; border-collapse: collapse; margin-top: 10px;"> <thead> <tr> <th style="width: 10%;">S.NO.</th> <th style="width: 15%;">Dept.</th> <th style="width: 15%;">No. of students Appeared</th> <th style="width: 15%;">No. of students passed</th> <th style="width: 15%;">Pass Percentage%</th> </tr> </thead> <tbody> <tr><td>1.</td><td>EEE</td><td>2</td><td>1</td><td>50.00</td></tr> <tr><td>2.</td><td>MECH</td><td>4</td><td>1</td><td>25.00</td></tr> <tr><td>3.</td><td>CIVIL</td><td>1</td><td>0</td><td>0.00</td></tr> <tr><td>4.</td><td>MTRE</td><td>1</td><td>0</td><td>0.00</td></tr> <tr> <td colspan="2" style="text-align: center;">Total</td> <td style="text-align: center;">8</td> <td style="text-align: center;">2</td> <td style="text-align: center;">25.00</td> </tr> </tbody> </table>	S.NO.	Dept.	No. of students Appeared	No. of students passed	Pass Percentage%	1.	EEE	2	1	50.00	2.	MECH	4	1	25.00	3.	CIVIL	1	0	0.00	4.	MTRE	1	0	0.00	Total		8	2	25.00																									
S.NO.	Dept.	No. of students Appeared	No. of students passed	Pass Percentage%																																																					
1.	EEE	2	1	50.00																																																					
2.	MECH	4	1	25.00																																																					
3.	CIVIL	1	0	0.00																																																					
4.	MTRE	1	0	0.00																																																					
Total		8	2	25.00																																																					
11.	<p>The results of Semester End Examination (SEE) conducted in Physical Mode for First Semester PG (M.E./M.Tech.) Regular (R2020) were presented to the committee in detail.</p>	Regular <table border="1" style="width: 100%; border-collapse: collapse; margin-top: 10px;"> <thead> <tr> <th style="width: 10%;">S.NO.</th> <th style="width: 15%;">Dept.</th> <th style="width: 15%;">No. of students Appeared</th> <th style="width: 15%;">No. of students passed</th> <th style="width: 15%;">Pass%</th> </tr> </thead> <tbody> <tr><td>1.</td><td>PSE</td><td>1</td><td>1</td><td>100.00</td></tr> <tr> <td colspan="2" style="text-align: center;">Total</td> <td style="text-align: center;">1</td> <td style="text-align: center;">1</td> <td style="text-align: center;">100.00</td> </tr> </tbody> </table>	S.NO.	Dept.	No. of students Appeared	No. of students passed	Pass%	1.	PSE	1	1	100.00	Total		1	1	100.00																																								
S.NO.	Dept.	No. of students Appeared	No. of students passed	Pass%																																																					
1.	PSE	1	1	100.00																																																					
Total		1	1	100.00																																																					
12.	<p>The results of Semester End Examination (SEE) conducted in Physical Mode for Third Semester PG (M.E./M.Tech.) Regular (R2020) were presented to the committee in detail.</p>	Regular <table border="1" style="width: 100%; border-collapse: collapse; margin-top: 10px;"> <thead> <tr> <th style="width: 10%;">S.NO.</th> <th style="width: 15%;">Dept.</th> <th style="width: 15%;">No. of students Appeared</th> <th style="width: 15%;">No. of students passed</th> <th style="width: 15%;">Pass%</th> </tr> </thead> <tbody> <tr><td>1.</td><td>C & N</td><td>1</td><td>1</td><td>100.00</td></tr> <tr><td>2.</td><td>PSE</td><td>2</td><td>2</td><td>100.00</td></tr> <tr><td>3.</td><td>BT</td><td>3</td><td>3</td><td>100.00</td></tr> <tr><td>4.</td><td>STE</td><td>1</td><td>1</td><td>100.00</td></tr> <tr> <td colspan="2" style="text-align: center;">Total</td> <td style="text-align: center;">7</td> <td style="text-align: center;">7</td> <td style="text-align: center;">100.00</td> </tr> </tbody> </table>	S.NO.	Dept.	No. of students Appeared	No. of students passed	Pass%	1.	C & N	1	1	100.00	2.	PSE	2	2	100.00	3.	BT	3	3	100.00	4.	STE	1	1	100.00	Total		7	7	100.00																									
S.NO.	Dept.	No. of students Appeared	No. of students passed	Pass%																																																					
1.	C & N	1	1	100.00																																																					
2.	PSE	2	2	100.00																																																					
3.	BT	3	3	100.00																																																					
4.	STE	1	1	100.00																																																					
Total		7	7	100.00																																																					

S. Gopal

S. Gopal
10/12/24

S. Gopal
10/12/2024

13.	<p>The results of Semester End Examination (SEE) conducted in Physical Mode for Ph.D. Course work Regular (R2020) were presented to the committee in detail.</p>	<p>Regular</p> <table border="1" style="width: 100%; border-collapse: collapse;"> <thead> <tr> <th style="width: 10%;">S.NO.</th> <th style="width: 15%;">Dept.</th> <th style="width: 15%;">No. of Courses</th> <th style="width: 15%;">No. of Courses passed</th> <th style="width: 15%;">Pass%</th> </tr> </thead> <tbody> <tr> <td style="text-align: center;">1.</td> <td>PSE</td> <td style="text-align: center;">4</td> <td style="text-align: center;">4</td> <td style="text-align: center;">100.00</td> </tr> <tr> <td style="text-align: center;">2.</td> <td>C & N</td> <td style="text-align: center;">2</td> <td style="text-align: center;">2</td> <td style="text-align: center;">100.00</td> </tr> </tbody> </table>	S.NO.	Dept.	No. of Courses	No. of Courses passed	Pass%	1.	PSE	4	4	100.00	2.	C & N	2	2	100.00																																																																				
S.NO.	Dept.	No. of Courses	No. of Courses passed	Pass%																																																																																	
1.	PSE	4	4	100.00																																																																																	
2.	C & N	2	2	100.00																																																																																	
14.	<p>The Revaluation and Review results of Semester End Examination (SEE) conducted in Physical Mode Shown in 10th RPBM were presented to the committee in detail.</p>	<p>Revaluation</p> <table border="1" style="width: 100%; border-collapse: collapse;"> <thead> <tr> <th style="width: 8%;">S.No.</th> <th style="width: 10%;">Year (UG)</th> <th style="width: 12%;">Regulations</th> <th style="width: 12%;">No. of students Appeared</th> <th style="width: 12%;">No. of students passed</th> <th style="width: 10%;">Pass %</th> </tr> </thead> <tbody> <tr> <td style="text-align: center;">1.</td> <td>IV Year</td> <td>R2017</td> <td style="text-align: center;">5</td> <td style="text-align: center;">5</td> <td style="text-align: center;">100.00</td> </tr> <tr> <td style="text-align: center;">2.</td> <td>III Year</td> <td>R2020</td> <td style="text-align: center;">33</td> <td style="text-align: center;">13</td> <td style="text-align: center;">39.39</td> </tr> <tr> <td style="text-align: center;">3.</td> <td>II Year</td> <td>R2021</td> <td style="text-align: center;">36</td> <td style="text-align: center;">16</td> <td style="text-align: center;">44.44</td> </tr> <tr> <td style="text-align: center;">4.</td> <td>I Year</td> <td>R2021</td> <td style="text-align: center;">94</td> <td style="text-align: center;">29</td> <td style="text-align: center;">30.85</td> </tr> </tbody> </table> <p style="text-align: center; margin-top: 10px;">Review Challenge</p> <table border="1" style="width: 100%; border-collapse: collapse;"> <thead> <tr> <th style="width: 8%;">S.No.</th> <th style="width: 10%;">Year (UG)</th> <th style="width: 12%;">Regulations</th> <th style="width: 12%;">No. of students Appeared</th> <th style="width: 12%;">No. of students passed</th> <th style="width: 10%;">Pass %</th> </tr> </thead> <tbody> <tr> <td style="text-align: center;">1.</td> <td>III</td> <td>R2020</td> <td style="text-align: center;">1</td> <td style="text-align: center;">1</td> <td style="text-align: center;">100.00</td> </tr> <tr> <td style="text-align: center;">2.</td> <td>I</td> <td>R2021</td> <td style="text-align: center;">2</td> <td style="text-align: center;">0</td> <td style="text-align: center;">0.00</td> </tr> </tbody> </table>	S.No.	Year (UG)	Regulations	No. of students Appeared	No. of students passed	Pass %	1.	IV Year	R2017	5	5	100.00	2.	III Year	R2020	33	13	39.39	3.	II Year	R2021	36	16	44.44	4.	I Year	R2021	94	29	30.85	S.No.	Year (UG)	Regulations	No. of students Appeared	No. of students passed	Pass %	1.	III	R2020	1	1	100.00	2.	I	R2021	2	0	0.00																																			
S.No.	Year (UG)	Regulations	No. of students Appeared	No. of students passed	Pass %																																																																																
1.	IV Year	R2017	5	5	100.00																																																																																
2.	III Year	R2020	33	13	39.39																																																																																
3.	II Year	R2021	36	16	44.44																																																																																
4.	I Year	R2021	94	29	30.85																																																																																
S.No.	Year (UG)	Regulations	No. of students Appeared	No. of students passed	Pass %																																																																																
1.	III	R2020	1	1	100.00																																																																																
2.	I	R2021	2	0	0.00																																																																																
15.	<p>The results of Semester End Examination (SEE) conducted in Physical Mode for Honours and Minor Course (R2021) were presented to the committee in detail.</p>	<p>Honours & Minor</p> <table border="1" style="width: 100%; border-collapse: collapse;"> <thead> <tr> <th rowspan="2" style="width: 15%;">Course</th> <th colspan="3" style="width: 30%;">Honours</th> <th colspan="3" style="width: 30%;">Minor</th> </tr> <tr> <th style="width: 10%;">No. of students Appeared</th> <th style="width: 10%;">No. of students passed</th> <th style="width: 10%;">Pass %</th> <th style="width: 10%;">No. of students Appeared</th> <th style="width: 10%;">No. of students passed</th> <th style="width: 10%;">Pass %</th> </tr> </thead> <tbody> <tr> <td>CSE</td> <td style="text-align: center;">61</td> <td style="text-align: center;">60</td> <td style="text-align: center;">98.00</td> <td style="text-align: center;">23</td> <td style="text-align: center;">23</td> <td style="text-align: center;">100.00</td> </tr> <tr> <td>ECE</td> <td style="text-align: center;">21</td> <td style="text-align: center;">21</td> <td style="text-align: center;">100.00</td> <td style="text-align: center;">13</td> <td style="text-align: center;">13</td> <td style="text-align: center;">100.00</td> </tr> <tr> <td>IT</td> <td style="text-align: center;">24</td> <td style="text-align: center;">24</td> <td style="text-align: center;">100.00</td> <td style="text-align: center;">5</td> <td style="text-align: center;">5</td> <td style="text-align: center;">100.00</td> </tr> <tr> <td>EEE</td> <td style="text-align: center;">2</td> <td style="text-align: center;">2</td> <td style="text-align: center;">100.00</td> <td style="text-align: center;">14</td> <td style="text-align: center;">14</td> <td style="text-align: center;">100.00</td> </tr> <tr> <td>BT</td> <td style="text-align: center;">32</td> <td style="text-align: center;">32</td> <td style="text-align: center;">100.00</td> <td style="text-align: center;">-</td> <td style="text-align: center;">-</td> <td style="text-align: center;">-</td> </tr> <tr> <td>Mech</td> <td style="text-align: center;">11</td> <td style="text-align: center;">11</td> <td style="text-align: center;">100.00</td> <td style="text-align: center;">6</td> <td style="text-align: center;">6</td> <td style="text-align: center;">100.00</td> </tr> <tr> <td>Civil</td> <td style="text-align: center;">5</td> <td style="text-align: center;">5</td> <td style="text-align: center;">100.00</td> <td style="text-align: center;">-</td> <td style="text-align: center;">-</td> <td style="text-align: center;">-</td> </tr> <tr> <td>MTRE</td> <td style="text-align: center;">12</td> <td style="text-align: center;">12</td> <td style="text-align: center;">100.00</td> <td style="text-align: center;">2</td> <td style="text-align: center;">2</td> <td style="text-align: center;">100.00</td> </tr> <tr> <td>ADS</td> <td style="text-align: center;">21</td> <td style="text-align: center;">21</td> <td style="text-align: center;">100.00</td> <td style="text-align: center;">23</td> <td style="text-align: center;">23</td> <td style="text-align: center;">100.00</td> </tr> <tr> <td>Total</td> <td style="text-align: center;">189</td> <td style="text-align: center;">188</td> <td style="text-align: center;">99.50</td> <td style="text-align: center;">86</td> <td style="text-align: center;">86</td> <td style="text-align: center;">100.00</td> </tr> </tbody> </table>	Course	Honours			Minor			No. of students Appeared	No. of students passed	Pass %	No. of students Appeared	No. of students passed	Pass %	CSE	61	60	98.00	23	23	100.00	ECE	21	21	100.00	13	13	100.00	IT	24	24	100.00	5	5	100.00	EEE	2	2	100.00	14	14	100.00	BT	32	32	100.00	-	-	-	Mech	11	11	100.00	6	6	100.00	Civil	5	5	100.00	-	-	-	MTRE	12	12	100.00	2	2	100.00	ADS	21	21	100.00	23	23	100.00	Total	189	188	99.50	86	86	100.00
Course	Honours			Minor																																																																																	
	No. of students Appeared	No. of students passed	Pass %	No. of students Appeared	No. of students passed	Pass %																																																																															
CSE	61	60	98.00	23	23	100.00																																																																															
ECE	21	21	100.00	13	13	100.00																																																																															
IT	24	24	100.00	5	5	100.00																																																																															
EEE	2	2	100.00	14	14	100.00																																																																															
BT	32	32	100.00	-	-	-																																																																															
Mech	11	11	100.00	6	6	100.00																																																																															
Civil	5	5	100.00	-	-	-																																																																															
MTRE	12	12	100.00	2	2	100.00																																																																															
ADS	21	21	100.00	23	23	100.00																																																																															
Total	189	188	99.50	86	86	100.00																																																																															

R. G. S. 10/12/24

S. G. S. 10/10/2024

S. G. S.

16.	<p>The results of Induction Programme of 2023 – 2027 Batch UG Students (R2021) were presented to the committee in detail</p>	<p>Induction Programme</p> <table border="1" style="width: 100%; border-collapse: collapse;"> <thead> <tr> <th style="width: 25%;">Programme I Year UG</th> <th style="width: 25%;">No. of Students Registered</th> <th style="width: 25%;">Cleared the Examinations</th> <th style="width: 25%;">Pass Percentage</th> </tr> </thead> <tbody> <tr><td>CSE</td><td>176</td><td>176</td><td>100.00</td></tr> <tr><td>ECE</td><td>119</td><td>119</td><td>100.00</td></tr> <tr><td>IT</td><td>115</td><td>115</td><td>100.00</td></tr> <tr><td>EEE</td><td>18</td><td>18</td><td>100.00</td></tr> <tr><td>BT</td><td>53</td><td>53</td><td>100.00</td></tr> <tr><td>Mech</td><td>23</td><td>23</td><td>100.00</td></tr> <tr><td>Civil</td><td>8</td><td>8</td><td>100.00</td></tr> <tr><td>MTRE</td><td>24</td><td>24</td><td>100.00</td></tr> <tr><td>ADS</td><td>57</td><td>57</td><td>100.00</td></tr> <tr><td>Total</td><td>593</td><td>593</td><td>100.00</td></tr> </tbody> </table>	Programme I Year UG	No. of Students Registered	Cleared the Examinations	Pass Percentage	CSE	176	176	100.00	ECE	119	119	100.00	IT	115	115	100.00	EEE	18	18	100.00	BT	53	53	100.00	Mech	23	23	100.00	Civil	8	8	100.00	MTRE	24	24	100.00	ADS	57	57	100.00	Total	593	593	100.00																									
Programme I Year UG	No. of Students Registered	Cleared the Examinations	Pass Percentage																																																																				
CSE	176	176	100.00																																																																				
ECE	119	119	100.00																																																																				
IT	115	115	100.00																																																																				
EEE	18	18	100.00																																																																				
BT	53	53	100.00																																																																				
Mech	23	23	100.00																																																																				
Civil	8	8	100.00																																																																				
MTRE	24	24	100.00																																																																				
ADS	57	57	100.00																																																																				
Total	593	593	100.00																																																																				
17.	<p>The results of Mandatory, Over and Above Credit Courses of 2020 – 24 (R2020), 2021-25, 2022-26 Batch UG Students (R2021) were presented to the committee in detail</p>	<p>Mandatory, Over and Above Credit Courses</p> <table border="1" style="width: 100%; border-collapse: collapse;"> <thead> <tr> <th rowspan="2" style="width: 10%;">Dept.</th> <th colspan="4" style="text-align: center;">Courses</th> </tr> <tr> <th style="width: 15%;">Internship 2020-24</th> <th style="width: 15%;">VAC 2021-25</th> <th style="width: 15%;">Internship 2021-25</th> <th style="width: 15%;">Audit Course 2022-26</th> </tr> </thead> <tbody> <tr><td>CSE</td><td>6</td><td>125</td><td>125</td><td>186</td></tr> <tr><td>ECE</td><td>-</td><td>60</td><td>60</td><td>63</td></tr> <tr><td>EIE</td><td>3</td><td>-</td><td>-</td><td>-</td></tr> <tr><td>PT</td><td>5</td><td>-</td><td>-</td><td>-</td></tr> <tr><td>IT</td><td>-</td><td>64</td><td>64</td><td>121</td></tr> <tr><td>EEE</td><td>30</td><td>30</td><td>29</td><td>32</td></tr> <tr><td>BT</td><td>18</td><td>47</td><td>46</td><td>41</td></tr> <tr><td>Mech</td><td>8</td><td>43</td><td>16</td><td>31</td></tr> <tr><td>Civil</td><td>-</td><td>20</td><td>20</td><td>9</td></tr> <tr><td>MTR</td><td>-</td><td>30</td><td>30</td><td>29</td></tr> <tr><td>ADS</td><td>6</td><td>62</td><td>60</td><td>59</td></tr> <tr><td>Total</td><td>76</td><td>481</td><td>450</td><td>571</td></tr> </tbody> </table>	Dept.	Courses				Internship 2020-24	VAC 2021-25	Internship 2021-25	Audit Course 2022-26	CSE	6	125	125	186	ECE	-	60	60	63	EIE	3	-	-	-	PT	5	-	-	-	IT	-	64	64	121	EEE	30	30	29	32	BT	18	47	46	41	Mech	8	43	16	31	Civil	-	20	20	9	MTR	-	30	30	29	ADS	6	62	60	59	Total	76	481	450	571
Dept.	Courses																																																																						
	Internship 2020-24	VAC 2021-25	Internship 2021-25	Audit Course 2022-26																																																																			
CSE	6	125	125	186																																																																			
ECE	-	60	60	63																																																																			
EIE	3	-	-	-																																																																			
PT	5	-	-	-																																																																			
IT	-	64	64	121																																																																			
EEE	30	30	29	32																																																																			
BT	18	47	46	41																																																																			
Mech	8	43	16	31																																																																			
Civil	-	20	20	9																																																																			
MTR	-	30	30	29																																																																			
ADS	6	62	60	59																																																																			
Total	76	481	450	571																																																																			

Sentil
10/2/24

D. S. G. S. S. S.
10/02/2024

S. G. S.

18.

The NPTEL results of End Examination conducted in Online Mode (2020 – 2024 Batch UG (R2020) , 2022 – 24 Batch PG (R2020) -were presented to the committee in detail

UG Programmes	No. of Students Registered	Cleared the Examinations	Pass %
CSE	104	98	94.23
ECE	61	58	95.08
EIE	3	2	66.67
PT	5	4	80.00
IT	48	42	87.50
EEE	36	28	77.78
BT	48	44	91.67
Mech	48	19	39.58
Civil	25	14	56.00
MTRE	16	16	100.00
ADS	45	34	75.56
Total	439	359	81.78

Institution will conduct NPTEL Examinations for the Students those who are not clearing the online course (Two Courses – 18 Students; One Course – 62 Students) which is considered as first attempt and printed in 8th Semester Grade Sheet.

PG Programmes	No. of Students Registered	Cleared the Examinations	Pass %
C & N	1	1	100.00
PSE	2	2	100.00
BT	3	3	100.00
ST	1	1	100.00
Total	7	7	100.00

19.

Overall Pass Percentage of Semester End Examination (SEE) conducted in November 2023

UG Semester	No. of Students Appeared	No. of Students Pass	Pass Percentage
I	591	466	78.85
III	571	449	78.63
V	480	433	90.21
VII	439	407	92.71
Total	2081	1755	84.33

PG Programme	PG Semester	No. of Students Registered	No. of Students Pass	Pass Percentage
C & N	I	1	1	100.00
C & N	II	1	1	100.00
BT	II	3	3	100.00
PSE	II	2	2	100.00
SE	II	1	1	100.00
Total		8	8	100.00

S. G. S.

10/2/24

10/02/2024

The results were reviewed and as per Anna University norms, the committee recommends to proceed and publish the Results.

Dean (Academic Courses) <i>N.S - Sun</i>	HoD-CIVIL <i>N. Senthil</i>	HoD-MECH <i>S. Senthil</i>	HoD-Maths <i>A. Maheswari</i>
Dean (Research) <i>S. Senthil</i>	HoD-CSE / ADS <i>N. Senthil</i>	HoD-MTRE <i>S. Senthil</i>	HoD-Physics <i>S. Senthil</i>
Deputy CoE <i>S. Senthil</i>	HoD-ECE <i>N.S - Sun</i>	HoD-PT <i>S. Senthil</i>	HoD-Chemistry <i>T. Dharmalingam</i>
Add. Deputy CoE <i>S. Senthil</i>	HoD-EIE & EEE <i>S. Senthil</i>	First Year Coordinator <i>S. Senthil</i>	Coordinator-IQAC <i>S. Senthil</i>
HoD-BT <i>S. Senthil</i>	HoD-IT <i>E. V. Senthil</i>	HoD-English <i>S. Senthil</i>	

S. Senthil
Dr.S.Gandhi
CONTROLLER OF EXAMINATIONS

S. Senthil
Dr.S.Senthil
PRINCIPAL

S. Senthil
Dr.S.Swamynathan
ANNA UNIVERSITY NOMINEE

10/02/2024

KAMARAJ

COLLEGE OF ENGINEERING & TECHNOLOGY



(An Autonomous Institution - AFFILIATED TO ANNA UNIVERSITY, CHENNAI)

S.P.G.Chidambara Nadar - C.Nagammal Campus

S.P.G.C. Nagar, K.Vellakulam - 625 701 (Near VIRUDHUNAGAR).

Office of the Controller of Examinations

ANNEXURE - I

Grade Distribution Mark Range of First Semester UG (R2021) 2023 - 27 Batch UG

Course Code	MIN / MAX Mark	No. of Students	C	B	B+	A	A+	O
SH2101	MIN	587	50	56	63	75	81	88
SH2101	MAX	587	55	62	74	80	87	100
MA2101	MIN	528	50	52	58	69	87	95
MA2101	MAX	528	51	57	68	86	94	100
PH2101	MIN	558	50	53	59	70	86	93
PH2101	MAX	558	52	58	69	85	92	100
GE2101	MIN	542	50	56	62	74	81	87
GE2101	MAX	542	55	61	73	80	86	100
EM2101	MIN	524	50	53	61	72	88	95
EM2101	MAX	524	52	60	71	87	94	100
CY2101	MIN	559	50	53	59	70	87	94
CY2101	MAX	559	52	58	69	86	93	100
GE2102	MIN	587	50	53	62	73	89	94
GE2102	MAX	587	52	61	72	88	93	100

Dr.S.Gandhi
Controller of Examinations

Dr.S.Senthil
Principal

Dr.S.Swamynathan
Anna University Nominee



(An Autonomous Institution - AFFILIATED TO ANNA UNIVERSITY, CHENNAI)


S.P.G.Chidambara Nadar - C.Nagammal Campus
S.P.G.C. Nagar, K.Vellakulam - 625 701 (Near VIRUDHUNAGAR).

Office of the Controller of Examinations


ANNEXURE - II

Grade Distribution Mark Range of Third Semester UG (R2021) 2022 - 26 Batch UG


Course Code	MIN / MAX Mark	No. of Students	C	B	B+	A	A+	O
AI2201	MIN	59	50	57	64	71	83	89
AI2201	MAX	59	56	63	70	82	88	100
AI2202	MIN	116	50	57	64	72	85	92
AI2202	MAX	116	56	63	71	84	91	100
BT2201	MIN	41	50	56	63	76	81	86
BT2201	MAX	41	55	62	75	80	85	100
BT2202	MIN	41	50	57	65	74	87	91
BT2202	MAX	41	56	64	73	86	90	100
BT2203	MIN	40	50	59	64	75	85	89
BT2203	MAX	40	58	63	74	84	88	100
BT2204	MIN	38	50	57	63	75	81	91
BT2204	MAX	38	56	62	74	80	90	100
CS2201	MIN	179	50	57	64	74	88	94
CS2201	MAX	179	56	63	73	87	93	100
CS2202	MIN	239	50	62	69	79	92	97
CS2202	MAX	239	61	68	78	91	96	100
CS2203	MIN	232	50	54	61	71	85	93
CS2203	MAX	232	53	60	70	84	92	100
EC2201	MIN	238	50	55	65	77	90	94
EC2201	MAX	238	54	64	76	89	93	100
EC2203	MIN	112	50	56	64	75	88	95
EC2203	MAX	112	55	63	74	87	94	100
EC2205	MIN	62	50	57	62	75	81	88
EC2205	MAX	62	56	61	74	80	87	100
EC2206	MIN	59	50	60	67	74	86	91
EC2206	MAX	59	59	66	73	85	90	100
EC2207	MIN	57	50	56	61	72	81	88
EC2207	MAX	57	55	60	71	80	87	100
EE2201	MIN	111	50	57	63	74	81	86
EE2201	MAX	111	56	62	73	80	85	100
EE2202	MIN	31	50	53	59	66	80	86
EE2202	MAX	31	52	58	65	79	85	100
EE2204	MIN	32	50	56	65	76	81	91


Dr.S.Gandhi
Controller of Examinations


Dr.S.Senthil
Principal


Dr.S.Swamynathan
Anna University Nominee


Course Code	MIN / MAX Mark	No. of Students	C	B	B+	A	A+	O
EE2204	MAX	32	55	64	75	80	90	100
EE2205	MIN	30	50	56	59	65	81	93
EE2205	MAX	30	55	58	64	80	92	100
EE2208	MIN	30	50	54	55	63	76	91
EE2208	MAX	30	53	54	62	75	90	100
GE2154	MIN	565	50	55	65	77	90	95
GE2154	MAX	565	54	64	76	89	94	100
GE2201	MIN	319	50	55	62	71	84	89
GE2201	MAX	319	54	61	70	83	88	100
IT2201	MIN	253	50	56	61	72	81	84
IT2201	MAX	253	55	60	71	80	83	100
IT2202	MIN	106	50	56	62	74	81	87
IT2202	MAX	106	55	61	73	80	86	100
IT2203	MIN	111	50	54	61	70	84	89
IT2203	MAX	111	53	60	69	83	88	100
MA2201	MIN	340	50	53	61	73	90	96
MA2201	MAX	340	52	60	72	89	95	100
MA2202	MIN	165	50	53	60	71	88	95
MA2202	MAX	165	52	59	70	87	94	100
ME2201	MIN	56	50	54	57	66	78	86
ME2201	MAX	56	53	56	65	77	85	100
ME2202	MIN	30	50	56	61	72	81	91
ME2202	MAX	30	55	60	71	80	90	100


Dr. S. Gandhi

Controller of Examinations



Dr. S. Senthil
Principal



10/02/2024

Dr. S. Swamynathan
Anna University Nominee

ANNEXURE - III


Grade Distribution Mark Range of Fifth Semester UG (R2021) 2021 - 25 Batch UG

Course Code	MIN / MAX Mark	No. of Students	C	B	B+	A	A+	O
AI2301	MIN	62	50	64	73	82	90	93
AI2301	MAX	62	63	72	81	89	92	100
AI2302	MIN	60	50	66	74	83	93	96
AI2302	MAX	60	65	73	82	92	95	100
AI2303	MIN	59	50	55	62	71	82	87
AI2303	MAX	59	54	61	70	81	86	100
BT2301	MIN	47	50	58	65	73	86	90
BT2301	MAX	47	57	64	72	85	89	100
BT2302	MIN	47	50	61	65	74	85	91
BT2302	MAX	47	60	64	73	84	90	100
BT2303	MIN	45	50	57	67	72	83	93
BT2303	MAX	45	56	66	71	82	92	100
CS2301	MIN	180	50	56	65	77	89	93
CS2301	MAX	180	55	64	76	88	92	100
CS2302	MIN	123	50	58	66	77	90	94
CS2302	MAX	123	57	65	76	89	93	100
CS2303	MIN	124	50	71	78	85	93	95
CS2303	MAX	124	70	77	84	92	94	100
CS2304	MIN	120	50	55	65	76	89	94
CS2304	MAX	120	54	64	75	88	93	100
EC2301	MIN	59	50	57	60	68	80	86
EC2301	MAX	59	56	59	67	79	85	100
EC2302	MIN	59	50	55	59	68	82	90
EC2302	MAX	59	54	58	67	81	89	100
EC2303	MIN	59	50	53	59	69	87	94
EC2303	MAX	59	52	58	68	86	93	100
EE2301	MIN	30	50	65	68	78	90	97
EE2301	MAX	30	64	67	77	89	96	100
EE2303	MIN	30	50	57	67	77	89	93
EE2303	MAX	30	56	66	76	88	92	100
IT2301	MIN	60	50	58	64	72	85	90
IT2301	MAX	60	57	63	71	84	89	100
IT2302	MIN	61	50	56	60	68	82	92


Dr.S.Gandhi

Controller of Examinations


Dr.S.Senthil
Principal


Dr.S.Swamyathnan
Anna University Nominee

Course Code	MIN / MAX Mark	No. of Students	C	B	B+	A	A+	O
IT2302	MAX	61	55	59	67	81	91	100
IT2303	MIN	63	50	68	70	77	86	90
IT2303	MAX	63	67	69	76	85	89	100
IT2304	MIN	61	50	59	62	71	84	89
IT2304	MAX	61	58	61	70	83	88	100
MCS101	MIN	30	50	75	78	83	92	96
MCS101	MAX	30	74	77	82	91	95	100
MCS102	MIN	30	50	77	79	85	92	95
MCS102	MAX	30	76	78	84	91	94	100
ME2301	MIN	39	50	58	66	72	80	91
ME2301	MAX	39	57	65	71	79	90	100
ME2302	MIN	41	50	63	68	75	85	89
ME2302	MAX	41	62	67	74	84	88	100
ME2303	MIN	40	50	62	68	76	87	91
ME2303	MAX	40	61	67	75	86	90	100
MT2301	MIN	30	50	56	63	70	86	90
MT2301	MAX	30	55	62	69	85	89	100
MT2302	MIN	30	50	53	61	69	87	93
MT2302	MAX	30	52	60	68	86	92	100
VCS316	MIN	130	50	58	69	80	90	93
VCS316	MAX	130	57	68	79	89	92	100
VCS321	MIN	111	50	63	68	78	89	94
VCS321	MAX	111	62	67	77	88	93	100
VCS322	MIN	54	50	58	64	73	87	93
VCS322	MAX	54	57	63	72	86	92	100
VCS326	MIN	50	50	81	85	89	95	96
VCS326	MAX	50	80	84	88	94	95	100
VCS332	MIN	53	50	61	66	74	84	86
VCS332	MAX	53	60	65	73	83	85	100
VCS347	MIN	64	50	57	64	75	81	85
VCS347	MAX	64	56	63	74	80	84	100
VEC311	MIN	58	50	60	64	74	86	92
VEC311	MAX	58	59	63	73	85	91	100
VEC324	MIN	39	50	67	73	77	86	88
VEC324	MAX	39	66	72	76	85	87	100
VEC343	MIN	60	50	69	75	82	90	93
VEC343	MAX	60	68	74	81	89	92	100
VEE311	MIN	30	50	57	68	77	88	91
VEE311	MAX	30	56	67	76	87	90	100
VEE334	MIN	30	50	58	65	74	89	91
VEE334	MAX	30	57	64	73	88	90	100
VIT311	MIN	50	50	65	67	76	87	91
VIT311	MAX	50	64	66	75	86	90	100
VIT315	MIN	43	50	61	68	76	86	91



Dr.S.Gandhi

Controller of Examinations



Dr.S.Senthil


Principal


10/02/2024

Dr.S.Swamynathan

Anna University Nominee

Course Code	MIN / MAX Mark	No. of Students	C	B	B+	A	A+	O
VIT315	MAX	43	60	67	75	85	90	100
VME317	MIN	41	50	64	68	75	85	91
VME317	MAX	41	63	67	74	84	90	100
VME324	MIN	41	50	56	66	75	86	91
VME324	MAX	41	55	65	74	85	90	100
VMT312	MIN	30	50	58	64	70	82	86
VMT312	MAX	30	57	63	69	81	85	100
VMT325	MIN	30	50	59	63	71	82	88
VMT325	MAX	30	58	62	70	81	87	100
VME311	MIN	39	50	58	58	65		80
VME311	MAX	39	57	57	64	79		100



Dr.S.Gandhi

Controller of Examinations



Dr.S.Senthil

Principal



Dr.S.Swamynathan

Anna University Nominee

Office of the Controller of Examinations

Minutes of Meeting of 12th Results Passing Board (RPB) Meeting

Venue: Conference Hall, Examination Cell

Date: 22nd May, 2024 Time: 11.00 A.M.


Members Present:

Dr.S Swamynatan, Anna University Nominee	Dr.S.Thanga Kasi Rajan, HoD - Mech
Dr.S.Senthil, Principal	Dr.N.Jegan Durai, HoD - Civil
Dr.S.Gandhi, Controller of Examinations /HoD - PT (i/c)	Dr.K.Kannan, HoD - MTRE
Dr.R.Suresh Babu, Dean (Academic Courses) / HoD - ECE	Dr.K.Thanalakshmi, First Year Coordinator
Dr.D.Prince Winston, Dean (Research), HoD - EIE & EEE	Dr.N.Sundararajan, HoD - English
Dr.R.Baskaran, Deputy Controller of Examinations	Dr.A.Maheswari, HoD - Maths
Dr.K.Sakthiraj, Add. Deputy Controller of Examinations	Dr.M.Shanthi, HoD - Physics
Dr.A.Meenakshi, HoD - CSE / AI & DS	Dr.T.Dhanalakshmi, HoD - Chemistry
Dr.E.Vakaimalar, HoD - IT	Dr.T.Pandiselvi, Co-Ordinator - IQAC
Dr.R.Shyam Kumar, HoD - BT	

S.No.	Points Discussed	Remarks				
		Regular				
		S.NO.	Dept.	No. of students Appeared	No. of students passed	Pass%
1.	The results of Semester End Examination (SEE) conducted in Physical Mode for Eighth Semester UG (B.E./B.Tech.) Regular (R2020) were presented to the committee in detail.	1.	CSE	104	104	100.00%
		2.	ECE	61	61	100.00%
		3.	EIE	03	03	100.00%
		4.	PT	05	05	100.00%
		5.	IT	48	48	100.00%
		6.	EEE	36	36	100.00%
		7.	BT	48	48	100.00%
		8.	MECH	48	48	100.00%
		9.	CIVIL	25	25	100.00%
		10.	MTRE	16	16	100.00%
		11.	ADS	45	44	97.78%
				Total		439
2.	The results of Semester End Examination (SEE) conducted in Physical Mode for First Semester to Seventh Semester UG (B.E./B.Tech.) Arrear (R2020) were presented to the committee in detail.	Arrear				
		S.NO.	Dept.	No. of students Appeared	No. of students passed	Pass%
		1.	CSE	1	0	-
		2.	ECE	4	2	50.00%
		3.	EIE	1	0	-
		4.	IT	3	3	100.00%
		5.	EEE	2	1	50.00%
		6.	BT	1	0	-
		7.	MECH	5	4	80.00%
8.	CIVIL	5	3	60.00%		
9.	ADS	5	1	20.00%		
		Total		27	14	51.85%


CONTROLLER OF EXAMINATIONS



PRINCIPAL


22/05/2024
Dr.S.SWAMYNATHAN

S.No.	Points Discussed	Remarks																																				
3.	The results of Semester End Examination (SEE) conducted in Physical Mode for First Semester to Eighth Semester UG (B.E./B.Tech.) Arrear (R2017) were presented to the committee in detail.	Arrear <table border="1" style="width: 100%; border-collapse: collapse; margin-top: 10px;"> <thead> <tr> <th>S.NO.</th> <th>Dept.</th> <th>No. of students Appeared</th> <th>No. of students passed</th> <th>Pass%</th> </tr> </thead> <tbody> <tr> <td style="text-align: center;">1.</td> <td style="text-align: center;">ECE</td> <td style="text-align: center;">1</td> <td style="text-align: center;">1</td> <td style="text-align: center;">100.00%</td> </tr> <tr> <td style="text-align: center;">2.</td> <td style="text-align: center;">MECH</td> <td style="text-align: center;">3</td> <td style="text-align: center;">1</td> <td style="text-align: center;">33.33%</td> </tr> <tr> <td style="text-align: center;">3.</td> <td style="text-align: center;">CIVIL</td> <td style="text-align: center;">1</td> <td style="text-align: center;">0</td> <td style="text-align: center;">-</td> </tr> <tr> <td style="text-align: center;">4.</td> <td style="text-align: center;">MTRE</td> <td style="text-align: center;">1</td> <td style="text-align: center;">0</td> <td style="text-align: center;">-</td> </tr> <tr> <td colspan="2" style="text-align: center;">Total</td> <td style="text-align: center;">6</td> <td style="text-align: center;">2</td> <td style="text-align: center;">33.33%</td> </tr> </tbody> </table>	S.NO.	Dept.	No. of students Appeared	No. of students passed	Pass%	1.	ECE	1	1	100.00%	2.	MECH	3	1	33.33%	3.	CIVIL	1	0	-	4.	MTRE	1	0	-	Total		6	2	33.33%						
S.NO.	Dept.	No. of students Appeared	No. of students passed	Pass%																																		
1.	ECE	1	1	100.00%																																		
2.	MECH	3	1	33.33%																																		
3.	CIVIL	1	0	-																																		
4.	MTRE	1	0	-																																		
Total		6	2	33.33%																																		
4.	The results of Semester End Examination (SEE) conducted in Physical Mode for Fourth Semester PG (M.E./M.Tech.) Regular (R2020) were presented to the committee in detail.	Regular <table border="1" style="width: 100%; border-collapse: collapse; margin-top: 10px;"> <thead> <tr> <th>S.NO.</th> <th>Dept.</th> <th>No. of students Appeared</th> <th>No. of students passed</th> <th>Pass%</th> </tr> </thead> <tbody> <tr> <td style="text-align: center;">1.</td> <td style="text-align: center;">C&N</td> <td style="text-align: center;">1</td> <td style="text-align: center;">1</td> <td style="text-align: center;">100.00%</td> </tr> <tr> <td style="text-align: center;">2.</td> <td style="text-align: center;">BT</td> <td style="text-align: center;">3</td> <td style="text-align: center;">3</td> <td style="text-align: center;">100.00%</td> </tr> <tr> <td style="text-align: center;">3.</td> <td style="text-align: center;">PSE</td> <td style="text-align: center;">2</td> <td style="text-align: center;">2</td> <td style="text-align: center;">100.00%</td> </tr> <tr> <td style="text-align: center;">4.</td> <td style="text-align: center;">SE</td> <td style="text-align: center;">1</td> <td style="text-align: center;">1</td> <td style="text-align: center;">100.00%</td> </tr> <tr> <td colspan="2" style="text-align: center;">Total</td> <td style="text-align: center;">7</td> <td style="text-align: center;">7</td> <td style="text-align: center;">100.00%</td> </tr> </tbody> </table>	S.NO.	Dept.	No. of students Appeared	No. of students passed	Pass%	1.	C&N	1	1	100.00%	2.	BT	3	3	100.00%	3.	PSE	2	2	100.00%	4.	SE	1	1	100.00%	Total		7	7	100.00%						
S.NO.	Dept.	No. of students Appeared	No. of students passed	Pass%																																		
1.	C&N	1	1	100.00%																																		
2.	BT	3	3	100.00%																																		
3.	PSE	2	2	100.00%																																		
4.	SE	1	1	100.00%																																		
Total		7	7	100.00%																																		
5.	The Revaluation and Review results of Semester End Examination (SEE) conducted in Physical Mode Shown in 8 th RPBM were presented to the committee in detail.	Revaluation <table border="1" style="width: 100%; border-collapse: collapse; margin-top: 10px;"> <thead> <tr> <th>S.No.</th> <th>Year (UG)</th> <th>Regulations</th> <th>No. of students Appeared</th> <th>No. of students passed</th> <th>Pass %</th> </tr> </thead> <tbody> <tr> <td style="text-align: center;">1.</td> <td style="text-align: center;">IV</td> <td style="text-align: center;">R2020</td> <td style="text-align: center;">24</td> <td style="text-align: center;">18</td> <td style="text-align: center;">75.00%</td> </tr> <tr> <td style="text-align: center;">2.</td> <td style="text-align: center;">III</td> <td style="text-align: center;">R2021</td> <td style="text-align: center;">27</td> <td style="text-align: center;">11</td> <td style="text-align: center;">40.74%</td> </tr> <tr> <td style="text-align: center;">3.</td> <td style="text-align: center;">II</td> <td style="text-align: center;">R2021</td> <td style="text-align: center;">74</td> <td style="text-align: center;">19</td> <td style="text-align: center;">25.68%</td> </tr> <tr> <td style="text-align: center;">4.</td> <td style="text-align: center;">I</td> <td style="text-align: center;">R2021</td> <td style="text-align: center;">61</td> <td style="text-align: center;">9</td> <td style="text-align: center;">14.75%</td> </tr> <tr> <td colspan="3" style="text-align: center;">Total</td> <td style="text-align: center;">186</td> <td style="text-align: center;">57</td> <td style="text-align: center;">30.65%</td> </tr> </tbody> </table> <p style="margin-top: 5px;">No students applied for the review Challenge.</p>	S.No.	Year (UG)	Regulations	No. of students Appeared	No. of students passed	Pass %	1.	IV	R2020	24	18	75.00%	2.	III	R2021	27	11	40.74%	3.	II	R2021	74	19	25.68%	4.	I	R2021	61	9	14.75%	Total			186	57	30.65%
S.No.	Year (UG)	Regulations	No. of students Appeared	No. of students passed	Pass %																																	
1.	IV	R2020	24	18	75.00%																																	
2.	III	R2021	27	11	40.74%																																	
3.	II	R2021	74	19	25.68%																																	
4.	I	R2021	61	9	14.75%																																	
Total			186	57	30.65%																																	
6.	The results of Online Examinations (NPTEL) for II Year PG (R2020) (M.E./M.Tech.) were presented to the committee in detail.	NPTEL (NPTEL/SWAYAM) <table border="1" style="width: 100%; border-collapse: collapse; margin-top: 10px;"> <thead> <tr> <th>Programme</th> <th>Regulations</th> <th>No. of Students Registered</th> <th>Cleared the Exam</th> <th>Pass %</th> </tr> </thead> <tbody> <tr> <td style="text-align: center;">C&N</td> <td style="text-align: center;">R2020</td> <td style="text-align: center;">1</td> <td style="text-align: center;">1</td> <td style="text-align: center;">100.00%</td> </tr> <tr> <td style="text-align: center;">BT</td> <td style="text-align: center;">R2020</td> <td style="text-align: center;">3</td> <td style="text-align: center;">3</td> <td style="text-align: center;">100.00%</td> </tr> <tr> <td style="text-align: center;">PSE</td> <td style="text-align: center;">R2020</td> <td style="text-align: center;">2</td> <td style="text-align: center;">2</td> <td style="text-align: center;">100.00%</td> </tr> <tr> <td style="text-align: center;">SE</td> <td style="text-align: center;">R2020</td> <td style="text-align: center;">1</td> <td style="text-align: center;">1</td> <td style="text-align: center;">100.00%</td> </tr> <tr> <td colspan="2" style="text-align: center;">Total</td> <td style="text-align: center;">7</td> <td style="text-align: center;">7</td> <td style="text-align: center;">100.00%</td> </tr> </tbody> </table>	Programme	Regulations	No. of Students Registered	Cleared the Exam	Pass %	C&N	R2020	1	1	100.00%	BT	R2020	3	3	100.00%	PSE	R2020	2	2	100.00%	SE	R2020	1	1	100.00%	Total		7	7	100.00%						
Programme	Regulations	No. of Students Registered	Cleared the Exam	Pass %																																		
C&N	R2020	1	1	100.00%																																		
BT	R2020	3	3	100.00%																																		
PSE	R2020	2	2	100.00%																																		
SE	R2020	1	1	100.00%																																		
Total		7	7	100.00%																																		


CONTROLLER OF EXAMINATIONS


PRINCIPAL


Dr. S. SWAMYNATHAN

The results were reviewed and as per Anna University norms, the committee recommends to proceed and publish the Results.

Dean (Academic Courses) <i>A.S. Sar</i>	HoD-CIVIL <i>N. Jayaram</i>	HoD-MECH <i>J. Jayaram</i>	HoD-Maths <i>A. Maheswari</i>
Dean (Research) <i>D. Poincaré</i>	HoD-GSE <i>J. Jayaram</i>	HoD-MTRE <i>K. S. S.</i>	HoD-Physics <i>A. Maheswari</i>
Deputy CoE <i>S. Ganesan</i>	HoD-ECE <i>A.S. Sar</i>	HoD-PT <i>S. Ganesan</i>	HoD-Chemistry <i>P. Dharmalingam</i>
Add. Deputy CoE <i>O. S.</i>	HoD-EIE&EEE <i>D. Poincaré</i>	First Year Coordinator <i>K. S. S.</i>	Coordinator-IQAC <i>G. P. S.</i>
HoD-BT <i>P. S. S.</i>	HoD-IT <i>A. Vasanthakumari</i>	HoD-English <i>A. Vasanthakumari</i>	

S. Ganesan
CONTROLLER OF EXAMINATIONS

S. Ganesan
PRINCIPAL

Dr. S. Swamynathan
22/05/2024
Dr.S.SWAMYNATHAN