



(An Autonomous Institution - AFFILIATED TO ANNA UNIVERSITY, CHENNAI)

S.P.G.Chidambara Nadar - C.Nagammal Campus

S.P.G.C. Nagar, K.Vellakulam – 625 701 (Near VIRUDHUNAGAR).



NAAC – CRITERION 2

TEACHING – LEARNING & EVALUATION

2.7.1 Student Satisfaction Survey

[Proof]

INDEX

S.No	Items	Page Number
1.	NAAC Student Satisfaction Survey Questions	3
2.	Student Satisfaction Survey – Summary Analysis	9
3.	Student Satisfaction Survey – Excel Sheet Link	17
4.	Student Satisfaction Survey – Report	18
5.	Student Satisfaction Survey – Analysis	19
6.	Sample - Student Satisfaction Survey Students Response	25

National Assessment and Accreditation Council (NAAC)
Student Satisfaction Survey
Key Indicator - 2.7.1
Under Criterion II of Teaching – Learning and Evaluation

Guidelines for Students

NAAC (National Assessment and accreditation council) is conducting a Student Satisfaction Survey regarding Teaching – Learning and Evaluation, which will help to upgrade the quality in higher education. A student will have to respond to all the questions given in the following format with her/his sincere effort and thought. Her/his identity will not be revealed.

A) Please confirm this is the first and only time you answer this survey.

a) Yes ☐ b) No ☐

B) Age: C) College Name:

D) Gender: a) Female ☐ b) Male ☐ c) Transgender ☐

E) What degree program are you pursuing now?

a) Bachelor's ☐ b) Master's ☐ c) MPhil ☐
d) Doctorate ☐ e) Other ()

F) What subject area are you currently pursuing?

a) Arts ☐ b) Commerce ☐ c) Science ☐
d) Professional ☐ e) Other: ()

Instructions to fill the questionnaire

- All questions should be compulsorily attempted.
- Each question has five responses, choose the most appropriate one.
- The response to the qualitative question no. 21 is student's opportunity to give suggestions or improvements; she/he can also mention weaknesses of the institute here. (Kindly restrict your response to teaching learning process only)

Criterion II – Teaching–Learning and Evaluation

Student Satisfaction Survey on Teaching Learning Process

Following are questions for online student satisfaction survey regarding teaching learning process.

1. How much of the syllabus was covered in the class?
 - 4 – 85 to 100%
 - 3 – 70 to 84%
 - 2 – 55 to 69%
 - 1– 30 to 54%
 - 0 –Below 30%

2. How well did the teachers prepare for the classes?
 - 4 –Thoroughly
 - 3 – Satisfactorily
 - 2 – Poorly
 - 1 – Indifferently
 - 0 – Won't teach at all

3. How well were the teachers able to communicate?
 - 4 – Always effective
 - 3 – Sometimes effective
 - 2 – Just satisfactorily
 - 1– Generally ineffective
 - 0– Very poor communication

4. The teacher's approach to teaching can best be described as
 - 4– Excellent
 - 3 – Very good
 - 2 – Good
 - 1 – Fair
 - 0– Poor

5. Fairness of the internal evaluation process by the teachers.

- 4 – Always fair
- 3 – Usually fair
- 2 – Sometimes unfair
- 1 – Usually unfair
- 0– Unfair

6. Was your performance in assignments discussed with you?

- 4 – Every time
- 3 – Usually
- 2 – Occasionally/Sometimes
- 1 – Rarely
- 0– Never

7. The institute takes active interest in promoting internship, student exchange, field visit opportunities for students.

- 4 – Regularly
- 3 – Often
- 2 – Sometimes
- 1 – Rarely
- 0– Never

8. The teaching and mentoring process in your institution facilitates you in cognitive, social and emotional growth.

- 4 – Significantly
- 3 – Very well
- 2 – Moderately
- 1 – Marginally
- 0– Not at all

9. The institution provides multiple opportunities to learn and grow.

- 4 – Strongly agree
- 3 – Agree
- 2 – Neutral
- 1 – Disagree
- 0– Strongly disagree

10. Teachers inform you about your expected competencies, course outcomes and programme outcomes.

- 4 – Every time
- 3 – Usually
- 2 – Occasionally/Sometimes
- 1 – Rarely
- 0 – Never

11. Your mentor does a necessary follow-up with an assigned task to you.

- 4 – Every time
- 3 – Usually
- 2 – Occasionally/Sometimes
- 1 – Rarely
- 0 – I don't have a mentor

12. The teachers illustrate the concepts through examples and applications.

- 4 – Every time
- 3 – Usually
- 2 – Occasionally/Sometimes
- 1 – Rarely
- 0 – Never

13. The teachers identify your strengths and encourage you with providing right level of challenges.

- 4 – Fully
- 3 – Reasonably
- 2 – Partially
- 1 – Slightly
- 0 – Unable to

14. Teachers are able to identify your weaknesses and help you to overcome them.

- 4 – Every time
- 3 – Usually
- 2 – Occasionally/Sometimes
- 1 – Rarely
- 0 – Never

15. The institution makes effort to engage students in the monitoring, review and continuous quality improvement of the teaching learning process.

- 4 – Strongly agree
- 3 – Agree
- 2 – Neutral
- 1 – Disagree
- 0 – Strongly disagree

16. The institute/ teachers use student centric methods, such as experiential learning, participative learning and problem solving methodologies for enhancing learning experiences.

- 4 – To a great extent
- 3 – Moderate
- 2 – Some what
- 1 – Very little
- 0 – Not at all

17. Teachers encourage you to participate in extracurricular activities.

- 4 – Strongly agree
- 3 – Agree
- 2 – Neutral
- 1 – Disagree
- 0 – Strongly disagree

18. Efforts are made by the institute/ teachers to inculcate soft skills, life skills and employability skills to make you ready for the world of work.

- 4 – To a great extent
- 3 – Moderate
- 2 – Some what
- 1 – Very little
- 0 – Not at all

19. What percentage of teachers use ICT tools such as LCD projector, Multimedia, etc. while teaching.

- 4 – Above 90%
- 3 – 70 – 89%
- 2 – 50 – 69%
- 1 – 30 – 49%
- 0 – Below 29%

20. The overall quality of teaching-learning process in your institute is very good

4 –Strongly agree

3 – Agree

2 – Neutral

1 – Disagree

0 – Strongly disagree

21. Give three observation / suggestions to improve the overall teaching – learning experience in your institution.

a)

b)

c)

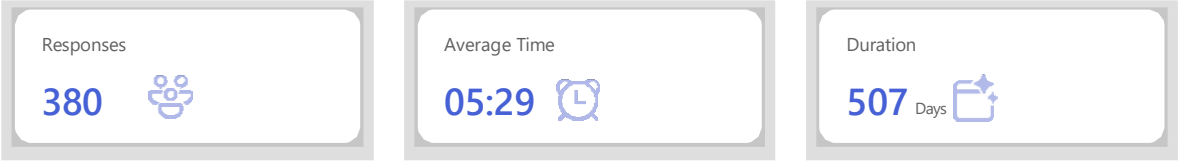

Feedback In-charge


IQAC Coordinator
Dr.K.GEETHA, M.Sc.,Ph.D.,
Coordinator
Internal Quality Assurance Cell
KAMARAJ College of Engineering and Technology
(Autonomous)
S.P.G.Chidambara Nadar - C.Nagammai Campus,
S.P.G.C. Nagar,
VIRUDHUNAGAR.

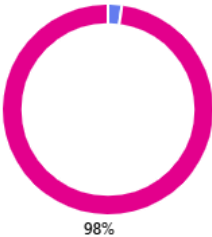
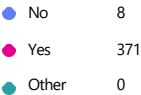
Student Satisfaction Survey 2023 - 2024

Responses Overview

Active



1. Please confirm this is the first and only time you answer this survey.



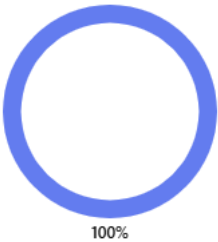
2. Age



209 respondents (55%) answered 21 for this question.

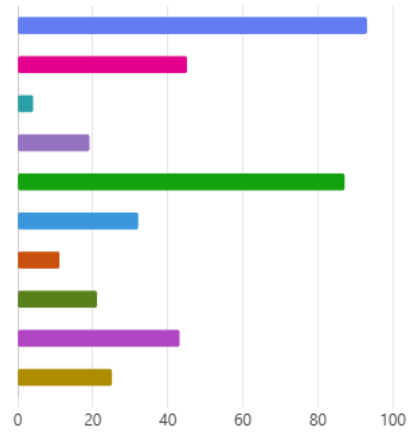


3. College Name



4. Department

● CSE	93
● ECE	45
● EIE	4
● EEE	19
● Information Technology	87
● Bio Technology	32
● Mechanical Engineering	11
● Mechatronics Engineering	21
● AI & DS	43
● Civil Engineering	25



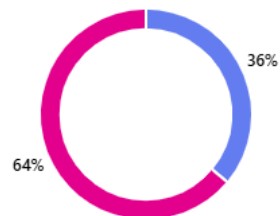
5. Year

● II Year	0
● III Year	1
● IV Year	371
● Others	8




6. Gender

● Female	137
● Male	243
● Transgender	0



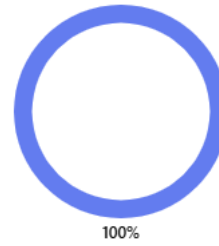
7. What degree program are you pursuing now?

● Bachelor's	379
● Master's	1
● PhD	0
● Others	0



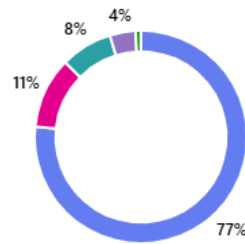
8. What subject area are you currently pursuing? (Choose Professional for Engineering)

Professional 380



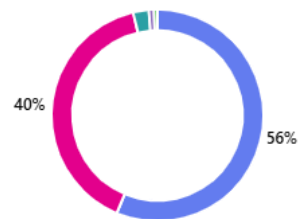
9. How much of the syllabus was covered in the class?

4 – 85 to 100% 291
 3 – 70 to 84% 41
 2 – 55 to 69% 30
 1 – 30 to 54% 15
 0 – Below 30% 3



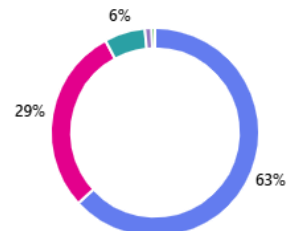
10. How well did the teachers prepare for the classes?

4 – Thoroughly 214
 3 – Satisfactorily 152
 2 – Poorly 9
 1 – Indifferently 3
 0 – Won't teach at all 2



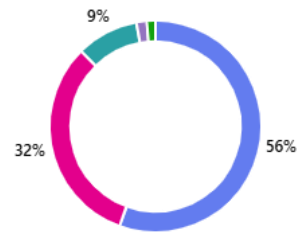
11. How well were the teachers able to communicate?

4 – Always effective 240
 3 – Sometimes effective 110
 2 – Just satisfactorily 24
 1 – Generally ineffective 4
 0 – Very poor communication 2



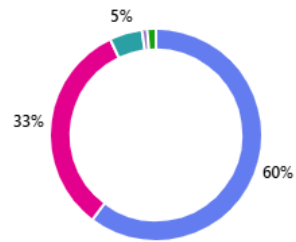
12. The teacher's approach to teaching can best be described as

4 – Excellent	211
3 – Very good	122
2 – Good	36
1 – Fair	6
0 – Poor	5



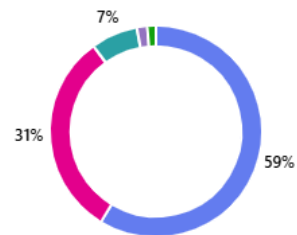
13. Fairness of the internal evaluation process by the teachers

4 – Always fair	229
3 – Usually fair	124
2 – Sometimes unfair	19
1 – Usually unfair	3
0 – Unfair	5



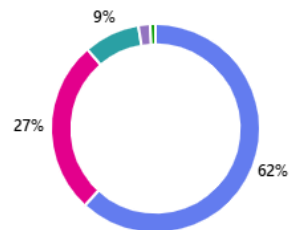
14. Was your performance in assignments discussed with you?

4 – Every time	223
3 – Usually	119
2 – Occasionally/Sometimes	27
1 – Rarely	6
0 – Never	5



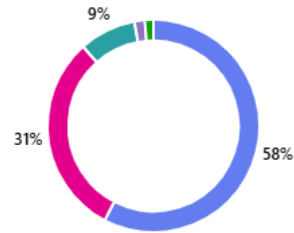
15. The institute takes active interest in promoting internship, student exchange, field visit opportunities for students

4 – Regularly	235
3 – Often	102
2 – Sometimes	33
1 – Rarely	7
0 – Never	3



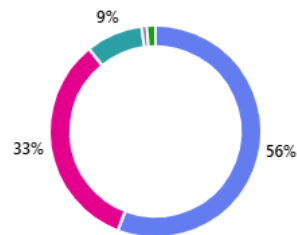
16. The teaching and mentoring process in your institution facilitates you in cognitive, social and emotional growth.

4 – Significantly	219
3 – Very well	117
2 – Moderately	33
1 – Marginally	6
0 – Not at all	5



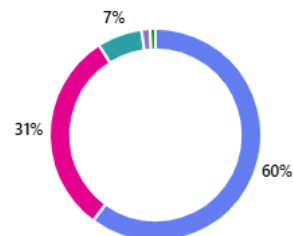
17. The institution provides multiple opportunities to learn and grow.

4 – Strongly agree	212
3 – Agree	127
2 – Neutral	33
1 – Disagree	3
0 – Strongly disagree	5



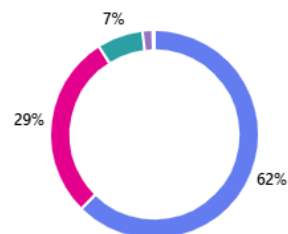
18. Teachers inform you about your expected competencies, course outcomes and programme outcomes.

4 – Every time	228
3 – Usually	118
2 – Occasionally/Sometimes	26
1 – Rarely	5
0 – Never	3



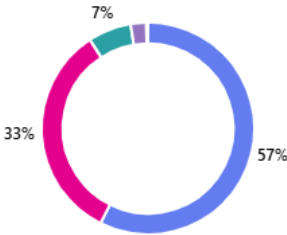
19. Your mentor does a necessary follow-up with an assigned task to you.

4 – Every time	237
3 – Usually	109
2 – Occasionally/Sometimes	27
1 – Rarely	6
0 – I don't have a mentor	1



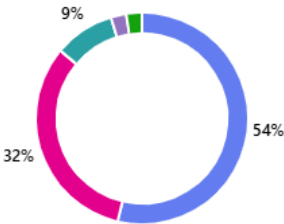
20. The teachers illustrate the concepts through examples and applications.

4 – Every time	218
3 – Usually	127
2 – Occasionally/Sometimes	25
1 – Rarely	9
0 – Never	1



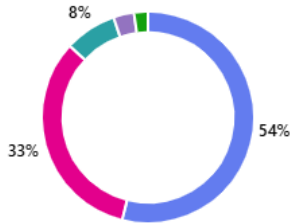
21. The teachers identify your strengths and encourage you with providing right level of challenges.

4 – Fully	204
3 – Reasonably	123
2 – Partially	35
1 – Slightly	9
0– Unable to	9



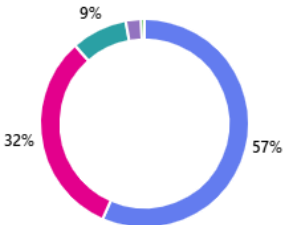
22. Teachers are able to identify your weaknesses and help you to overcome them.

4 – Every time	205
3 – Usually	125
2 – Occasionally/Sometimes	30
1 – Rarely	12
0 – Never	8



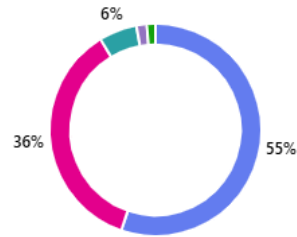
23. The institution makes effort to engage students in the monitoring, review and continuous quality improvement of the teaching learning process.

4 – Strongly agree	215
3 – Agree	121
2 – Neutral	33
1 – Disagree	9
0 – Strongly disagree	2



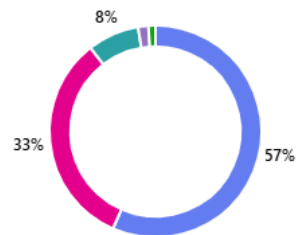
24. The institute/ teachers use student centric methods, such as experiential learning, participative learning and problem solving methodologies for enhancing learning experiences.

4 – To a great extent	210
3 – Moderate	137
2 – Some what	22
1 – Very little	6
0 – Not at all	5



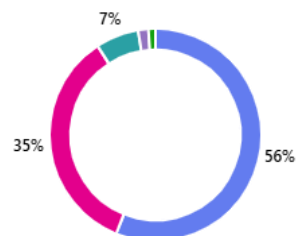
25. Teachers encourage you to participate in extracurricular activities.

4 – Strongly agree	215
3 – Agree	125
2 – Neutral	30
1 – Disagree	6
0 – Strongly disagree	4



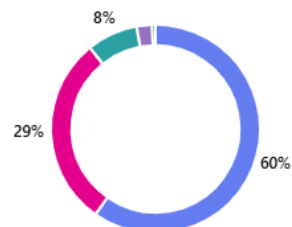
26. Efforts are made by the institute/ teachers to inculcate soft skills, life skills and employability skills to make you ready for the world of work.

4 – To a great extent	213
3 – Moderate	132
2 – Some what	25
1 – Very little	6
0 – Not at all	4



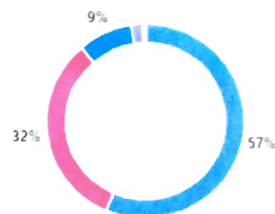
27. What percentage of teachers use ICT tools such as LCD projector, Multimedia, etc. while teaching.

4 – Above 90%	227
3 – 70 – 89%	112
2 – 50 – 69%	30
1 – 30 – 49%	9
0 – Below 29%	2



28. The overall quality of teaching-learning process in your institute is very good

4 - Strongly agree	215
3 - Agree	122
2 - Neutral	34
1 - Disagree	7
0 - Strongly disagree	2



29. Give three observation / suggestions to improve the overall teaching – learning experience in your institution.

350
Responses

Latest Responses

"1) Practical current trend subject is being taught . 2) Hands-on laboratory facilities..."
 "Teaching is good. Not all but some staffs has the mentality of seeing partiality am..."
 "Nothing"
 ...

69 respondents (18%) answered Good for this question.

Update

Good teaching, students and teachers, students knowledge, feedback from both students, technology, students who done all works, Teaching is very good, students who need, student seminars, interaction between students, students and faculty, practical learning, labs, method was good, student engagement, friendly to students, Real time, Good, Teaching, students

B. S. S. S.
Feedback In-charge

K. Geetha
IQAC Coordinator

Dr.K.GEETHA, M.Sc.,Ph.D.,
 Coordinator
 Internal Quality Assurance Cell
 KAMARAJ College of Engineering and Technology
 (Autonomous)
 S.P.G.Chidambara Nadar - C.Nagammal Campus,
 S.P.G.C. Nagar,
 VIRUDHUNAGAR.

R. S. S. S.
Dean Academics

Dr. R. SURESH BASU, M.E.,M.B.A.,Ph.D.,
 Professor & Dean (Academic Courses)
 KAMARAJ College of Engineering and Technology
 (Autonomous)
 S.P.G. Chidambara Nadar - C. Nagammal Campus,
 S.P.G.C. Nagar, K. Vellakulam - 625 701
 (Near VIRUDHUNAGAR).

S. Senthil
Principal

Dr. S. SENTHIL, M.E.,Ph.D.,
 PRINCIPAL
 KAMARAJ College of Engineering and Technology
 (Autonomous)
 S.P.G. Chidambara Nadar - C. Nagammal Campus,
 S.P.G.C. Nagar, K. Vellakulam - 625 701
 (Near VIRUDHUNAGAR)



(An Autonomous Institution - AFFILIATED TO ANNA UNIVERSITY, CHENNAI)

S.P.G.Chidambara Nadar - C.Nagammal Campus

S.P.G.C. Nagar, K.Vellakulam – 625 701 (Near **VIRUDHUNAGAR**).

Student Satisfaction Survey

Students response

https://www.kamarajengg.edu.in/NAAC22/AQAR3/cr2/2.7.1_Proof.xlsx



(An Autonomous Institution - AFFILIATED TO ANNA UNIVERSITY, CHENNAI)

S.P.G.Chidambara Nadar - C.Nagammal Campus

S.P.G.C. Nagar, K.Vellakulam – 625 701 (Near VIRUDHUNAGAR).

Report on Student Satisfaction Survey

Student satisfaction Survey as started by NAAC was collected from all the students of our institution. Out of 448 students 380 responses were received. The student's Satisfaction Survey feedback is helpful in determining the institution's teaching and learning process. Based on the findings, it is identified that the faculty members positively associate with their students. Most students felt that the teachers covered the subject in the allocates time because they prepares ahead of time. In addition, affective teaching methods and the use of modern tools and more illustration of concepts and offers them many opportunities to learn and improve.

Most of our college students agreed that out college encourages them to participate in internship and field visit. Student status that faculty members are unbiased then grading the answer scripts. As seen by the analysis, mentors frequently monitor their mentees. The majority of students agrees that the institution's teaching and monitoring process assist them in improving their cognitive, social and emotional skills. Students are satisfied with the excellent teaching and the learning opportunities provided by our college.

Feedback In-charge

IQAC Coordinator

Dr.K.GEETHA, M.Sc.,Ph.D.,
Coordinator
Internal Quality Assurance Cell
KAMARAJ College of Engineering and Technology
(Autonomous)
S.P.G.Chidambara Nadar - C.Nagammal Campus
S.P.G.C. Nagar,
VIRUDHUNAGAR.



(An Autonomous Institution - AFFILIATED TO ANNA UNIVERSITY, CHENNAI)

S.P.G.Chidambara Nadar - C.Nagammai Campus

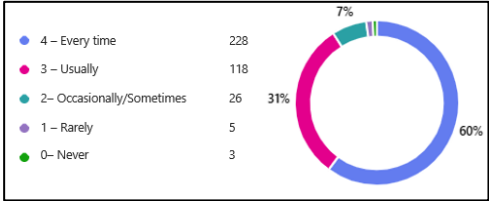
S.P.G.C. Nagar, K.Vellakulam – 625 701 (Near VIRUDHUNAGAR).

NAAC Criteria 2.7.1

Student Satisfaction Survey Analysis

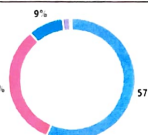
S.No	Questions	Responses	Inferences	Action Taken
1.	How much of the syllabus was covered in the class?	<div><div><div>4 – 85 to 100%291</div><div>3 – 70 to 84%41</div><div>2 – 55 to 69%30</div><div>1– 30 to 54%15</div><div>0 –Below 30%3</div></div><div></div></div>	About 77% of the students stated that 85 to 100% of the syllabus was covered during the class.	Certain topics from the syllabus will be addressed through assignments, seminars, Self-learning, etc.,
2.	How well did the teachers prepare for the classes?	<div><div><div>4 –Thoroughly214</div><div>3 – Satisfactorily152</div><div>2 – Poorly9</div><div>1 – Indifferently3</div><div>0 – Won't teach at all2</div></div><div></div></div>	About 5 out of 9 students mentioned that the teachers had prepared well for the class	This shows our faculty member's dedication to the profession
3.	How well were the teachers able to communicate?	<div><div><div>4 – Always effective240</div><div>3 – Sometimes effective110</div><div>2 – Just satisfactorily24</div><div>1– Generally ineffective4</div><div>0– Very poor communication2</div></div><div></div></div>	About Two-thirds of the students stated that the teachers are effective communicators.	All teachers BEC- Vantaye certified. Toast master's club training was also given to faculty member.

4.	The teacher's approach to teaching can best be described as	<div><div><div>4- Excellent211</div><div>3 - Very good122</div><div>2 - Good36</div><div>1 - Fair6</div><div>0- Poor5</div></div><div><div></div><div></div><div></div><div></div><div></div></div><div>56%32%9%</div></div>	About 5 out of 9 students stated that the teacher's method of instruction is the best	Teaching methodology of faculty members are promoted by make them attend training on ICT tools usage.
5.	Fairness of the internal evaluation process by the teachers.	<div><div><div>4 - Always fair229</div><div>3 - Usually fair124</div><div>2 - Sometimes unfair19</div><div>1 - Usually unfair3</div><div>0- Unfair5</div></div><div><div></div><div></div><div></div><div></div><div></div></div><div>60%33%5%</div></div>	About 60% of the students said that teachers' evaluation process was fair.	Our institute has Audit committee members to Evaluate the internal evaluation process
6.	Was your performance in assignments discussed with you?	<div><div><div>4 - Every time223</div><div>3 - Usually119</div><div>2 - Occasionally/Sometimes27</div><div>1 - Rarely6</div><div>0- Never5</div></div><div><div></div><div></div><div></div><div></div><div></div></div><div>59%31%7%</div></div>	Nearly 6 out of 10 students stated that their performance in assignments was discussed.	This shows all our faculty members follow better teaching learning methods
7.	The institute takes active interest in promoting internship, student exchange, field visit opportunities for students.	<div><div><div>4 - Regularly235</div><div>3 - Often102</div><div>2 - Sometimes33</div><div>1 - Rarely7</div><div>0- Never3</div></div><div><div></div><div></div><div></div><div></div><div></div></div><div>62%27%9%</div></div>	More than half of the students stated that institute has active interest in Industry Institute Interaction.	Our Institute gives On-duty for Internship students and supports them with e-learning methods. Every year we arrange Industrial visit for 1 to 3 days for all students.
8.	The teaching and mentoring process in your institution facilitates you in cognitive, social and emotional growth.	<div><div><div>4 - Significantly219</div><div>3 - Very well117</div><div>2 - Moderately33</div><div>1 - Marginally6</div><div>0- Not at all5</div></div><div><div></div><div></div><div></div><div></div><div></div></div><div>58%31%9%</div></div>	About 3 out of 5 students said that the institution helps them develop socially, cognitively, and emotionally.	The Mentors were allotted for students to monitor and motivate them to participate in various competitions, Club activities for improving their cognitive & Social skills.

9.	The institution provides multiple opportunities to learn and grow.	<table><tr><td>4 – Strongly agree</td><td>212</td></tr><tr><td>3 – Agree</td><td>127</td></tr><tr><td>2 – Neutral</td><td>33</td></tr><tr><td>1 – Disagree</td><td>3</td></tr><tr><td>0 – Strongly disagree</td><td>5</td></tr></table> 	4 – Strongly agree	212	3 – Agree	127	2 – Neutral	33	1 – Disagree	3	0 – Strongly disagree	5	About 5 out of 9 students mentioned that the institution offers lots of chances to learn and develop.	Opportunities like Value added courses, Fast track scheme, Honour/ Minor degree for Advanced Learners. Coaching class, peer learning strategies were followed to uplift slow learners. Institution supports the students to participate in various competitions, Placement, Professional/ Societal activities and also offers foreign language courses also.
4 – Strongly agree	212													
3 – Agree	127													
2 – Neutral	33													
1 – Disagree	3													
0 – Strongly disagree	5													
10.	Teachers inform you about your expected competencies, course outcomes and programme outcomes	<table><tr><td>4 – Every time</td><td>228</td></tr><tr><td>3 – Usually</td><td>118</td></tr><tr><td>2 – Occasionally/Sometimes</td><td>26</td></tr><tr><td>1 – Rarely</td><td>5</td></tr><tr><td>0 – Never</td><td>3</td></tr></table> 	4 – Every time	228	3 – Usually	118	2 – Occasionally/Sometimes	26	1 – Rarely	5	0 – Never	3	About 60% of the students reported that teachers had discussed about COs, POs and Competencies with them.	Every semester, a First Day Orientation programme and a course introduction hour were set aside to educate about COs and POs. Additionally, the lab manual and course plan includes COs and POs.
4 – Every time	228													
3 – Usually	118													
2 – Occasionally/Sometimes	26													
1 – Rarely	5													
0 – Never	3													
11.	Your mentor does a necessary follow-up with an assigned task to you.	<table><tr><td>4 – Every time</td><td>237</td></tr><tr><td>3 – Usually</td><td>109</td></tr><tr><td>2 – Occasionally/Sometimes</td><td>27</td></tr><tr><td>1 – Rarely</td><td>6</td></tr><tr><td>0 – I don't have a mentor</td><td>1</td></tr></table> 	4 – Every time	237	3 – Usually	109	2 – Occasionally/Sometimes	27	1 – Rarely	6	0 – I don't have a mentor	1	About 3 out of 5 students mentioned that mentors held regular meetings and took follow-up measures.	Our institute follows a mentor-mentee ratio of 1:15. Student monitoring is done on a regular basis, and in their timetable one hour was allotted for counselling. Mentors help their mentees in their academic, extracurricular, and employment aspirations by following them.
4 – Every time	237													
3 – Usually	109													
2 – Occasionally/Sometimes	27													
1 – Rarely	6													
0 – I don't have a mentor	1													

12.	The teachers illustrate the concepts through examples and applications.	<div><div><div>4 – Every time</div><div>218</div></div><div><div>3 – Usually</div><div>127</div></div><div><div>2 – Occasionally/Sometimes</div><div>25</div></div><div><div>1 – Rarely</div><div>9</div></div><div><div>0 – Never</div><div>1</div></div></div> <div><div><div></div><div>33%</div></div><div><div></div><div>57%</div></div><div><div></div><div>7%</div></div></div>	About 3 out of 5 students stated that teachers used examples and applications to illustrate the topics.	The teachers are using ICT tools, models, videos and simulation for explaining examples and conducts demo for better understanding wherever necessary.
13.	The teachers identify your strengths and encourage you with providing right level of challenges.	<div><div><div>4 – Fully</div><div>204</div></div><div><div>3 – Reasonably</div><div>123</div></div><div><div>2 – Partially</div><div>35</div></div><div><div>1 – Slightly</div><div>9</div></div><div><div>0– Unable to</div><div>9</div></div></div> <div><div><div></div><div>32%</div></div><div><div></div><div>54%</div></div><div><div></div><div>9%</div></div></div>	More than half of the students said that teachers recognised their skills and encouraged them by presenting the appropriate degree of challenges.	The teacher recognizes the strength of the students and assigned to the project like Smart India Hackathon, MAMS, Naan Mudhalvan project competition etc.
14.	Teachers are able to identify your weaknesses and help you to overcome them.	<div><div><div>4 – Every time</div><div>205</div></div><div><div>3 – Usually</div><div>125</div></div><div><div>2 – Occasionally/Sometimes</div><div>30</div></div><div><div>1 – Rarely</div><div>12</div></div><div><div>0 – Never</div><div>8</div></div></div> <div><div><div></div><div>33%</div></div><div><div></div><div>54%</div></div><div><div></div><div>8%</div></div></div>	More than half of the students said that their teachers were able to recognise their deficiencies and assist them in overcoming them.	Teacher identifies the students weakness by their behavioural action in the class and test the performance, then help them by giving proper counselling/coaching/practising
15.	The institution makes effort to engage students in the monitoring, review and continuous quality improvement of the teaching learning process.	<div><div><div>4 – Strongly agree</div><div>215</div></div><div><div>3 – Agree</div><div>121</div></div><div><div>2 – Neutral</div><div>33</div></div><div><div>1 – Disagree</div><div>9</div></div><div><div>0 – Strongly disagree</div><div>2</div></div></div> <div><div><div></div><div>32%</div></div><div><div></div><div>57%</div></div><div><div></div><div>9%</div></div></div>	About 3 out of 5 students mentioned that the institution made an effort to involve students in the monitoring, review, and ongoing quality improvement of the teaching and learning process	The Institute conducts 3 Continuous Internal Assessments, Review for Mini Project, IV-year Project work periodically for monitoring the improvement of students learning process. Once a year, the institute has a Performance Analysis Committee Meeting to review and update the goals for academic and extracurricular activities.

16.	The institute/ teachers use student centric methods, such as experiential learning, participative learning and problem solving methodologies for enhancing learning experiences.	<div><div><div>4 – To a great extent210</div><div>3 – Moderate137</div><div>2 – Some what22</div><div>1 – Very little6</div><div>0 – Not at all5</div></div><div><div></div><div>36%</div><div>55%</div><div>6%</div></div></div>	More than half of the students stated that teachers use student-centric techniques to improve learning experiences, such as experiential learning, participatory learning, and problem-solving strategies.	Many Teachers follow experiential learning, participative learning and problem solving methodologies for enhancing learning experiences from the first year itself.
17.	Teachers encourage you to participate in extracurricular activities.	<div><div><div>4 – Strongly agree215</div><div>3 – Agree125</div><div>2 – Neutral30</div><div>1 – Disagree6</div><div>0 – Strongly disagree4</div></div><div><div></div><div>33%</div><div>57%</div><div>8%</div></div></div>	About 3 out of 5 students mentioned that the teachers encourage their students to participate in extracurricular activities.	Teachers generally urge students to take part in extracurricular activities. There are 11 clubs available at the institute. In practise Club hours, Physical education hour were allotted for our students.
18.	Efforts are made by the institute/ teachers to inculcate soft skills, life skills and employability skills to make you ready for the world of work.	<div><div><div>4 – To a great extent213</div><div>3 – Moderate132</div><div>2 – Some what25</div><div>1 – Very little6</div><div>0 – Not at all4</div></div><div><div></div><div>35%</div><div>56%</div><div>7%</div></div></div>	About 5 out of 9 students stated that the institute/ teachers make an effort to teach soft skills, life skills, and employability skills to prepare them for the workplace.	Many soft skills, life skills and employability skills programmes were conducted for I, II, III and IV year regularly by Placement training cell.
19.	What percentage of teachers use ICT tools such as LCD projector, Multimedia, etc. while teaching.	<div><div><div>4 – Above 90%227</div><div>3 – 70 – 89%112</div><div>2 – 50 – 69%30</div><div>1 – 30 – 49%9</div><div>0 – Below 29%2</div></div><div><div></div><div>29%</div><div>60%</div><div>8%</div></div></div>	About 60% of the students said that above 90% of teachers currently use ICT technologies like LCD projectors, multimedia, etc. when teaching.	Most of the classrooms are equipped with LCD Projector, Wi-Fi facility. All the teachers were trained to use ICT tools and they are practising it for their teaching.

20.	The overall quality of teaching-learning process in your institute is very good.	<div><div><div>4 - Strongly agree</div><div>3 - Agree</div><div>2 - Neutral</div><div>1 - Disagree</div><div>0 - Strongly disagree</div></div><div><div>215</div><div>122</div><div>34</div><div>7</div><div>2</div></div></div> <div></div>	<p>About 57% of the students agreed that the institute's overall teaching-learning process is of a very high calibre.</p> <p>The institution conducts mid sem feedback and end sem feedback to the students regarding the continuous quality improvement of the teaching learning process.</p>
-----	--	---	---

B. Senthil
Feedback In-charge

K. Geetha
IQAC Coordinator
Dr.K.GEETHA, M.Sc.,Ph.D.,
 Coordinator
 Internal Quality Assurance Cell
 KAMARAJ College of Engineering and Technology
 (Autonomous)
 S.P.G.Chidambara Nadar - C.Nagamal Campus,
 S.P.G.C. Nagar,
 VIRUDHUNAGAR.

A.J. Suresh Babu
Dean Academics
Dr. R. SURESH BABU, M.E.,M.B.A.,Ph.D.,
 Professor & Dean (Academic Courses)
 KAMARAJ College of Engineering and Technology
 (Autonomous)
 S.P.G. Chidambara Nadar - C. Nagamall Campus,
 S.P.G.C. Nagar, K. Vallakulam - 625 701
 (Near VIRUDHUNAGAR).

S. Senthil
Principal
Dr. S. SENTHIL, M.E.,Ph.D.,
 PRINCIPAL
 KAMARAJ College of Engineering and Technology
 (Autonomous)
 S.P.G. Chidambara Nadar - C. Nagamall Campus,
 S.P.G.C. Nagar, K. Vallakulam - 625 701
 (Near VIRUDHUNAGAR)

[View results](#)

Respondent

121

YUVA SIVASAKTHI.G(AD)

01:48

Time to complete

1. Please confirm this is the first and only time you answer this survey.

☐ No☒ Yes☐ Other

2. Age *

21

3. College Name *

☒ Kamaraj College of Engineering and Technology

4. Department *

☐ CSE☐ ECE☐ EIE☐ EEE☐ Information Technology☐ Bio Technology☐ Mechanical Engineering☐ Mechatronics Engineering☒ AI & DS☐ Civil Engineering

5. Year *

- ☐ II Year
- ☐ III Year
- ☒ IV Year
- ☐ Others

6. Gender *

- ☒ Female
- ☐ Male
- ☐ Transgender

7. What degree program are you pursuing now? *

- ☒ Bachelor's
- ☐ Master's
- ☐ PhD
- ☐ Others

8. What subject area are you currently pursuing? (Choose Professional for Engineering) *

- ☒ Professional

9. How much of the syllabus was covered in the class? *

- ☒ 4 – 85 to 100%
- ☐ 3 – 70 to 84%
- ☐ 2 – 55 to 69%
- ☐ 1– 30 to 54%
- ☐ 0 –Below 30%

10. How well did the teachers prepare for the classes? *

- ☐ 4 –Thoroughly
- ☒ 3 – Satisfactorily
- ☐ 2 – Poorly
- ☐ 1 – Indifferently
- ☐ 0 – Won't teach at all

11. How well were the teachers able to communicate? *

- ☒ 4 – Always effective
- ☐ 3 – Sometimes effective
- ☐ 2 – Just satisfactorily
- ☐ 1– Generally ineffective
- ☐ 0– Very poor communication

12. The teacher's approach to teaching can best be described as *

- ☒ 4– Excellent
- ☐ 3 – Very good
- ☐ 2 – Good
- ☐ 1 – Fair
- ☐ 0– Poor

13. Fairness of the internal evaluation process by the teachers *

- ☒ 4 – Always fair
- ☐ 3 – Usually fair
- ☐ 2 – Sometimes unfair
- ☐ 1 – Usually unfair
- ☐ 0– Unfair

14. Was your performance in assignments discussed with you? *

- ☒ 4 – Every time
- ☐ 3 – Usually
- ☐ 2 – Occasionally/Sometimes
- ☐ 1 – Rarely
- ☐ 0– Never

15. The institute takes active interest in promoting internship, student exchange, field visit opportunities for students *

- ☒ 4 – Regularly
- ☐ 3 – Often
- ☐ 2 – Sometimes
- ☐ 1 – Rarely
- ☐ 0– Never

16. The teaching and mentoring process in your institution facilitates you in cognitive, social and emotional growth. *

- ☒ 4 – Significantly
- ☐ 3 – Very well
- ☐ 2 – Moderately
- ☐ 1 – Marginally
- ☐ 0– Not at all

17. The institution provides multiple opportunities to learn and grow. *

- ☒ 4 – Strongly agree
- ☐ 3 – Agree
- ☐ 2 – Neutral
- ☐ 1 – Disagree
- ☐ 0– Strongly disagree

18. Teachers inform you about your expected competencies, course outcomes and programme outcomes. *

- ☒ 4 – Every time
- ☐ 3 – Usually
- ☐ 2– Occasionally/Sometimes
- ☐ 1 – Rarely
- ☐ 0– Never

19. Your mentor does a necessary follow-up with an assigned task to you. *

- ☒ 4 – Every time
- ☐ 3 – Usually
- ☐ 2 – Occasionally/Sometimes
- ☐ 1 – Rarely
- ☐ 0 – I don't have a mentor

20. The teachers illustrate the concepts through examples and applications. *

- ☒ 4 – Every time
- ☐ 3 – Usually
- ☐ 2 – Occasionally/Sometimes
- ☐ 1– Rarely
- ☐ 0 – Never

21. The teachers identify your strengths and encourage you with providing right level of challenges. *

- ☒ 4 – Fully
- ☐ 3 – Reasonably
- ☐ 2 – Partially
- ☐ 1 – Slightly
- ☐ 0– Unable to

22. Teachers are able to identify your weaknesses and help you to overcome them. *

- ☒ 4 – Every time
- ☐ 3 – Usually
- ☐ 2 – Occasionally/Sometimes
- ☐ 1 – Rarely
- ☐ 0 – Never

23. The institution makes effort to engage students in the monitoring, review and continuous quality improvement of the teaching learning process. *

- ☒ 4 – Strongly agree
- ☐ 3 – Agree
- ☐ 2 – Neutral
- ☐ 1 – Disagree
- ☐ 0 – Strongly disagree

24. The institute/ teachers use student centric methods, such as experiential learning, participative learning and problem solving methodologies for enhancing learning experiences. *

- ☒ 4 – To a great extent
- ☐ 3 – Moderate
- ☐ 2 – Some what
- ☐ 1 – Very little
- ☐ 0 – Not at all

25. Teachers encourage you to participate in extracurricular activities. *

- ☒ 4 – Strongly agree
- ☐ 3 – Agree
- ☐ 2 – Neutral
- ☐ 1 – Disagree
- ☐ 0 – Strongly disagree

26. Efforts are made by the institute/ teachers to inculcate soft skills, life skills and employability skills to make you ready for the world of work. *

4 – To a great extent

3 – Moderate

2 – Some what

1 – Very little

0 – Not at all

27. What percentage of teachers use ICT tools such as LCD projector, Multimedia, etc. while teaching. *

4 – Above 90%

3 – 70 – 89%

2 – 50 – 69%

1 – 30 – 49%

0 – Below 29%

28. The overall quality of teaching-learning process in your institute is very good *

4 –Strongly agree

3 – Agree

2 – Neutral

1 – Disagree

0 – Strongly disagree

29. Give three observation / suggestions to improve the overall teaching – learning experience in your institution. *

Good



Feedback In-charge

Dr.K.GEETHA, M.Sc.,Ph.D.,
Coordinator
Internal Quality Assurance Cell
KAMARAJ College of Engineering and Technology
(Autonomous)
S.P.G.Chidambara Nadar - C.Nagammal Campus,
S.P.G.C. Nagar,
VIRUDHUNAGAR.



IQAC Coordinator

Dr.K.GEETHA, M.Sc.,Ph.D.,
Coordinator
Internal Quality Assurance Cell
KAMARAJ College of Engineering and Technology
(Autonomous)
S.P.G.Chidambara Nadar - C.Nagammal Campus,
S.P.G.C. Nagar,
VIRUDHUNAGAR.



Dean Academics

Dr. R. SURESH BABU, M.E.,MBA,Ph.D.,
Professor & Dean (Academic Courses)
KAMARAJ College of Engineering and Technology
(Autonomous)
S.P.G. Chidambara Nadar - C. Nagammal Campus,
S.P.G.C. Nagar, K. Vellakulam - 625 701
(Near VIRUDHUNAGAR).



Principal

Dr. S. SENTHIL, M.E.,Ph.D.,
PRINCIPAL
KAMARAJ College of Engineering and Technology
(Autonomous)
S.P.G. Chidambara Nadar - C. Nagammal Campus,
S.P.G.C. Nagar, K. Vellakulam - 625 701.
(Near VIRUDHUNAGAR).

View results

Respondent

297

ALFAN REGU.P(CS)

01:06

Time to complete

1. Please confirm this is the first and only time you answer this survey.

- ☐ No
- ☒ Yes
- ☐ Other

2. Age *

21

3. College Name *

- ☒ Kamaraj College of Engineering and Technology

4. Department *

- ☒ CSE
- ☐ ECE
- ☐ EIE
- ☐ EEE
- ☐ Information Technology
- ☐ Bio Technology
- ☐ Mechanical Engineering
- ☐ Mechatronics Engineering
- ☐ AI & DS
- ☐ Civil Engineering

5. Year *

- ☐ II Year
- ☒ III Year
- ☐ IV Year
- ☐ Others

6. Gender *

- ☐ Female
- ☒ Male
- ☐ Transgender

7. What degree program are you pursuing now? *

- ☒ Bachelor's
- ☐ Master's
- ☐ PhD
- ☐ Others

8. What subject area are you currently pursuing? (Choose Professional for Engineering) *

- ☒ Professional

9. How much of the syllabus was covered in the class? *

- ☒ 4 – 85 to 100%
- ☐ 3 – 70 to 84%
- ☐ 2 – 55 to 69%
- ☐ 1– 30 to 54%
- ☐ 0 –Below 30%

10. How well did the teachers prepare for the classes? *

- ☐ 4 –Thoroughly
- ☒ 3 – Satisfactorily
- ☐ 2 – Poorly
- ☐ 1 – Indifferently
- ☐ 0 – Won't teach at all

11. How well were the teachers able to communicate? *

- ☐ 4 – Always effective
- ☒ 3 – Sometimes effective
- ☐ 2 – Just satisfactorily
- ☐ 1– Generally ineffective
- ☐ 0– Very poor communication

12. The teacher's approach to teaching can best be described as *

- ☐ 4– Excellent
- ☒ 3 – Very good
- ☐ 2 – Good
- ☐ 1 – Fair
- ☐ 0– Poor

13. Fairness of the internal evaluation process by the teachers *

- ☐ 4 – Always fair
- ☒ 3 – Usually fair
- ☐ 2 – Sometimes unfair
- ☐ 1 – Usually unfair
- ☐ 0– Unfair

14. Was your performance in assignments discussed with you? *

- ☐ 4 – Every time
- ☒ 3 – Usually
- ☐ 2 – Occasionally/Sometimes
- ☐ 1 – Rarely
- ☐ 0– Never

15. The institute takes active interest in promoting internship, student exchange, field visit opportunities for students *

- ☐ 4 – Regularly
- ☒ 3 – Often
- ☐ 2 – Sometimes
- ☐ 1 – Rarely
- ☐ 0– Never

16. The teaching and mentoring process in your institution facilitates you in cognitive, social and emotional growth. *

- ☒ 4 – Significantly
- ☐ 3 – Very well
- ☐ 2 – Moderately
- ☐ 1 – Marginally
- ☐ 0– Not at all

17. The institution provides multiple opportunities to learn and grow. *

- ☐ 4 – Strongly agree
- ☒ 3 – Agree
- ☐ 2 – Neutral
- ☐ 1 – Disagree
- ☐ 0– Strongly disagree

18. Teachers inform you about your expected competencies, course outcomes and programme outcomes. *

- ☐ 4 – Every time
- ☒ 3 – Usually
- ☐ 2– Occasionally/Sometimes
- ☐ 1 – Rarely
- ☐ 0– Never

19. Your mentor does a necessary follow-up with an assigned task to you. *

- ☐ 4 – Every time
- ☒ 3 – Usually
- ☐ 2 – Occasionally/Sometimes
- ☐ 1 – Rarely
- ☐ 0 – I don't have a mentor

20. The teachers illustrate the concepts through examples and applications. *

- ☐ 4 – Every time
- ☒ 3 – Usually
- ☐ 2 – Occasionally/Sometimes
- ☐ 1– Rarely
- ☐ 0 – Never

21. The teachers identify your strengths and encourage you with providing right level of challenges. *

- ☐ 4 – Fully
- ☒ 3 – Reasonably
- ☐ 2 – Partially
- ☐ 1 – Slightly
- ☐ 0– Unable to

22. Teachers are able to identify your weaknesses and help you to overcome them. *

- ☐ 4 – Every time
- ☒ 3 – Usually
- ☐ 2 – Occasionally/Sometimes
- ☐ 1 – Rarely
- ☐ 0 – Never

23. The institution makes effort to engage students in the monitoring, review and continuous quality improvement of the teaching learning process. *

- ☐ 4 – Strongly agree
- ☒ 3 – Agree
- ☐ 2 – Neutral
- ☐ 1 – Disagree
- ☐ 0 – Strongly disagree

24. The institute/ teachers use student centric methods, such as experiential learning, participative learning and problem solving methodologies for enhancing learning experiences. *

- ☐ 4 – To a great extent
- ☒ 3 – Moderate
- ☐ 2 – Some what
- ☐ 1 – Very little
- ☐ 0 – Not at all

25. Teachers encourage you to participate in extracurricular activities. *

- ☐ 4 – Strongly agree
- ☒ 3 – Agree
- ☐ 2 – Neutral
- ☐ 1 – Disagree
- ☐ 0 – Strongly disagree

26. Efforts are made by the institute/ teachers to inculcate soft skills, life skills and employability skills to make you ready for the world of work. *

4 – To a great extent

3 – Moderate

2 – Some what

1 – Very little

0 – Not at all

27. What percentage of teachers use ICT tools such as LCD projector, Multimedia, etc. while teaching. *

4 – Above 90%

3 – 70 – 89%

2 – 50 – 69%

1 – 30 – 49%

0 – Below 29%

28. The overall quality of teaching-learning process in your institute is very good *

4 –Strongly agree

3 – Agree

2 – Neutral

1 – Disagree

0 – Strongly disagree

29. Give three observation / suggestions to improve the overall teaching – learning experience in your institution. *

Good



Feedback In-charge

Dr.K.GEETHA, M.Sc.,Ph.D.,
Coordinator
Internal Quality Assurance Cell
KAMARAJ College of Engineering and Technology
(Autonomous)
S.P.G.Chidambara Nadar - C.Nagammal Campus,
S.P.G.C. Nagar,
VIRUDHUNAGAR.



IQAC Coordinator

Dr.K.GEETHA, M.Sc.,Ph.D.,
Coordinator
Internal Quality Assurance Cell
KAMARAJ College of Engineering and Technology
(Autonomous)
S.P.G.Chidambara Nadar - C.Nagammal Campus,
S.P.G.C. Nagar,
VIRUDHUNAGAR.



Dean Academics

Dr. R. SURESH BABU, M.E.,MBA,Ph.D.,
Professor & Dean (Academic Courses)
KAMARAJ College of Engineering and Technology
(Autonomous)
S.P.G. Chidambara Nadar - C. Nagammal Campus,
S.P.G.C. Nagar, K. Vellakulam - 625 701
(Near VIRUDHUNAGAR).



Principal

Dr. S. SENTHIL, M.E.,Ph.D.,
PRINCIPAL
KAMARAJ College of Engineering and Technology
(Autonomous)
S.P.G. Chidambara Nadar - C. Nagammal Campus,
S.P.G.C. Nagar, K. Vellakulam - 625 701.
(Near VIRUDHUNAGAR).

View results

Respondent

91

RASATHI.S(IT)

05:07

Time to complete

1. Please confirm this is the first and only time you answer this survey.

☐ No☒ Yes☐ Other

2. Age *

20

3. College Name *

☒ Kamaraj College of Engineering and Technology

4. Department *

☐ CSE☐ ECE☐ EIE☐ EEE☒ Information Technology☐ Bio Technology☐ Mechanical Engineering☐ Mechatronics Engineering☐ AI & DS☐ Civil Engineering

5. Year *

- ☐ II Year
- ☐ III Year
- ☒ IV Year
- ☐ Others

6. Gender *

- ☒ Female
- ☐ Male
- ☐ Transgender

7. What degree program are you pursuing now? *

- ☒ Bachelor's
- ☐ Master's
- ☐ PhD
- ☐ Others

8. What subject area are you currently pursuing? (Choose Professional for Engineering) *

- ☒ Professional

9. How much of the syllabus was covered in the class? *

- ☒ 4 – 85 to 100%
- ☐ 3 – 70 to 84%
- ☐ 2 – 55 to 69%
- ☐ 1– 30 to 54%
- ☐ 0 –Below 30%

10. How well did the teachers prepare for the classes? *

- ☐ 4 –Thoroughly
- ☒ 3 – Satisfactorily
- ☐ 2 – Poorly
- ☐ 1 – Indifferently
- ☐ 0 – Won't teach at all

11. How well were the teachers able to communicate? *

- ☒ 4 – Always effective
- ☐ 3 – Sometimes effective
- ☐ 2 – Just satisfactorily
- ☐ 1– Generally ineffective
- ☐ 0– Very poor communication

12. The teacher's approach to teaching can best be described as *

- ☐ 4– Excellent
- ☒ 3 – Very good
- ☐ 2 – Good
- ☐ 1 – Fair
- ☐ 0– Poor

13. Fairness of the internal evaluation process by the teachers *

- ☐ 4 – Always fair
- ☒ 3 – Usually fair
- ☐ 2 – Sometimes unfair
- ☐ 1 – Usually unfair
- ☐ 0– Unfair

14. Was your performance in assignments discussed with you? *

- ☐ 4 – Every time
- ☒ 3 – Usually
- ☐ 2 – Occasionally/Sometimes
- ☐ 1 – Rarely
- ☐ 0– Never

15. The institute takes active interest in promoting internship, student exchange, field visit opportunities for students *

- ☐ 4 – Regularly
- ☐ 3 – Often
- ☒ 2 – Sometimes
- ☐ 1 – Rarely
- ☐ 0– Never

16. The teaching and mentoring process in your institution facilitates you in cognitive, social and emotional growth. *

- ☐ 4 – Significantly
- ☒ 3 – Very well
- ☐ 2 – Moderately
- ☐ 1 – Marginally
- ☐ 0– Not at all

17. The institution provides multiple opportunities to learn and grow. *

- ☐ 4 – Strongly agree
- ☒ 3 – Agree
- ☐ 2 – Neutral
- ☐ 1 – Disagree
- ☐ 0– Strongly disagree

18. Teachers inform you about your expected competencies, course outcomes and programme outcomes. *

- ☒ 4 – Every time
- ☐ 3 – Usually
- ☐ 2– Occasionally/Sometimes
- ☐ 1 – Rarely
- ☐ 0– Never

19. Your mentor does a necessary follow-up with an assigned task to you. *

- ☐ 4 – Every time
- ☒ 3 – Usually
- ☐ 2 – Occasionally/Sometimes
- ☐ 1 – Rarely
- ☐ 0 – I don't have a mentor

20. The teachers illustrate the concepts through examples and applications. *

- ☐ 4 – Every time
- ☒ 3 – Usually
- ☐ 2 – Occasionally/Sometimes
- ☐ 1– Rarely
- ☐ 0 – Never

21. The teachers identify your strengths and encourage you with providing right level of challenges. *

- ☐ 4 – Fully
- ☒ 3 – Reasonably
- ☐ 2 – Partially
- ☐ 1 – Slightly
- ☐ 0– Unable to

22. Teachers are able to identify your weaknesses and help you to overcome them. *

- ☐ 4 – Every time
- ☒ 3 – Usually
- ☐ 2 – Occasionally/Sometimes
- ☐ 1 – Rarely
- ☐ 0 – Never

23. The institution makes effort to engage students in the monitoring, review and continuous quality improvement of the teaching learning process. *

- ☐ 4 – Strongly agree
- ☒ 3 – Agree
- ☐ 2 – Neutral
- ☐ 1 – Disagree
- ☐ 0 – Strongly disagree

24. The institute/ teachers use student centric methods, such as experiential learning, participative learning and problem solving methodologies for enhancing learning experiences. *

- ☐ 4 – To a great extent
- ☒ 3 – Moderate
- ☐ 2 – Some what
- ☐ 1 – Very little
- ☐ 0 – Not at all

25. Teachers encourage you to participate in extracurricular activities. *

- ☐ 4 – Strongly agree
- ☒ 3 – Agree
- ☐ 2 – Neutral
- ☐ 1 – Disagree
- ☐ 0 – Strongly disagree

26. Efforts are made by the institute/ teachers to inculcate soft skills, life skills and employability skills to make you ready for the world of work. *

4 – To a great extent

3 – Moderate

2 – Some what

1 – Very little

0 – Not at all

27. What percentage of teachers use ICT tools such as LCD projector, Multimedia, etc. while teaching. *

4 – Above 90%

3 – 70 – 89%

2 – 50 – 69%

1 – 30 – 49%

0 – Below 29%

28. The overall quality of teaching-learning process in your institute is very good *

4 –Strongly agree

3 – Agree

2 – Neutral

1 – Disagree

0 – Strongly disagree

29. Give three observation / suggestions to improve the overall teaching – learning experience in your institution. *

Good



Feedback In-charge

Dr.K.GEETHA, M.Sc.,Ph.D.,
Coordinator
Internal Quality Assurance Cell
KAMARAJ College of Engineering and Technology
(Autonomous)
S.P.G.Chidambara Nadar - C.Nagammal Campus,
S.P.G.C. Nagar,
VIRUDHUNAGAR.



IQAC Coordinator

Dr.K.GEETHA, M.Sc.,Ph.D.,
Coordinator
Internal Quality Assurance Cell
KAMARAJ College of Engineering and Technology
(Autonomous)
S.P.G.Chidambara Nadar - C.Nagammal Campus,
S.P.G.C. Nagar,
VIRUDHUNAGAR.



Dean Academics

Dr. R. SURESH BABU, M.E.,MBA,Ph.D.,
Professor & Dean (Academic Courses)
KAMARAJ College of Engineering and Technology
(Autonomous)
S.P.G. Chidambara Nadar - C. Nagammal Campus,
S.P.G.C. Nagar, K. Vellakulam - 625 701
(Near VIRUDHUNAGAR).



Principal

Dr. S. SENTHIL, M.E.,Ph.D.,
PRINCIPAL
KAMARAJ College of Engineering and Technology
(Autonomous)
S.P.G. Chidambara Nadar - C. Nagammal Campus,
S.P.G.C. Nagar, K. Vellakulam - 625 701.
(Near VIRUDHUNAGAR).