



S.P.G.Chidambara Nadar - C. Nagammal Campus,  
S.P.G.C. Nagar, K. Vellakulam - 625 701, Near Virudhunagar, Madurai District.  
**Accredited by NAAC with "A" Grade**

## **5 DAYS RESIDENTIAL STUDENT INDUCTION PROGRAM -2019**

**05.08.2019-09.08.2019**

### **REPORT**

#### **ABOUT STUDENT INDUCTION PROGRAM (SIP-2019)**

- The **Student Induction Program** is a mandatory non-credit program in the AICTE Model Curriculum 2018.
- Purpose of Student Induction Program is,
  - To help new students adjust and feel comfortable in the new environment, inculcate in them the ethos and culture of the institution
  - To build bonds with other students and faculty members, and expose them to a sense of larger purpose and self-exploration.
- Induction program is intended to achieve the following:
  - **Assimilation in ethos and culture of the institution.**  
(Based on institutional culture and practices)
  - **Exposure to a larger vision of life.** - (Based on larger human good)
  - **Bonding** - (Within the 1<sup>st</sup> year batch, and with teachers)
  - **Learning a creative skill in arts** -Example: Painting, Music, dance, clay modelling etc...
  - **Regular lifestyle and professional discipline.**  
(Getting up early, sleeping on time, getting assimilated to new place)
  - **Overcoming the weaknesses in some essential professional skills**  
Example: English (Only for those who need it)

#### **BUDGET:**

S.NO	Items	Unit Cost in Rupees	Quantity	Cost (in Rupees)
1	Cost of Training Materials (chart, sketch, pencil, Eraser, etc.,)	30	400	12,000
2	Activity planned (worksheet , handouts, photocopy/ copier )	25	400	10,000
3	Local visit	50	400	20,000
4	Certificate for students	15	400 students 10staffs	6,600
5	Accommodation & Food in Hostel for 5 days	5*200	400 students 10 staffs	4,10,000
6	Memento for resource person	300	1 person	300
7	Miscellaneous (1% of Entire Budget)	-	-	4,600
			<b>Total</b>	4,64,500

## Student Induction Program Report:

<b>Total Number of students Attended</b>	: 419
<b>Residential / Normal Mode</b>	: Residential
<b>Duration</b>	: 5 Days per batch
<b>Relevant to PO Mapping</b>	: PO 08 – Ethics, PO9- Individual and team work PO10- Communication, PO12 - Life-long learning

- Periodic meeting and discussions were conducted with the Institute Induction Team members (Mentor Coordinators) and Faculty Mentors of the Student Induction Program.
- Half day workshop on “**How to conduct Student Induction Program**” was conducted for the internal Faculty Members on 31.7.2019.
- Students were Split into 7 groups with each group having one Mentor coordinator and three faculty mentors and six student coordinators.
- Faculty Mentors are deputed based on the student teacher ratio of 1:20 and student coordinators (II year Students) are assigned for every 10 crew of first year students.

The Student Induction Program -2019 is scheduled to all the first-year students by seven groups. The details of the groups contain student count, faculty mentors and mentor coordinators are listed as follows.

<b>Group Name</b>	<b>Dept</b>	<b>Student Count</b>	<b>Faculty Mentor</b>	<b>Mentor Coordinator</b>
<b>A</b>	CSE	60	Dr.R.Muthuselvi, Prof/CSE	Mrs.A.J.Bhuvaneshwari, AP/ECE
			Dr.J.Dhanalakshmi, AP/Chemistry	
			Dr.K.Sakthiraj, AP/Physics	
	<b>Total</b>	<b>60</b>		
<b>B</b>	CSE	42	Mrs.S.Janani, AP/CSE	Dr.S.Kailash, AP/PT
	PT	17	Mr.K.M. Sathish Kumar, AP/Maths	
			Dr.S.Vinayaga Moorthi, ASP/PT	
	<b>Total</b>	<b>59</b>		
<b>C</b>	IT	47	Mrs.V.Vijayalakshmi, AP/IT	Mrs.R.Santhiya, AP/EIE
	EIE	11	Dr.M.Hema, ASP/Physics	
			Mrs.L.Revathi, AP/EIE	
	<b>Total</b>	<b>58</b>		
<b>D</b>	ECE	21	Mrs.C.Nagavani, AP/ECE	Mrs.Soundarya Lakshmi, AP/BT
	MTR	34	Mr.S.Kannappan, AP/MTRE	
	MECH	04	Mr.P.Pandiaraj, AP/Maths	
	<b>Total</b>	<b>59</b>		
<b>E</b>	ECE	60	Mrs.A.Geetha, AP/ECE	Er.B.K.Parthiban, AP/MECH
			Mr.A.R.Siva Kumar, AP/Chemistry	
			Dr.S.Shamim Rishwana, AP/Chemistry.	
	<b>Total</b>	<b>60</b>		

<b>F</b>	BT	38	Dr.S.Karthikumar, AP/BT	Er.P.Ganesh Prabhu, AP/Civil
	CIVIL	22	Mrs.R. Sangeetha, AP/Civil	
			Mrs.G.Bharathy, AP/Physics	
	<b>Total</b>	<b>60</b>		
<b>G</b>	EEE	19	Dr.J.Jeslin Drusila Nesamalar, AP/EEE	Er.R.Sakthivel Murugan, AP/MECH
	MECH	40	Mr.M.Prithiviraj, AP/MECH	
			MR.K.M.Manikandan, AP/Physics	
	<b>Total</b>	<b>60</b>		

**Total Number of BOYS : 290**

**Total Number of GIRLS : 129**

**Total Number of Students : 419**

### **ACTIVITIES PLANNED:**

#### ❖ *Physical Activities-Sports and Yoga:*

- Fitness test was conducted and students were involved in indoor and outdoor sports activity.
- Yoga session was handled in every morning 6:15-7:30am and yoga assessment were conducted.

#### ❖ *Creative Arts*

#### ❖ *Literary Activity*

#### ❖ *Universal Human values:*

*(Discussion in small groups of students with trained mentor coordinator along with group activities and moral value videos)*

1. Aspirations & Expectations from Family
2. UHV-Competition/Co-operation & Competition/ Excellence
3. UHV-Peer Pressure & Self confidence
4. UHV-Relationships in Family
5. UHV-Interaction and Ragging
6. UHV-Prosperity
7. UHV-Anger & Four orders
8. Understanding 4 levels of harmony

*Faculty I/c: SIP team of our college*

#### ❖ *Lectures by Eminent people:*

***The Following Eminent People were invited to give motivational talk:***

*Shri.Ambal muthumani,Proprietor,Ambal & Abis coffee,Virudhunagar*  
*Dr. Anant achary, Pricipal, Kamaraj College of Engineering and Technology*  
*Dr. M.Vasanthi,Vice Pricipal, Kamaraj College of Engineering and Technology*  
*Shri.R.Mahesh Kumar, Secretary, Kamaraj College of Engineering and Technology*

#### ❖ *Visit to city/Surrounding Area*

- Batch wise Local Visit arranged to Perunthalaivar Kamarajar Memorial House, Virudhunagar.

#### ❖ *Technical session*

- Technical Session on “Recent Trends in Computerized Technology” was handled  
*Dr.V.Ramachandran, Advisor, KCET*

#### ❖ *Exposure to Department /Branch, Innovation, Exploring Engineering*

*Department Orientation and Campus Visit were arranged.*

❖ ***Tree Sapling and Gardening Activity***

- *These sessions were handled by Gardening Club of KCET.*

❖ ***UHV Film screening***

- *Motivational Films of Abdul Kalam, Sundar Pitchai etc were screened on 09.08.19.*

**LEARNING METHODOLOGY FOLLOWED:**

- *Group discussion*
- *Group activities*
- *Role play*
- *Icebreaker events*
- *Chart work*
- *Mentor-Mentee Meeting*
- *SWOC analysis*
- *Motivation through moral videos*
- *Worksheet etc.,*

At the end of the programme, Valedictory function was organized for smooth conduct of the programme. Delegates on the Dias delivered the valedictory address to the gathering. Finally the student participants were honored with participation certificates. Faculty mentors, coordinators of events and student coordinators who supported were honored. Feedbacks were collected and some students have given their feedback in the stage.



## **Annexure I – FEEDBACK FORM**



### **5 DAYS STUDENT INDUCTION PROGRAM -2019**

**05.08.2019-09.08.2019**

### **FEEDBACK FORM**

Name : \_\_\_\_\_ Roll No & Department: \_\_\_\_\_

	Excellent	V.Good	Good	Fair
	(4)	(3)	(2)	(1)
1. Was the objective of the training clearly defined?	<input type="checkbox"/>	<input type="checkbox"/>	<input type="checkbox"/>	<input type="checkbox"/>
2. Were the topics discussed during the training relevant?	<input type="checkbox"/>	<input type="checkbox"/>	<input type="checkbox"/>	<input type="checkbox"/>
3. Were the Contents organized and easy to follow?	<input type="checkbox"/>	<input type="checkbox"/>	<input type="checkbox"/>	<input type="checkbox"/>
4. Was the objective of the training met?	<input type="checkbox"/>	<input type="checkbox"/>	<input type="checkbox"/>	<input type="checkbox"/>
5. Rate the college Infrastructure.	<input type="checkbox"/>	<input type="checkbox"/>	<input type="checkbox"/>	<input type="checkbox"/>
6. Hostel facility and Accommodation	<input type="checkbox"/>	<input type="checkbox"/>	<input type="checkbox"/>	<input type="checkbox"/>
7. Food and Mess hall arrangements	<input type="checkbox"/>	<input type="checkbox"/>	<input type="checkbox"/>	<input type="checkbox"/>
8. Hall Arrangements for this Program	<input type="checkbox"/>	<input type="checkbox"/>	<input type="checkbox"/>	<input type="checkbox"/>
9. Rate the Trainers with respect to their knowledge base in the topics.	<input type="checkbox"/>	<input type="checkbox"/>	<input type="checkbox"/>	<input type="checkbox"/>
10. Was the session interactive?	<input type="checkbox"/>	<input type="checkbox"/>	<input type="checkbox"/>	<input type="checkbox"/>
11. External Trainers ability to explain and illustrate concept.	<input type="checkbox"/>	<input type="checkbox"/>	<input type="checkbox"/>	<input type="checkbox"/>
12. Mentoring methodologies adopted by your faculty mentors.	<input type="checkbox"/>	<input type="checkbox"/>	<input type="checkbox"/>	<input type="checkbox"/>
13. Personal discussion with the trainers/Faculty Mentor during the program	<input type="checkbox"/>	<input type="checkbox"/>	<input type="checkbox"/>	<input type="checkbox"/>

- |  |                          |                          |                          |                          |
|--|--------------------------|--------------------------|--------------------------|--------------------------|
| 14. Sports and Games Facilities during the sessions. | <input type="checkbox"/> | <input type="checkbox"/> | <input type="checkbox"/> | <input type="checkbox"/> |
| 15. Yoga Sessions during the sessions.               | <input type="checkbox"/> | <input type="checkbox"/> | <input type="checkbox"/> | <input type="checkbox"/> |
| 16. Tree Sapling program during the sessions.        | <input type="checkbox"/> | <input type="checkbox"/> | <input type="checkbox"/> | <input type="checkbox"/> |
| 17. Local Visit Arrangements                         | <input type="checkbox"/> | <input type="checkbox"/> | <input type="checkbox"/> | <input type="checkbox"/> |
| 18. Overall rating of the program                    | <input type="checkbox"/> | <input type="checkbox"/> | <input type="checkbox"/> | <input type="checkbox"/> |
| 19. Literary Activity Session                        | <input type="checkbox"/> | <input type="checkbox"/> | <input type="checkbox"/> | <input type="checkbox"/> |
| 20. Creative Arts and Skills Sessions                | <input type="checkbox"/> | <input type="checkbox"/> | <input type="checkbox"/> | <input type="checkbox"/> |

21. Was the time allocated for the session sufficient? Yes / No

22. What did you feel best about the course?

---

---

---

---

23. Any suggestions for further improvement?

---

---

**Signature**

## ANNEXURE II – PHOTO GALLERY





**(An Autonomous Institution)** - AFFILIATED TO ANNA UNIVERSITY, CHENNAI

S.P.G.Chidambara Nadar - C.Nagammal Campus

S.P.G.C.Nagar, K.Vellakulam - 625 701, (Near Virudhunagar), Madurai District.

# ONLINE STUDENT INDUCTION PROGRAM

## 2020-2021

---

### Coordinators

Dr.M.Vasanthi,

Dean Academics

R.Sakthivel Murugan,

Assistant Professor/Mechanical

Mr.P.Aravindh,

Training Organizer



(An Autonomous Institution - AFFILIATED TO ANNA UNIVERSITY, CHENNAI)

S.P.G.Chidambara Nadar - C.Nagammal Campus

S.P.G.C.Nagar, K.Vellakulam - 625 701, (Near Virudhunagar), Madurai District.

## Online Student Induction Programme – 2020-2021

*For First Year Students 2021 BATCH*

### Committee List

S.No	Committee Name	Responsibilities	Faculty In charges
	<b>Co-Ordinators</b>	<ul style="list-style-type: none"> <li>To organize, monitor and follow up the entire program.</li> <li>Conduct meetings with the committee members for proper conduct of the program and its progress.</li> </ul>	<b>Dr.M.Vasanthi, Dean Academics</b> <b>Mr.R.Sakthivel Murugan, AP/Mech</b> <b>Mr.P.Aravind, Training Coordinator</b>
1	Online Technical Team	<ul style="list-style-type: none"> <li>To create user ids, password for the respective student.</li> <li>To create TEAMS for the conduct of the entire programme.</li> <li>To solve any technical issues for the students regarding log in, password resets, connectivity through department incharges.</li> <li>Online Event Link Creation for various activities.</li> </ul>	<b>Mr.B.Balasubramanian, System Administrator</b> Mr.Balaji, Mr.Sudarson
2	Online Streaming Team	<ul style="list-style-type: none"> <li>Stream the special lectures session through streamyards in youtube.</li> <li>Broadcast the session using required hardwares on the scheduled time.</li> <li>Make a trial with the resource person for checking the audio and video quality a day prior to the schedule.</li> </ul>	<b>Mr.N.R.Madhan, AP/Mech (I/c)</b> Mr.P.Praveen Kumar, AP/IT Mr.Muthukrishna Vinayagam, AP/CSE Mr.Sivakumaravel, AP/PT Mr.Wesley Moses Samdoss, AP/ECE Mr. P. Pandiaraj, AP/Maths



### Online Student Induction Programme – 2020-2021

		<ul style="list-style-type: none"> <li>Provide technical support for the resource persons if needed.</li> </ul>	
3	Inaugural and Valedictory Sessions	<ul style="list-style-type: none"> <li>To prepare agenda for inaugural and valedictory sessions.</li> <li>Conduct of the inaugural and valedictory sessions.</li> </ul>	<b>Dr.K.Geetha, First Year Coordinator,</b> <b>Dr. S. Luna Eunice AP/ Chem.</b>
4	Special Lectures Arrangement Team	<ul style="list-style-type: none"> <li>Arranging Special Lectures for the Online SIP.</li> <li>Chief Guest contacts and fixing appointments.</li> <li>Coordinating with the resource person for the smooth conduct.</li> </ul>	<b>Mr.A.Azarudeen, Placement Officer,</b> Mr.R.S.Mutharasu, Technician/TDP
5	Special Lectures – Communication Team	<ul style="list-style-type: none"> <li>Invitation and sending thanks letter to the guest speaker via mail.</li> <li>Introduction and Vote of thanks for the special lecture sessions.</li> </ul>	<b>Mrs.Kayalvizhi, AP/English (I/c)</b> Mr.Pradeep Kumar, AP/English
6	Yoga and Art of Living Sessions	<ul style="list-style-type: none"> <li>To Organize Yoga session as suggested by AICTE via online.</li> <li>To prepare videos for art of living sessions and broadcast via teams.</li> <li>Attendance report for the yoga sessions</li> </ul>	<b>Mrs. V.Sutha Jebakumari, AP/CSE (I/c)</b> Mrs.J.Vijaya Keerthana, AP/CIVIL Dr.K.Manikandan, AP/Physics Dr. J.Dhanalakshmi, ASP/Chemistry
7	Department Activity Committee	<ul style="list-style-type: none"> <li>Conduct department group activity as per AICTE guidelines.</li> <li>Student technical issues to be resolved with support from online technical team.</li> <li>Online Report to be provided at the end of each day (Attendance, Activity Proof, Session information etc).</li> </ul>	Mrs.P.Swathika, AP/CSE (CSE) Mr.P.Rajasekaran, AP/CSE (AI&DS) Mr.D.Vendhan, AP/IT Mrs.C.Nagadevi, AP/EEE Mrs.A.J.Bhavanewari, AP/ECE Mr.S.Ramesh Prabhu, AP/EIE Mr.B.K.Parrthipan, AP/MECH

## Online Student Induction Programme – 2020-2021

		<ul style="list-style-type: none"> <li>Manage with activities at any time, in case of any cancellation/ guest speaker session changes.</li> </ul>	Mr.S.Kannappan,AP/MTR Mr.P.Ganesh Prabhu, AP/CIVIL Mrs.Soundarya Lakshmi, AP/BT Mr.K.Agathiyan, AP/PT
8	Student Communication Team	<ul style="list-style-type: none"> <li>Intimation about the Student Induction Program schedule to the respective department students.</li> <li>Whatsapp group creation</li> <li>Teams links, session schedule sharing with the respective department students.</li> <li>Student technical issues to be resolved with support from online technical team.</li> </ul>	First Year Chairpersons of respective department.
9	Universal Human Values Sessions	<ul style="list-style-type: none"> <li>Taking Sessions on Universal Human Values as suggested in the AICTE FDP program, as per the scheduled time in respective teams groups.</li> <li>Conducting online activities related to UHV in teams.</li> </ul>	<b>Mrs.S.Santhiya, AP/EIE (I/C)</b> <b>Dr.P.Kailash, AP/PT (I/C)</b> <b>Mr.K.M.Sathish Kumar (I/C)</b> <ol style="list-style-type: none"> <li>Mr.A. R.Shiva kumar, AP/Chemistry &amp; Mr.Siva Kumar, AP/Chemistry</li> <li>Mr.Sundarrajan, AP/English, Mr.Vairamani AP/English</li> <li>Mrs.Hema AP/Physics, Mr.Sakthiraj AP/Physics</li> <li>Mrs.Shamim Rishwana AP/Chemistry, Mrs.Bharathy AP/Physics</li> <li>Mr.Subakar AP/Civil</li> </ol>

## Online Student Induction Programme – 2020-2021

			Mr.Pon Karthikeyan AP/Civil
10	Department Address	<ul style="list-style-type: none"> <li>Organize an orientation program in the respective departments which includes department activities, department staff introduction, achievements, Alumni Details, Industrial Visit Organized, Projects to showcase etc.</li> <li>Virtual tour of the department to be planned.</li> </ul>	Respective HoD's
11	Feedback Committee	<ul style="list-style-type: none"> <li>Prepare a format for Online feedback and get approval.</li> <li>Feedback Analysis to be done at last for report preparation.</li> </ul>	Dr.A.Thamilisai, AP/Maths Dr.R.Mehala, AP/Maths Ms.Kavitha, AP/EIE Mrs.Amutha Lakshmi, AP/BT
12	Certificate Committee	<ul style="list-style-type: none"> <li>E-Certificate Design preparation.</li> <li>Sending E-Certificates to all the participants after the valedictory session.</li> </ul>	Dr.Karthi Kumar, AP/BT Ms.T.Rajashree, AP/CSE
13	SIP Report Preparation Team	<ul style="list-style-type: none"> <li>Coordinate with each committee in collecting the necessary documents on proper time.</li> <li>Collection of documents on each day.</li> <li>Make a booklet at the end of the programme.</li> </ul>	<b>Dr.N.Pradeeba, HOD/English (I/c)</b> Mrs.Sri Rama Priya, Apt Trainer Ms.Reenu, AP/EEE
14	Website Intimation	<ul style="list-style-type: none"> <li>To update the details about the programme in the college website with all links.</li> </ul>	Mrs.D.Gayathridevi, AP/IT





(An Autonomous Institution - AFFILIATED TO ANNA UNIVERSITY, CHENNAI)

S.P.G.Chidambara Nadar - C.Nagammal Campus

S.P.G.C.Nagar, K.Vellakulam - 625 701, (Near Virudhunagar), Madurai District.

## Online Student Induction Programme – 2020-2021



(An Autonomous Institution - AFFILIATED TO ANNA UNIVERSITY, CHENNAI)

S.P.G.Chidambara Nadar - C.Nagammal Campus

S.P.G.C.Nagar, K.Vellakulam - 625 701 (Near Virudhunagar), Madurai District.

## Online Student Induction Program 2020

### Program Schedule

Day	Date	Session I 7.30 A.M - 8.30 A.M	Session II 9.30 A.M - 11.00 A.M	Session III 11.30 A.M - 1.00 A.M	Session IV 3.00 P.M - 5.00 P.M
Day 1	09-11-2020 (MON)		<b>Inauguration Ceremony</b> <a href="#">Click here for Link</a>	<b>Respective SIP Groups</b> DEPARTMENT ADDRESS BY HOD (Link will be shared by Chairperson)	
Day 2	10-11-2020 (TUE)	<b>SIP Batch A</b> [CS, EC, AI] YOGA SESSION & ART OF LIVING <a href="#">Click here for link</a>	<b>Expert Lectures</b> 'Professionalism & Opportunities' Dr N. C. Shivaprakash Professor, IISC Bangalore <a href="#">Click here for Link</a>	<b>Respective SIP Groups</b> GROUP ACTIVITY SESSION <a href="#">[Refer Appendix I]</a> (Link will be shared by Chairperson)	<b>SIP Batch B</b> [ME, MT, CI, PT, BT, EE, EI, IT] UNIVERSAL HUMAN VALUES 'What & Why and Right Understanding & 4 Levels of Harmony' <a href="#">Click here for link</a>
Day 3	11-11-2020 (WED)	<b>SIP Batch A</b> [CS, EC, AI] YOGA SESSION & ART OF LIVING <a href="#">Click here for link</a>	<b>Expert Lectures</b> 'Values for Engineering Students' Dr. R.Vanniarajan Former Principal – Virekananda College <a href="#">Click here for Link</a>	<b>Respective SIP Groups</b> GROUP ACTIVITY SESSION <a href="#">[Refer Appendix I]</a> (Link will be shared by Chairperson)	<b>SIP Batch B</b> [ME, MT, CI, PT, BT, EE, EI, IT] UNIVERSAL HUMAN VALUES 'Aspirations & Concerns' <a href="#">Click here for link</a>

## Online Student Induction Programme – 2020-2021

Day	Date	Session I 7.30 A.M - 8.30 A.M	Session II 9.30 A.M - 11.00 A.M	Session III 11.30 A.M - 1.00 A.M	Session IV 3.00 P.M - 5.00 P.M
Day 4	12-11-2020 (THU)	<b>SIP Batch A</b>  [CS, EC, AI] YOGA SESSION & ART OF LIVING  <a href="#">Click here for link</a>	<b>Expert Lectures</b> 'School to College - Transition Phase' Dr. Hema Gopal Vice President – Tata Consultancy services  <a href="#">Click here for Link</a>	<b>Respective SIP Groups</b>  GROUP ACTIVITY SESSION <a href="#">[Refer Appendix I]</a>  (Link will be shared by Chairperson)	<b>SIP Batch B</b>  [ME, MT, CI, PT, BT, EE, EI, IT] UNIVERSAL HUMAN VALUES 'Self-Management (Anger, Self Confidence, Peer Pressure)'  <a href="#">Click here for link</a>
Day 5	13-11-2020 (FRI)	<b>SIP Batch A</b>  [CS, EC, AI] YOGA SESSION & ART OF LIVING  <a href="#">Click here for link</a>	<b>Expert Lectures</b> 'Why Engineering?' Dr. Anant Achary Principal  <a href="#">Click here for Link</a>	<b>Respective SIP Groups</b>  GROUP ACTIVITY SESSION <a href="#">[Refer Appendix I]</a>  (Link will be shared by Chairperson)	<b>SIP Batch B</b>  [ME, MT, CI, PT, BT, EE, EI, IT] UNIVERSAL HUMAN VALUES 'Prosperity and Ragging-Interaction'  <a href="#">Click here for link</a>
Day 6	14-11-2020 (SAT)	<b>DIWALI HOLIDAY</b>			
Day 7	15-11-2020 (SUN)		<b>Expert Lectures</b> 'Opportunities in Defence Sectors' Lt. Commander. Kavin Sakthi Saravanan K Indian Navy  <a href="#">Click here for Link</a>	<b>Respective SIP Groups</b>  GROUP ACTIVITY SESSION <a href="#">[Refer Appendix I]</a>  (Link will be shared by Chairperson)	<b>Both SIP Batches</b> [Common to all students] INSPIRING MOVIE SESSION  (Link will be shared by Chairperson)








## Online Student Induction Programme – 2020-2021

Day	Date	Session I 7.30 A.M - 8.30 A.M	Session II 9.30 A.M - 11.00 A.M	Session III 11.30 A.M - 1.00 A.M	Session IV 3.00 P.M - 5.00 P.M
Day 8	16-11-2020 (MON)	<b>SIP Batch A</b>  [CS, EC, AI] YOGA SESSION & ART OF LIVING  <a href="#">Click here for link</a>	<b>Expert Lectures</b> 'Medical Instruments'  <a href="#">Click here for Link</a>	<b>Respective SIP Groups</b>  GROUP ACTIVITY SESSION <a href="#">[Refer Appendix I]</a>  (Link will be shared by Chairperson)	<b>SIP Batch B</b>  [ME, MT, CI, PT, BT, EE, EI, IT] UNIVERSAL HUMAN VALUES 'Relationships'  <a href="#">Click here for link</a>
Day 9	17-11-2020 (TUE)	<b>SIP Batch B</b>  [ME, MT, CI, PT, BT, EE, EI, IT] YOGA SESSION & ART OF LIVING  <a href="#">Click here for link</a>	<b>Expert Lectures</b> 'Communication Skill Development' <del>Mr. Javaraman Umasankar</del> Corporate trainer – Vibha Consultancy  <a href="#">Click here for Link</a>	<b>Respective SIP Groups</b>  GROUP ACTIVITY SESSION <a href="#">[Refer Appendix I]</a>  (Link will be shared by Chairperson)	<b>SIP Batch A</b>  [CS, EC, AI] UNIVERSAL HUMAN VALUES 'What & Why and Right Understanding & 4 Levels of Harmony'  <a href="#">Click here for link</a>
Day 10	18-11-2020 (WED)	<b>SIP Batch B</b>  [ME, MT, CI, PT, BT, EE, EI, IT] YOGA SESSION & ART OF LIVING  <a href="#">Click here for link</a>	<b>Expert Lectures</b> 'Overview of Indian Agriculture' <del>Dr. Krishnasamy</del> Retd. Executive Engineer – Agriculture Dept  <a href="#">Click here for Link</a>	<b>Respective SIP Groups</b>  GROUP ACTIVITY SESSION <a href="#">[Refer Appendix I]</a>  (Link will be shared by Chairperson)	<b>SIP Batch A</b>  [CS, EC, AI] UNIVERSAL HUMAN VALUES 'Aspirations & Concerns'  <a href="#">Click here for link</a>
Day 11	19-11-2020 (THU)	<b>SIP Batch B</b>  [ME, MT, CI, PT, BT, EE, EI, IT] YOGA SESSION & ART OF LIVING  <a href="#">Click here for link</a>	<b>Expert Lectures</b> 'Indian Constitution' <del>Mr. M. M. Iyaz</del> Advocate, Madras High Court  <a href="#">Click here for Link</a>	<b>Respective SIP Groups</b>  GROUP ACTIVITY SESSION <a href="#">[Refer Appendix I]</a>  (Link will be shared by Chairperson)	<b>SIP Batch A</b>  [CS, EC, AI] UNIVERSAL HUMAN VALUES 'Self-Management (Anger, Self Confidence, Peer Pressure)'  <a href="#">Click here for link</a>

## Online Student Induction Programme – 2020-2021

Day	Date	Session I 7.30 A.M - 8.30 A.M	Session II 9.30 A.M - 11.00 A.M	Session III 11.30 A.M - 1.00 A.M	Session IV 3.00 P.M - 5.00 P.M
Day 12	20-11-2020 (FRI)	<p><b>SIP Batch B</b> </p> <p>[ME, MT, CI, PT, BT, EE, EI, IT]</p> <p><b>YOGA SESSION &amp; ART OF LIVING</b></p> <p> <a href="#">Click here for link</a></p>	<p><b>Expert Lectures</b></p> <p>'Indian Architecture: A historical Perspective'</p> <p>Dr. S. Kannan Raja Doraiswami Government Arts College</p> <p> <a href="#">Click here for Link</a></p>	<p><b>Respective SIP Groups</b> </p> <p>GROUP ACTIVITY SESSION <a href="#">[Refer Appendix I]</a></p> <p> (Link will be shared by Chairperson)</p>	<p><b>SIP Batch A</b> </p> <p>[CS, EC, AI]</p> <p><b>UNIVERSAL HUMAN VALUES</b> 'Prosperity and Ragging-Interaction'</p> <p> <a href="#">Click here for link</a></p>
Day 13	21-11-2020 (SAT)	<p><b>SIP Batch B</b> </p> <p>[ME, MT, CI, PT, BT, EE, EI, IT]</p> <p><b>YOGA SESSION &amp; ART OF LIVING</b></p> <p> <a href="#">Click here for link</a></p>	<p><b>Expert Lectures</b></p> <p>'Information about General Health'</p> <p>Dr. Ramesh R Varier Managing Director, AVN Arogya Ayurveda Retreat.</p> <p> <a href="#">Click here for Link</a></p>	<p><b>Respective SIP Groups</b> </p> <p>GROUP ACTIVITY SESSION <a href="#">[Refer Appendix I]</a></p> <p> (Link will be shared by Chairperson)</p>	<p><b>SIP Batch A</b> </p> <p>[CS, EC, AI]</p> <p><b>UNIVERSAL HUMAN VALUES</b> 'Relationships (Gratitude, Competition &amp; Co-operation)'</p> <p> <a href="#">Click here for link</a></p>
Day 14	22-11-2020 (SUN)		<p><b>Valedictory Ceremony</b></p> <p> <a href="#">Click here for Link</a></p>		

## Online Student Induction Programme – 2020-2021

Symbols	Represents
	Session streamed through You Tube Link
	Session delivered through Microsoft TEAMS
	Session only for the specific SIP Batch A (CSE, ECE, AI&DS)
	Session only for the specific SIP Batch B (BT, PT, IT, EEE, EIE, MECH, MTR, CIVIL)
	Session delivered in Group wise in Microsoft TEAMS. Chairpersons will share session link on each day.





**(An Autonomous Institution - AFFILIATED TO ANNA UNIVERSITY, CHENNAI)**

**S.P.G.Chidambara Nadar - C.Nagammal Campus**

**S.P.G.C.Nagar, K.Vellakulam - 625 701, (Near Virudhunagar), Madurai District.**

## **Online Student Induction Programme – 2020-2021**

## Online Student Induction Programme – 2020-2021

### Session III - Group Activity Session

#### Schedule (Appendix – I)

Day ↓	Teams →	SIP GROUP (CSE)	SIP GROUP (AI&DS)	SIP GROUP (ECE)	SIP GROUP (BT)	SIP GROUP (IT)	SIP GROUP (Mech & MTR)	SIP GROUP (Others)
9 <sup>th</sup> Nov (Mon)	Inauguration & Department Address							
10 <sup>th</sup> Nov (Tue)	Craft Workshop - <u>Mr. T. Hariprasath</u> AP/EEE	Poster Making - <u>Mr. M.Prithivraj</u> AP/MECH	Communication - <u>Mr. S. Wesley Moses</u> <u>Samdoss</u> , AP/MTR	Project Out of Waste - <u>Mrs. M.Stella Mercy</u> , AP/ECE	Short Film Making - <u>Mrs. S. Athilakshmi</u> AP/IT	Holistic Food - <u>Mr. S.Manibalan</u> AP/BT	Social Networking (Do's and Don'ts) - <u>Dr. S. Vinayagamoothy</u> Associate Prof./ PT	
11 <sup>th</sup> Nov (Wed)	Poster Making – <u>Mr. B.K. Parthipan</u> AP/MECH	Communication - <u>Mr. A. Arul Kumar</u> , AP/MTR	Project Out of Waste – <u>Mrs. S.Nisharani</u> , AP/ECE	Short Film Making - <u>Mrs. V. Vijayalakshmi</u> , AP/IT	Holistic Food - <u>Mrs. M.Soundarya</u> <u>lakshmi</u> , AP/BT	Social Networking (Do's and Don'ts) - <u>Dr. K. Ponprapakaran</u> AP/PT	Craft Workshop – <u>Mrs. V.Chandra</u> AP/EEE	
12 <sup>th</sup> Nov (Thu)	Communication - <u>Mr. G. Sakthivel</u> , AP/MTR	Project Out of Waste - <u>Mrs. T. Prathiba</u> AP/ECE	Short Film Making - <u>Mr. D. Vendhan</u> , AP/IT	Holistic Food - <u>Mrs. M.Soundarya</u> <u>lakshmi</u> , AP/BT	Social Networking (Do's and Don'ts) - <u>Ms. S.Kavitha</u> , AP/EIE	Craft Workshop - <u>Mrs. C.Naga Devi</u> , AP/EEE	Poster Making - <u>Mr. M.Prithivraj</u> AP/MECH	
13 <sup>th</sup> Nov (Fri)	Project Out of Waste – <u>Mrs. P.Muthumari</u> AP/ECE	Short Film Making <u>Mrs. S. Athilakshmi</u> AP/IT	Holistic Food - <u>Dr. A. Ronaldo Anuf</u> AP/BT	Social Networking (Do's and Don'ts) - <u>Mr. S. Ramesh Prabhu</u> , AP/EIE	Craft Workshop – <u>Mrs. V.Chandra</u> AP/EEE	Poster Making – <u>Mr. B.K. Parthipan</u> , AP/MECH	Communication- <u>Mrs. S. Thahira Banu</u> , AP/CIVIL	

## Online Student Induction Programme – 2020-2021

Day ↓	Teams →	SIP GROUP (CSE)	SIP GROUP (AI&DS)	SIP GROUP (ECE)	SIP GROUP (BT)	SIP GROUP (IT)	SIP GROUP (Mech & MTR)	SIP GROUP (Others)
14 <sup>th</sup> Nov (Sat)		<i>Diwali Holiday</i>						
15 <sup>th</sup> Nov (Sun)		Short Film Making - Ms. P. Kaviya AP/IT	Holistic Food - Mr S Manibalan AP/BT	Social Networking (Do's and Don'ts) - Mr M Rajasekaran AP/CSE	Craft Workshop - Mrs C Naga Devi, AP/EEE	Poster Making - Mr A Sankaranarayana Murthy, AP/MECH	Communication- Mrs S Thahira Banu, AP/CIVIL	Project Out of Waste - Dr R S Venkatesan AP/ECE
16 <sup>th</sup> Nov (Mon)		Holistic Food - Mr S Manibalan AP/BT	Social Networking (Do's and Don'ts) - Mr M Rajasekaran AP/CSE	Craft Workshop - Mrs C Naga Devi, AP/EEE	Poster Making - Mr A Sankaranarayana Murthy, AP/MECH	Communication - Mrs. R Sangeetha AP/CIVIL	Project Out of Waste - Mrs M Stella Mercy AP/ECE	Short Film Making - Mr. D. Vendhan AP/IT
17 <sup>th</sup> Nov (Tue)		Social Networking (Do's and Don'ts) - Mrs P Swathika AP/CSE	Craft Workshop - Mr T Hariprasath AP/EEE	Poster Making - Mr B K Parthipan AP/MECH	Communication - Mrs. R Sangeetha AP/CIVIL	Project Out of Waste - Mrs A J Bhuvaneshwari AP/ECE	Short Film Making Mrs. V Vijayalakshmi AP/IT	Holistic Food - Dr A Ronaldo Anuf AP/BT
18 <sup>th</sup> Nov (Wed)		Connection - Dr R Ramya & Ms T Rajashree AP/CSE	Data Analytics using Excel - Dr M Indra Devi & Ms S Janani AP/CSE	Department Specific Application Development - Mr M Ramesh & Mr S Ahyn Rajiv, AP/ECE	Homemade remedies - Medical Biotechnology Dr. S. Karthikumar & Dr. D. Pradiba, BT	Online Treasure Hunt / Mobile App Development- Mr. P. Praveen Kumar Mrs. D. Kavathri Devi, AP/IT	Connections and Assembly & Disassembly Mr B Prabhu & Mr L Loganathan AP/MECH	Explore Your Home I Mr S Jegan AP/EEE Mrs B Noorul Hamitha AP/EEE





## Online Student Induction Programme – 2020-2021

### Session IV – Universal Human Values Session

#### Schedule (Appendix – II)

Day	Date	Batch	UHV Topics	Resource Persons
Day 1	09-11-2020 (MON)	<b>Inauguration Ceremony</b>		
Day 2	10-11-2020 (TUE)	<b>SIP Batch A</b> [CS, EC, AI]	Student Induction Program - What & Why and Right Understanding - 4 Levels of Harmony	<u>Mr. AR. Shiva kumar</u> , AP/Chemistry <u>Mr. N. Siva Kumar</u> , AP/Chemistry
Day 3	11-11-2020 (WED)	<b>SIP Batch A</b> [CS, EC, AI]	Aspirations & Concerns	<u>Dr. Shamim Rishwana</u> , AP/Chemistry <u>Dr. G. Bharathy</u> , AP/Physics
Day 4	12-11-2020 (THU)	<b>SIP Batch A</b> [CS, EC, AI]	Self-Management (Anger, Self Confidence, Peer Pressure)	<u>Dr. M. Hema</u> , ASP/Physics <u>Dr. K. Sakthiraj</u> , AP/Physics
Day 5	13-11-2020 (FRI)	<b>SIP Batch A</b> [CS, EC, AI]	Prosperity and Ragging-Interaction	<u>Dr. N. Sundarrajan</u> , ASP/English <u>Mr. P. Vairamani</u> , AP/English
Day 6	14-11-2020 (SAT)	<b>DIWALI HOLIDAY</b>		
Day 7	15-11-2020 (SUN)	<b>NOT SCHEDULED</b>		
Day 8	16-11-2020 (MON)	<b>SIP Batch A</b> [CS, EC, AI]	Relationships (Gratitude, Competition & Co-operation)	<u>Mr. M. Subakar</u> , AP/Civil <u>Mr. P. Pon Karthikeyan</u> , AP/Civil

## Online Student Induction Programme – 2020-2021

Day	Date	Batch	UHV Topics	Resource Persons
Day 9	17-11-2020 (TUE)	<b>SIP Batch B</b> [ME, MT, CI, PT, BT, EE, EI, IT]	Student Induction Program What & Why and Right Understanding -4 Levels of Harmony	<u>Mr AR Shiva kumar, AP/Chemistry</u> <u>Mr N Siva Kumar, AP/Chemistry</u>
Day 10	18-11-2020 (WED)	<b>SIP Batch B</b> [ME, MT, CI, PT, BT, EE, EI, IT]	Aspirations & Concerns	<u>Dr.Shamim Rishwana, AP/Chemistry</u> <u>Dr.G.Bharathy, AP/Physics</u>
Day 11	19-11-2020 (THU)	<b>SIP Batch B</b> [ME, MT, CI, PT, BT, EE, EI, IT]	Self-Management (Anger, Self Confidence, Peer Pressure)	<u>Dr.M.Hema, ASP/Physics</u> <u>Dr.K.Sakthiraj, AP/Physics</u>
Day 12	20-11-2020 (FRI)	<b>SIP Batch B</b> [ME, MT, CI, PT, BT, EE, EI, IT]	Prosperity and Ragging-Interaction	<u>Dr.N.Sundarrajan, ASP/English</u> <u>Mr P VairaMani, AP/English</u>
Day 13	21-11-2020 (SAT)	<b>SIP Batch B</b> [ME, MT, CI, PT, BT, EE, EI, IT]	Relationships (Gratitude, Competition & Co-operation)	<u>Mr M Subakar, AP/Civil</u> <u>Mr P Pon Karthikeyan, AP/Civil</u>
Day 14	22-11-2020 (SUN)	<b>Valedictory Ceremony</b>		



**(An Autonomous Institution** - AFFILIATED TO ANNA UNIVERSITY, CHENNAI)

S.P.G.Chidambara Nadar - C.Nagammal Campus

S.P.G.C.Nagar, K.Vellakulam - 625 701, (Near Virudhunagar), Madurai District.

# COMPLETE REPORT

(To be submitted to AICTE)

## Online Student Induction Programme – 2020-2021

### About the Institution

Kamaraj College of Engineering and Technology (Autonomous), is a significant addition to the network of educational institutions run for over 125 years by the munificent MahamaiTharappus of Virudhunagar. Named after Bharat Ratna, Karmaveerar, Sri. K. Kamaraj, a selfless visionary who worked for the upliftment of the downtrodden masses, the institution is a standing testimony to the vision of the philanthropists who sought to provide an excellent technical learning ambience to fulfill the needs and aspirations of the urban as well as the unreachable rural strata of the society in this part of the world.

Ever since its inception in the year 1998, Kamaraj College of Engineering and Technology (Autonomous) has been striding majestically in the realm of technical education. It has successfully stepped into its 22<sup>nd</sup> year and has grown up and branched out into a massive tree providing 10 U.G. courses and 6 P.G. courses. 7 departments of the college have been approved as Research Centers by Anna University. The college is located in a sprawling area of 48 acres beside Madurai – Virudhunagar NH – 44. The institution is approved by All India Council for Technical Education (AICTE), New Delhi and affiliated to Anna University, Chennai. It is accredited by NAAC with “A” grade. **We feel proud to inform that our college has been placed in the rank band of 251-300 in NIRF-2020 Ranking.**

### About SIP 2020

Student Induction Programme is a multi-pronged approach authorized by AICTE to help the freshers enrolled in engineering institutions across the country to adapt to the ensuing academic engineering ambience enthusiastically. Staff in charges of the student induction programme work closely with the newly joined students in making them feel comfortable, allow them to explore their academic interests and activities, reduce competition and make them work for excellence, promote bonding within them, build relations between teachers and students, give a broader view of life, and build character.

#### DAY 1- 09-11-2020 - INAUGURATION

The inauguration of First year's Student Induction Program (SIP-2020) on 19/11/2020 through Online mode was initiated with a prayer song by Ms B. Nithya Kalyani of IV B.Tech Biotechnology. Our beloved Principal, Prof. Anant Achary welcomed the gathering with his warm greetings. Felicitation to the freshers was given by our respected Secretary, Er. Thiru S. P. G. C. Srimurugan. The various labs, buildings and highlights of our college were introduced to the students of First Year by our Principal, Prof. Anant Achary. Dr. M. Vasanthi, Vice Principal & Dean-Academic courses, who is also the Head of Department of Biotechnology, explained clearly about the Role of parents along with teachers in moulding the students for their successful future. The







## Online Student Induction Programme – 2020-2021

importance of SIP was explained to the students by Dr M. Vasanthi. Vote of thanks was proposed by Dr K.Geetha, First Year Coordinator and Associate Professor, Department of Biotechnology. The program ended with National Anthem. The entire programme was broadcast live on Kamaraj College's YouTube channel through Live Streaming which was witnessed by all the first year students and their parents along with other guests.


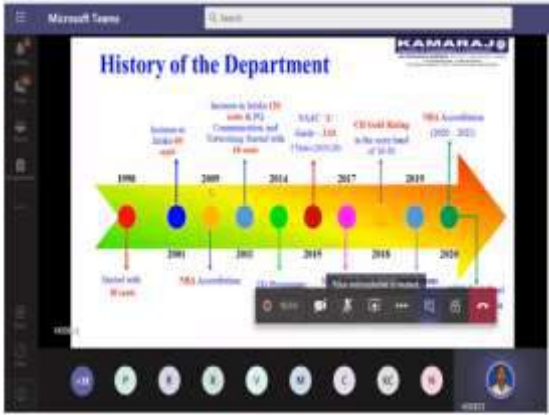
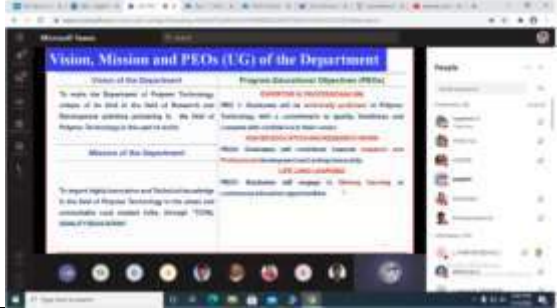




### HOD's Introduction to Departments

All the HoD's gave an introduction of their department to their respective departments with the department profile, vision, mission, PEO's, PSO's, PO's of the corresponding department, Faculty profiles, Department Infrastructure, Student Achievements, Faculty Achievements and the Career scope for the department along with the skill sets required to achieve a good career.

		
Department of Biotechnology		Department of Civil Engineering
		
Department of Computer Science Engineering & Department of Artificial Intelligence and Data Science		Department of Information Technology

## Online Student Induction Programme – 2020-2021

		
Department of Mechanical Engineering and Mechatronics		Department of Electronics and Communication Engineering
		
Department of Polymer Technology		Department of Electrical and Electronics Engineering
		
Department of Electrical and Instrumentation Engineering		

## Online Student Induction Programme – 2020-2021

### Session 1: Yoga Session and Art of Living

Yoga and Art of Living sessions were conducted as two batches of Batch A consisting of Computer Science Engineering, Electronics and Communication Engineering, Artificial Intelligence and Data Science and Batch B consisting of Mechanical Engineering, Mechatronics Engineering, Civil Engineering, Polymer Technology, BioTechnology, Electrical and Electronics Engineering, Electrical and Instrumentation Engineering and Information Technology.

#### Schedule

Day	Date	Topic	Batch
2	10-11-2020	Yoga Art of living – Happiness – How to live a happy life	Batch A
3	11-11-2020	Yoga Art of living – Self Belief	Batch A
4	12-11-2020	Yoga Art of living – Happiness – Self Disciplined	Batch A
5	13-11-2020	Yoga Art of living – Healthy and Positive living	Batch A
8	16-11-2020	Yoga Art of living – Break out of your comfort zone	Batch A
9	17-11-2020	Yoga Art of living – Happiness – How to live a happy life	Batch B
10	18-11-2020	Yoga Art of living – Self Belief	Batch B
11	19-11-2020	Yoga Art of living – Happiness – Self Disciplined	Batch B
12	20-11-2020	Yoga Art of living – Healthy and Positive living	Batch B
13	21-11-2020	Yoga Art of living – Healthy and Positive living	Batch B

**Day 2 on 10-11-2020 for Batch A and Day 9 on 17-11-2020 for Batch B**

#### Yoga:

Students were taught warm up exercises, breathing exercises and asanas. Yoga is the oldest system of personality development in the world encompassing body, mind and spirit. The yogic breathing exercises known as pranayama revitalize the body and help to control the mind, leaving us feeling calm and refreshed and the practice of meditation gives increased clarity, mental power and concentration. The yoga postures or Asanas exercise every part of the body, stretching and toning the muscles and joints, the spine and the entire skeletal system. And they work not only



## Online Student Induction Programme – 2020-2021

on the body's frame but on the internal organs, glands and nerves as well, keeping all systems in radiant health.

### Art of Living: Happiness - How to live a happy life!

Students were enlightened about how to live a happy life. The highlighted points were Happiness is a state, not a trait; in other words, it isn't a long-lasting, permanent feature or personality trait, but a more fleeting, changeable state. We all want to be happy. But we sometimes think of happiness as a thing that happens to us — something we have no control over. It's easy to link the idea of happiness with the situation we're in.

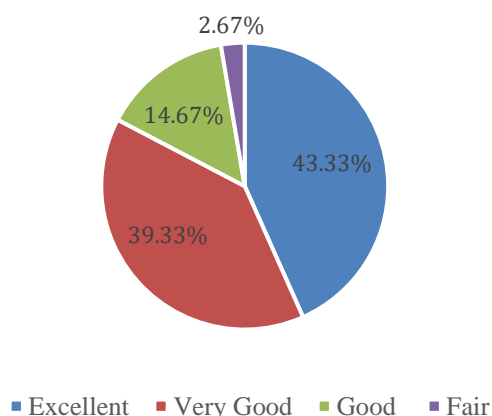
A big part of how happy we are depending on our mindset, the habits we practice, and the way we live each day. By learning the key ingredients of happiness, we can use them to become happier. Feeling some positive emotions every day has a big effect on our happiness and well-being. Even simple actions like playing with a child or a pet or going for a walk outdoors can inspire these feelings. Difficult emotions are a fact of life. But the way we handle them makes all the difference.

### Feedback analysis – From 150 Responses – 10-11-2020 – Batch A

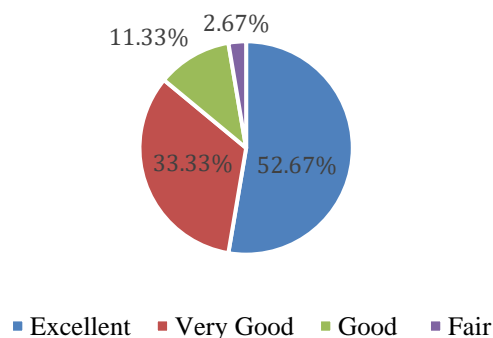
The students told that

- the art of living session was really inspiring.
- No negative comments were received

#### Rate the Today's Yoga Session



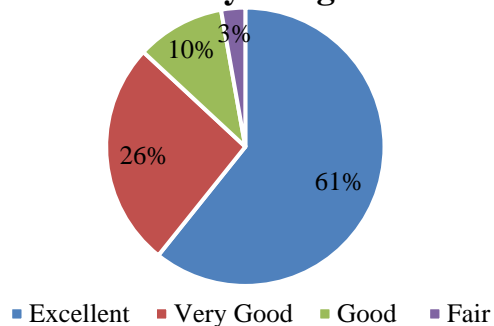
#### Rate the Level of information obtained from the videos about the art of living



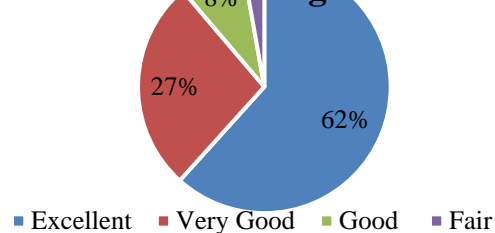
## Online Student Induction Programme – 2020-2021

**Feedback Analysis – From 150 Responses – 17-11-2020 – Batch B**

**Rate the today's Yoga Session**



**Rate the level of information obtained from the videos about the art of living ?**



The students said that the art of living can be valued by valuable ideas

They also said that the yoga session was very useful to them.



**Day 3 on 11-11-2020 for Batch A and Day 10 on 18-11-2020 for Batch B**

### **Yoga:**

Students were taught warm up exercises followed by asanas.

1. Pawanmukta Asana
2. Markatasana
3. Nauka Asana

In the end meditation was done. Steps for meditation

1. Get comfortable and prepare to sit still for a few minutes. Focus on your own natural inhaling and exhaling of breath.
2. Focus on your breath. Try to keep your attention on your inhale and exhale.
3. Follow your breath for two minutes. Take a deep inhale, expanding your belly, and then exhale slowly, elongating the out-breath as your belly contracts.

## Online Student Induction Programme – 2020-2021

### Art of Living - Self Belief

Students were enlightened about Self-belief. The highlighted points were self-belief encompasses the belief in your values, skills, knowledge, and abilities and it is very important because it affects a person's lifestyle and choices. A person without self-belief will constantly downplay their abilities while settling for less than what they deserve. On the other hand, a person with self-belief knows their worth and value.

For instance, when people with no self-belief see a job vacancy with the skills they possess, they may pass up on it or apply half-heartedly because they believe that they are not good enough for the job. People with self-belief, on the other hand, will pursue the job wholeheartedly because they believe that they are well-qualified for the job.

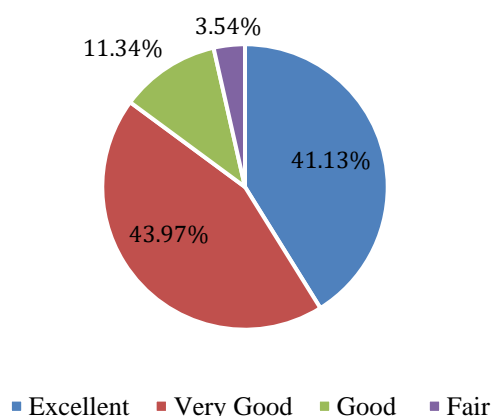
In the end, people without self-belief may end up working a low paying job and living at the mercy of others for the rest of their lives. Meanwhile, people with self-belief will move from that job to a better one and might eventually get to the peak of their careers.

This example shows that while self-belief might seem small or inconsequential, it can affect our entire lives both directly and indirectly. Self-belief motivates people to explore their potentials and this motivation may lead to the achievement of goals and aspirations.

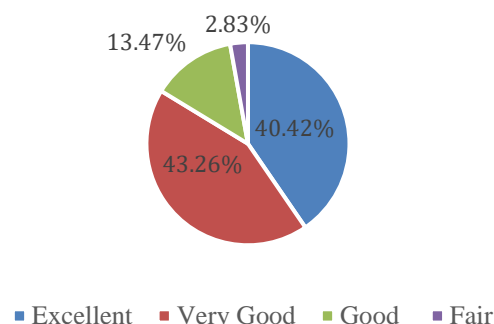
### Feedback analysis – From 141 Responses – 11-11-2020 – Batch A

The students felt that the yoga session timing can be changed

**Rate the today's Yoga Session**



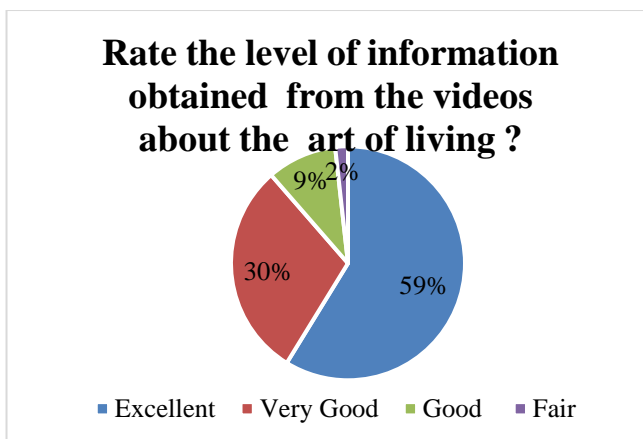
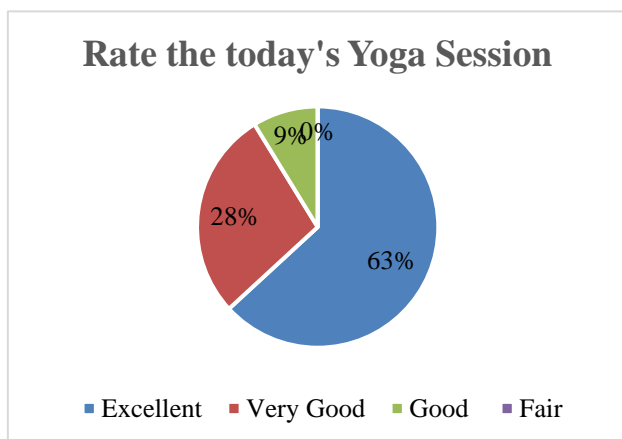
**Rate the Level of information obtained from the videos about the art of living**



## Online Student Induction Programme – 2020-2021

### Feedback analysis – From 114 Responses – 18-11-2020 – Batch A

The yoga section is super. They also said that they learnt many new things about yoga and art of living



### Day 4 on 12-11-2020 for Batch A and Day 11 on 19-11-2020 for Batch B

#### Yoga:

Students were recalled warm up exercises followed by asanas.

1. Pawanmukta Asana
3. Markatasana
4. Nauka Asana

In the end meditation was done. Steps for meditation

1. Get comfortable and prepare to sit still for a few minutes. Focus on your own natural inhaling and exhaling of breath.
2. Focus on your breath. Try to keep your attention on your inhale and exhale.
3. Follow your breath for two minutes. Take a deep inhale, expanding your belly, and then exhale slowly, elongating the out-breath as your belly contracts.

#### Art of Living - Self Discipline

Students were enlightened about Self-discipline. The highlighted points were it is the ability to do what you should be doing. Self-discipline often means putting off your immediate comfort or wishes in favor of long term success. For example, if you want to become physically fit, you might endure the short-term discomfort of 5:00 a.m. gym times to attain the long term benefits of being healthy and feeling great.

Self-discipline is different from self-motivation or willpower. Motivation and willpower contribute to it, as do persistence, the ability to follow through on your intentions, and hard work. It helps you stick with and achieve tough goals that you set for yourself. Self-discipline also enables

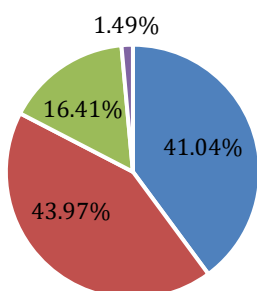
## Online Student Induction Programme – 2020-2021

you to keep going through to great success, despite what others might see as seemingly insurmountable odds.

It can also improve learning and enhance performance. Studies have shown that students with a high degree of self-discipline retained more knowledge than those without self-discipline. Additionally, researchers discovered that students with strong self-discipline were more careful in their tasks, which improved their performance. Research has also shown that measuring a person's level of self-discipline is a more accurate predictor of success than measuring their IQ.

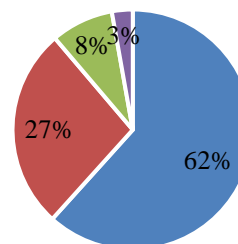
### Feedback analysis – From 134 Responses – 12-11-2020 – Batch A

#### Rate the today's Yoga Session



■ Excellent ■ Very Good ■ Good ■ Fair

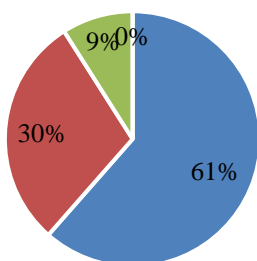
#### Rate the level of information obtained from the videos about the art of living ?



■ Excellent ■ Very Good ■ Good ■ Fair

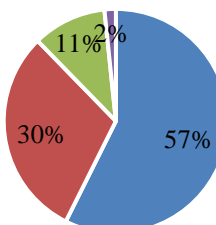
### Feedback analysis – From Responses – 19-11-2020 – Batch B

#### Rate the today's Yoga Session



■ Excellent ■ Very Good ■ Good ■ Fair

#### Rate the level of information obtained from the videos about the art of living ?



■ Excellent ■ Very Good ■ Good ■ Fair



## Online Student Induction Programme – 2020-2021

**Day 5 on 13-11-2020 for Batch A and Day 12 on 20-11-2020 for Batch B**

### **Yoga:**

Today students were taught warm up exercises followed by asanas.

1. Navasana
2. Vajrasana

In the end meditation was done. Steps for meditation

1. Get comfortable and prepare to sit still for a few minutes. Focus on your own natural inhaling and exhaling of breath.
2. Focus on your breath. Try to keep your attention on your inhale and exhale.
3. Follow your breath for two minutes. Take a deep inhale, expanding your belly, and then exhale slowly, elongating the out-breath as your belly contracts.

### **Art of Living - Healthy and positive living**

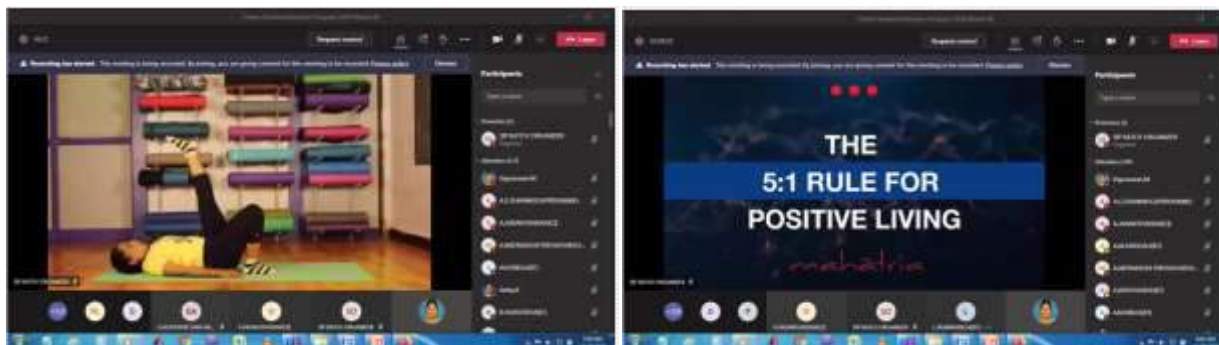
Students were enlightened about Healthy and positive living. Few highlighted points are Positive thinking just means that you approach unpleasantness in a more positive and productive way. You think the best is going to happen, not the worst. It often starts with self-talk. Self-talk is the endless stream of unspoken thoughts that run through your head. These automatic thoughts can be positive or negative.

Health benefits that positive thinking may provide include:

- Increased life span
- Lower rates of depression
- Lower levels of distress
- Greater resistance to the common cold
- Better psychological and physical well-being
- Better cardiovascular health and reduced risk of death from cardiovascular disease
- Better coping skills during hardships and times of stress

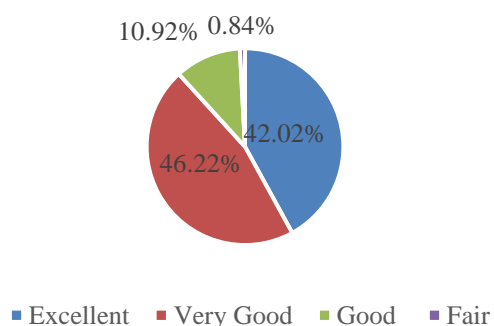
Eating a healthy diet is not about strict limitations, staying unrealistically thin, or depriving yourself of the foods you love. Rather, it's about feeling great, having more energy, improving your health, and boosting your mood.

## Online Student Induction Programme – 2020-2021

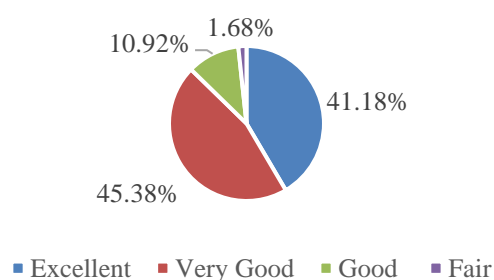


**Feedback analysis – From 119 Responses – 13-11-2020 – Batch A**

### Rate the today's Yoga Session



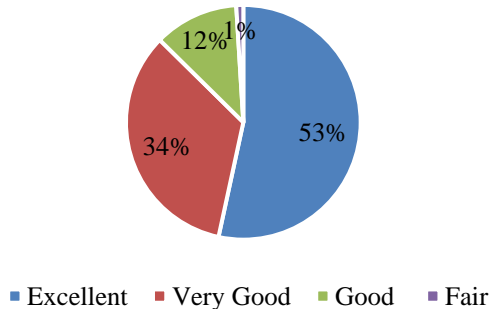
### Rate the Level of information obtained from the videos about the art of living



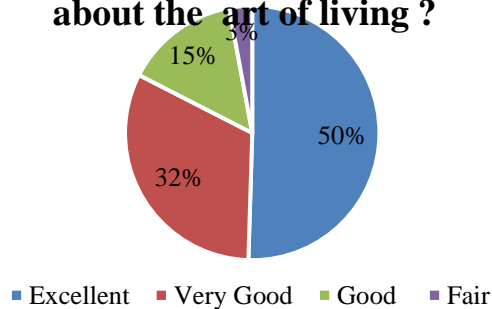
## Feedback analysis – From Responses – 20-11-2020 – Batch B

They commented that yoga session is very useful and interesting

### Rate the today's Yoga Session



### Rate the level of information obtained from the videos about the art of living ?



## Online Student Induction Programme – 2020-2021

**Day 8 on 16-11-2020 for Batch A and Day 13 on 21-11-2020 for Batch B**

### Yoga:

Today students were taught warm up exercises followed by asanas.

1. Surya Namaskar

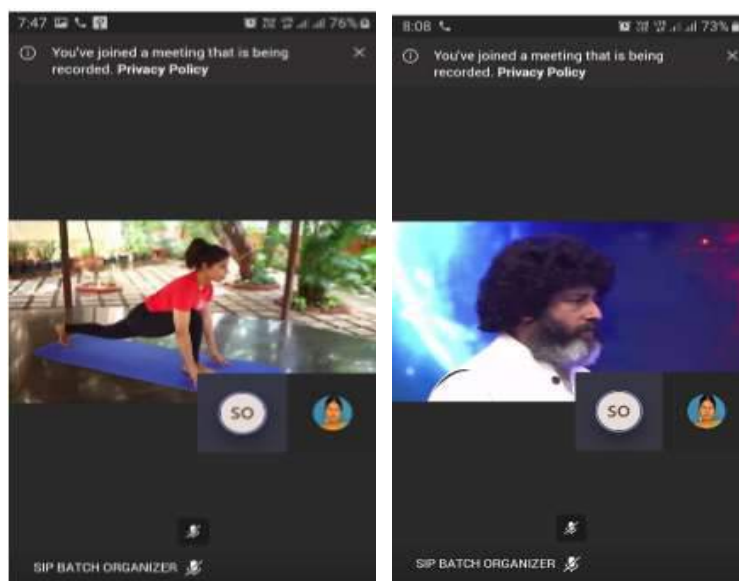
In the end meditation was done. Steps for meditation

1. Get comfortable and prepare to sit still for a few minutes. Focus on your own natural inhaling and exhaling of breath.
2. Focus on your breath. Try to keep your attention on your inhale and exhale.
3. Follow your breath for two minutes. Take a deep inhale, expanding your belly, and then exhale slowly, elongating the out-breath as your belly contracts.

### Art of Living - Break out of your comfort zone

Students were enlightened about stepping out of the comfort zone. The highlighted points were the ability to take risks by stepping outside your comfort zone is the primary way by which we grow. But we are often afraid to take that first step. In truth, comfort zones are not really about comfort, **they are about fear**. Break the chains of fear to get outside. Once you do, you will learn to enjoy the process of taking risks and growing in the process.

Most people want certain things in life, –a nice home, a comfortable bank account, loving relationships, or a rewarding career. They wish that life was better, or that they had more, or that things somehow were different. To change this cycle, focus instead on thinking, talking and writing about the reality you want to create. You must flood your unconscious with thoughts and images of this new reality.



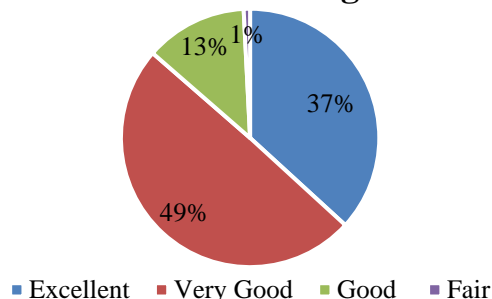


## Online Student Induction Programme – 2020-2021

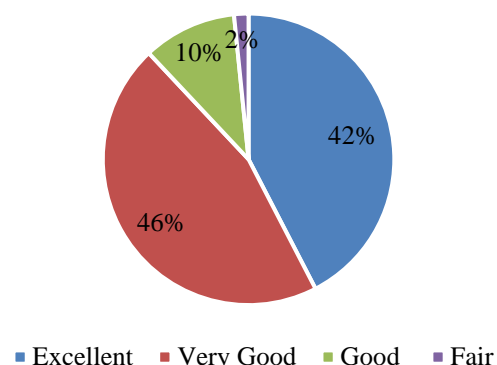
### Feedback analysis – From 125 Responses – 16-11-2020 – Batch A

The students felt that the yoga session was very useful.

**Rate the level of information  
obtained from the videos about  
the art of living ?**

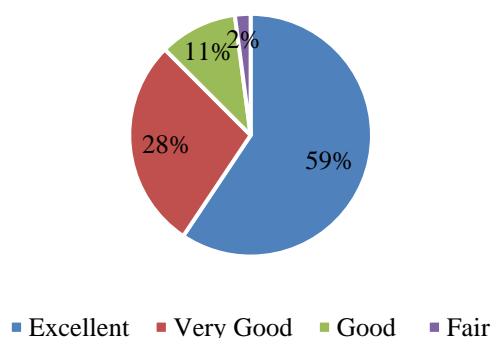


**Rate the today's Yoga Session**

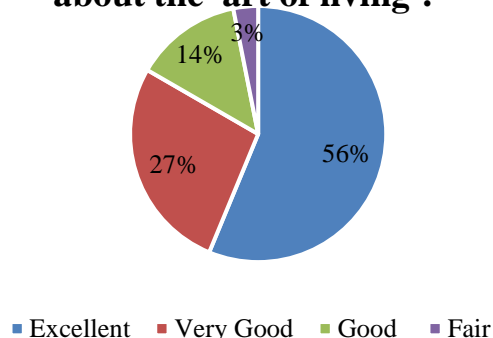


### Feedback analysis – From Responses – 21-11-2020 – Batch B

**Rate the today's Yoga  
Session**



**Rate the level of information  
obtained from the videos  
about the art of living ?**



## Online Student Induction Programme – 2020-2021

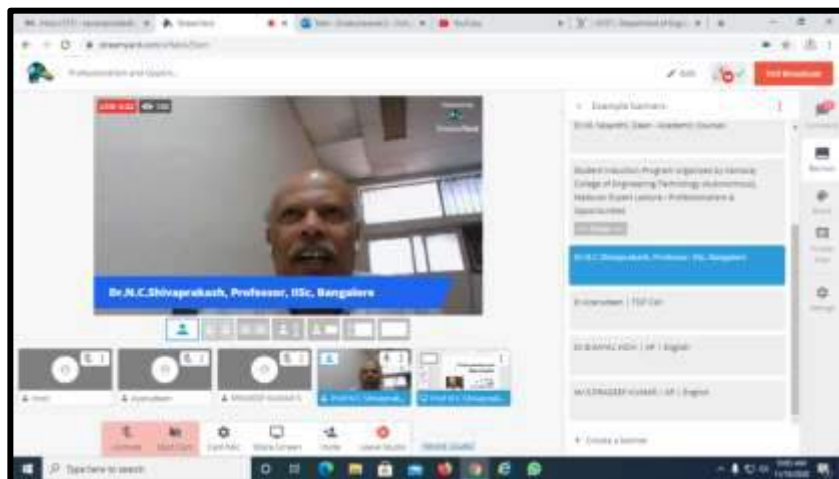
### Session 2: Expert Lectures

#### Schedule

Day	Date	Topic	Resource Person	Link
2	10-11-2020	Professionalism and Opportunities	Dr. N.C. Shivaprakash	<a href="https://tinyurl.com/SIP-Expert-Lecture-1">https://tinyurl.com/SIP-Expert-Lecture-1</a>
3	11-11-2020	Values for Engineering	Dr. R. Vanniarajan	<a href="https://tinyurl.com/SIP-Expert-Lecture-2">https://tinyurl.com/SIP-Expert-Lecture-2</a>
4	12-11-2020	School to college – Transition Phase	Dr. Hema Gopal	<a href="https://tinyurl.com/SIP-Expert-Lecture-3">https://tinyurl.com/SIP-Expert-Lecture-3</a>
5	13-11-2020	Why Engineering?	Dr. Anant Achary	<a href="https://tinyurl.com/SIP-Expert-Lecture-4">https://tinyurl.com/SIP-Expert-Lecture-4</a>
7	15-11-2020	Opportunities in Defence Sectors	Lt. Commander Kavin Sakthi Saravanan K	
8	16-11-2020	Medical Instruments	JC HGF R. Somnath Babu	<a href="https://tinyurl.com/SIP-Expert-Lecture-6">https://tinyurl.com/SIP-Expert-Lecture-6</a>
9	17-11-2020	Communication Skill Development	Mr. Jayaram Umasankar	<a href="https://tinyurl.com/SIP-Expert-Lecture-7">https://tinyurl.com/SIP-Expert-Lecture-7</a>
10	18-11-2020	Overview of Indian Agriculture	Er. Krishnasamy	<a href="https://tinyurl.com/SIP-Expert-Lecture-8">https://tinyurl.com/SIP-Expert-Lecture-8</a>
11	19-11-2020	Indian Constitution	Mr. M. M. Iqbal, Advocate	<a href="https://tinyurl.com/SIP-Expert-Lecture-9">https://tinyurl.com/SIP-Expert-Lecture-9</a>
12	20-11-2020	Indian Architecture – A Historical Perspective	Dr. S. Kannan	<a href="https://tinyurl.com/SIP-Expert-Lecture-10">https://tinyurl.com/SIP-Expert-Lecture-10</a>
13	21-11-2020	Information about General Health	Dr. Ramesh R Varier	<a href="https://www.youtube.com/watch?v=UUb0ZlZyZgg">https://www.youtube.com/watch?v=UUb0ZlZyZgg</a>

## Online Student Induction Programme – 2020-2021

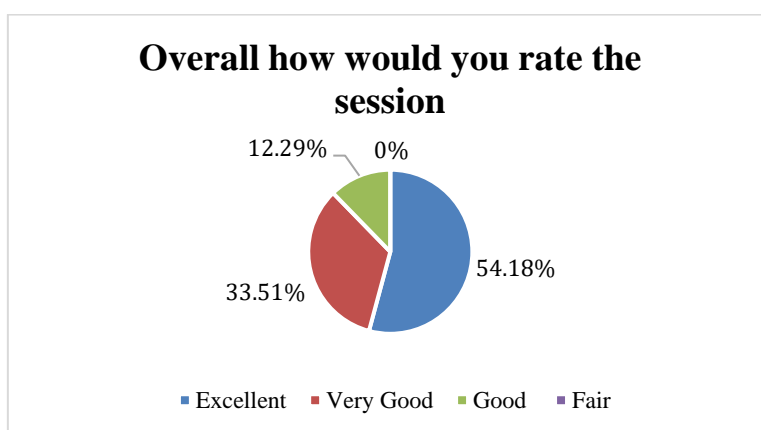
**Day 2 (10-11-2020) – Professionalism and Opportunities – Dr. N. C. Shivaprakash**



Dr N. C. Shivaprakash, Professor from IISc Bangalore delivered a lecture on 'Professionalism & Opportunities'. He gave a close look at the role of students, Education 4.0, OBE, Teaching Learning Strategies, Nine trends, AICTE platforms, Virtual Labs and Future Technology.

### Feedback Analysis : From 179 Responses

The students have given a very good feedback and they felt that the session was nice and helpful to learn about Engineering. They commented that the session was motivating as well as enthusiastic except one who felt sleep.



## Online Student Induction Programme – 2020-2021

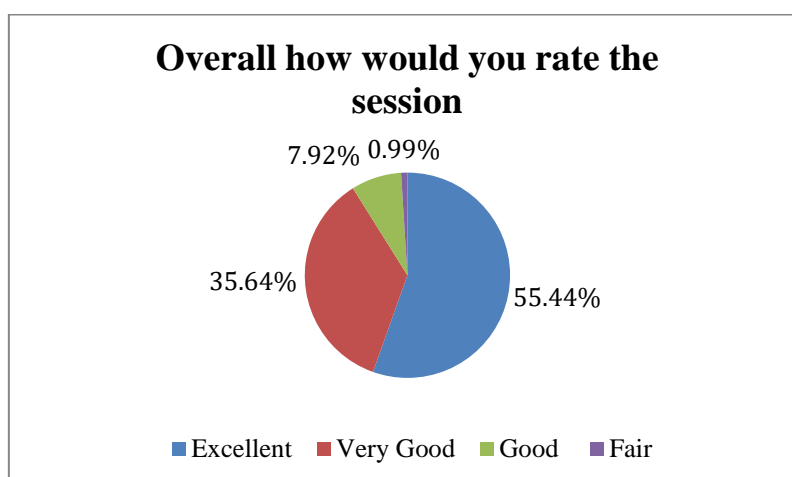
**Day 3 (11-11-2020) - Values for Engineering – Dr. R. Vanniarajan**



Dr. R.Vanniarajan, Former Principal of Vivekananda College delivered a lecture on ‘Values for Engineering Students’. His talks covered American author Will Durant for his writing about India, Dr. Arnold Toynbee – History of civilisation and other historical marvels in India.

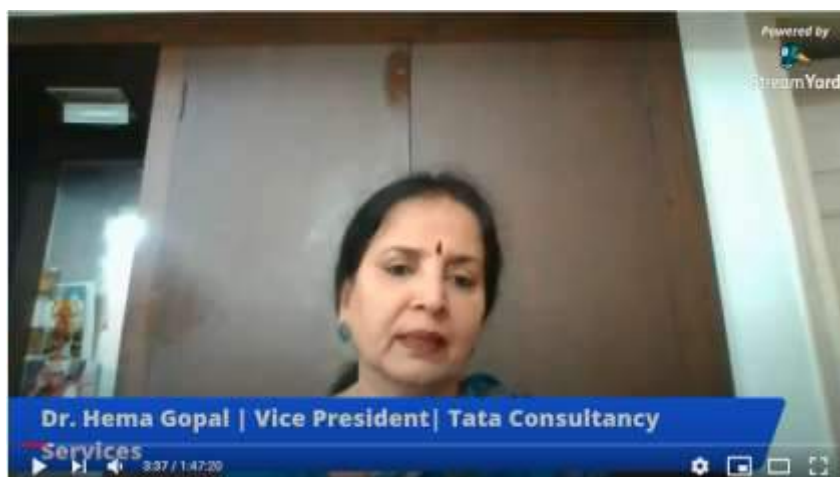
### Feedback Analysis: From 202 Responses

The students felt that the speech was valuable motivating with inspiring stories. The speaker had given the values of Engineering and ancient historical news which was liked by the students very much.



## Online Student Induction Programme – 2020-2021

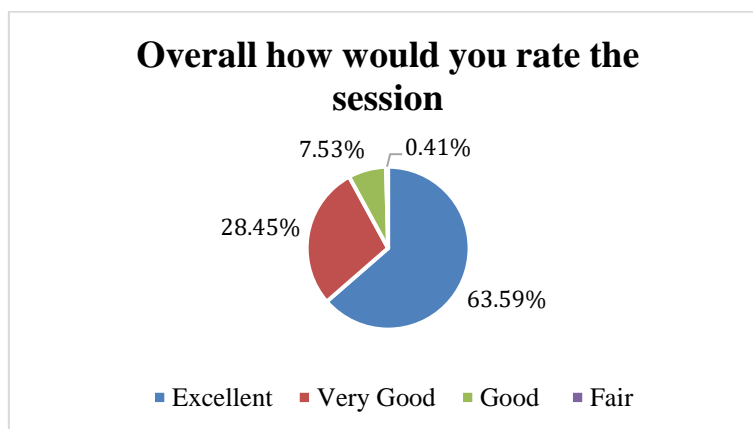
Day 4 (12-11-2020) - School to college – Transition Phase – Dr. Hema Gopal



Dr. Hema Gopal, Vice President at Tata Consultancy services delivered a lecture on ‘School to College - Transition Phase’ in which she emphasized the difference between classrooms, online classes and expert talks. She also addressed upon How to Learn to Unlearn, Reaction versus Response, Top 7 best programming languages to learn, Ambition versus Reality, Conventional Thinking and Disruptive Technologies. She concluded her speech with a motivation that communication + attitude + Team work + Decision making skills will be the key to success.

### Feedback Analysis : From 239 Responses

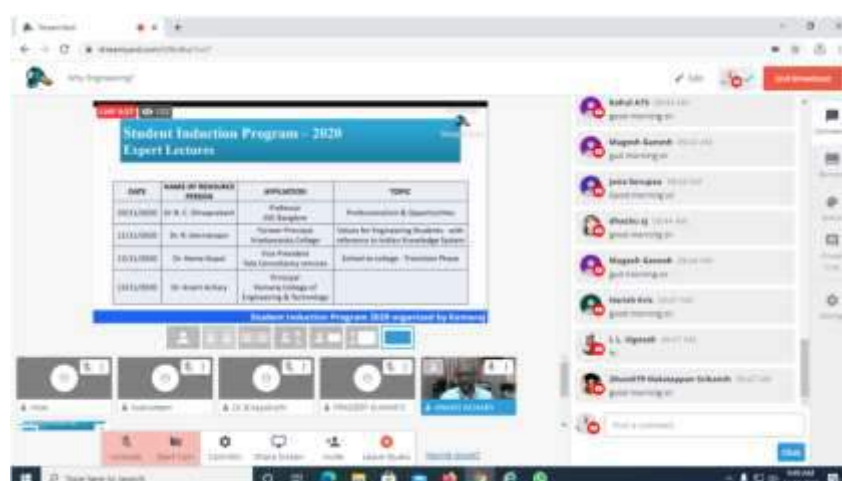
The session was fabulous with very useful guidelines about placements and enable the students to visualize the difference between school education and college education. Overall, they had a good experience and enjoyed a lot.





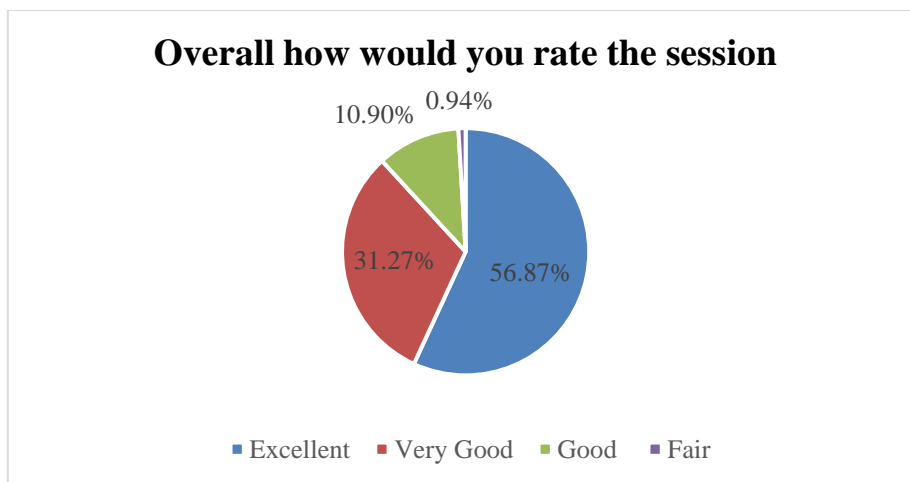
## Online Student Induction Programme – 2020-2021

**Day 5 (13-11-2020) – Why Engineering? – Dr. Anant Achary**



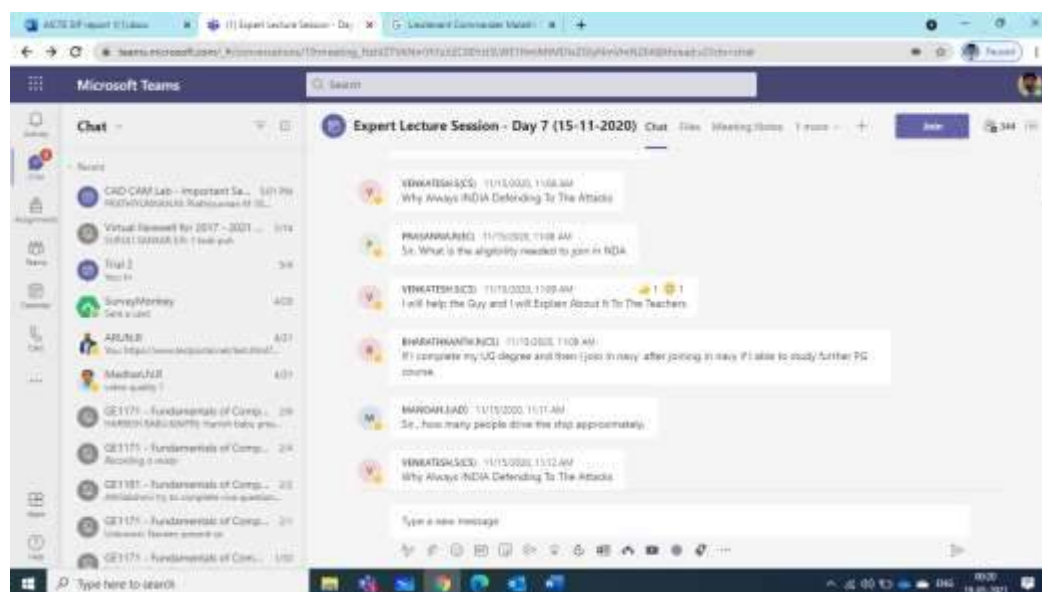
## Online Student Induction Programme – 2020-2021

Finally, they felt that their decision of choosing engineering as their carrier was the right choice from the speech.

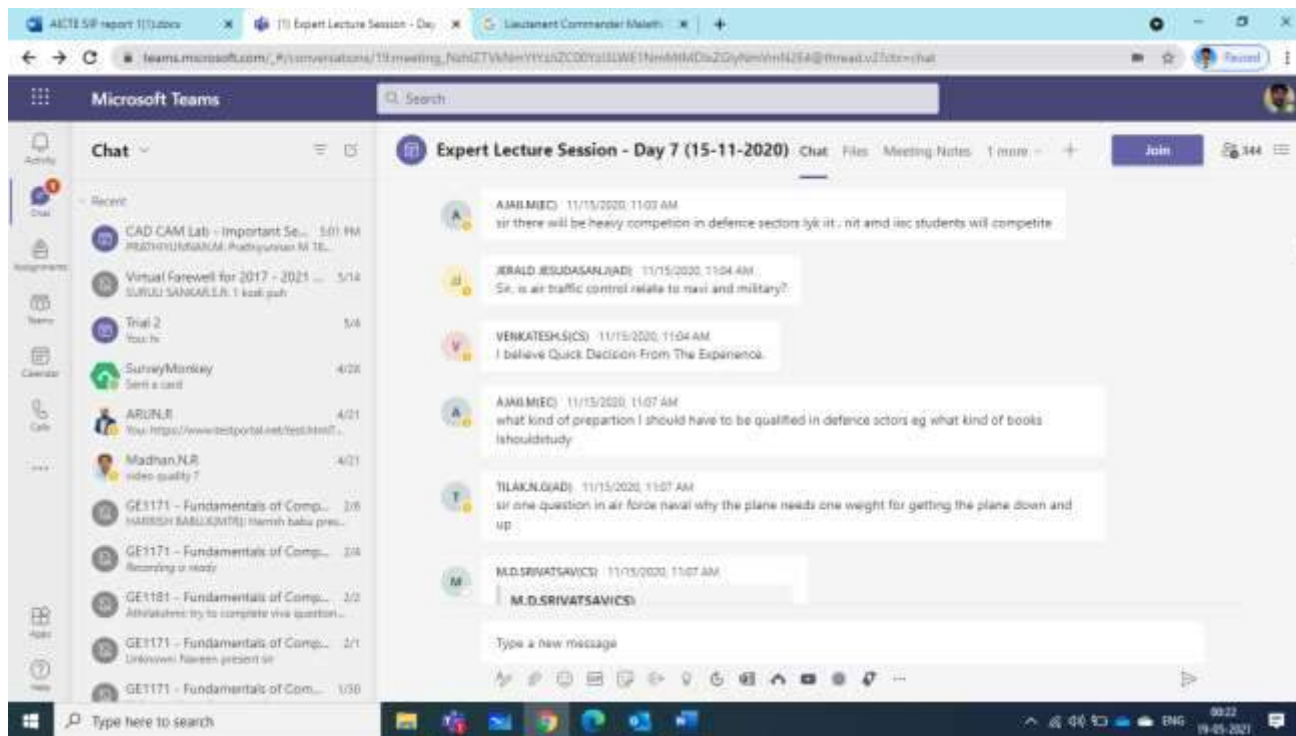


### Day 7 (15-11-2020) – Opportunities in Defence Sectors - Lt. Commander Kavın Sakthi Saravanan K

Kavın Sakthi Saravanan, Lieutenant Commander, Indian Navy officer delivered the session to the students about ‘Opportunities in Defence Sectors’. Some of the points shared with our students gave a close look at Maritime India, Exclusive Economic zone, Offshore Oil production, Marine Fisheries, Skill India Initiatives, Awareness on Navy, Training command which are informative and interesting. The information related to the roles of the navy is really an eye opener to our students.

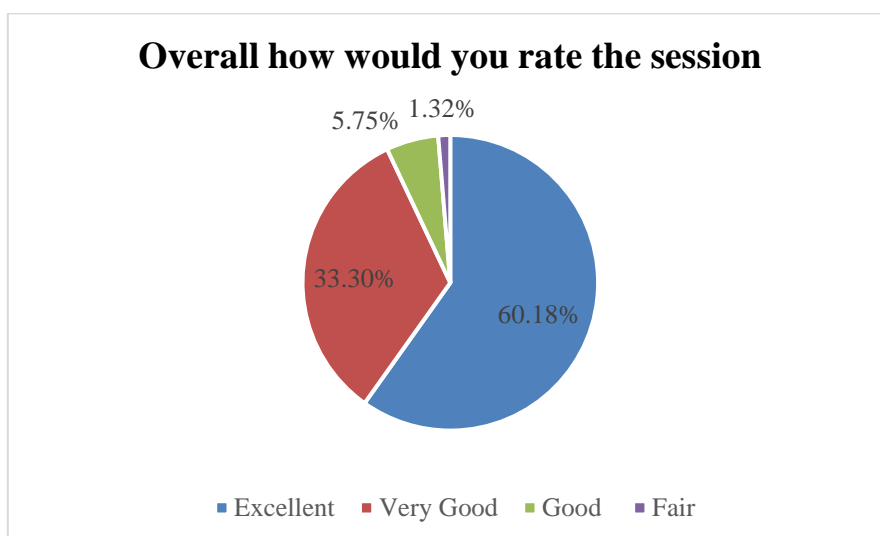


## Online Student Induction Programme – 2020-2021



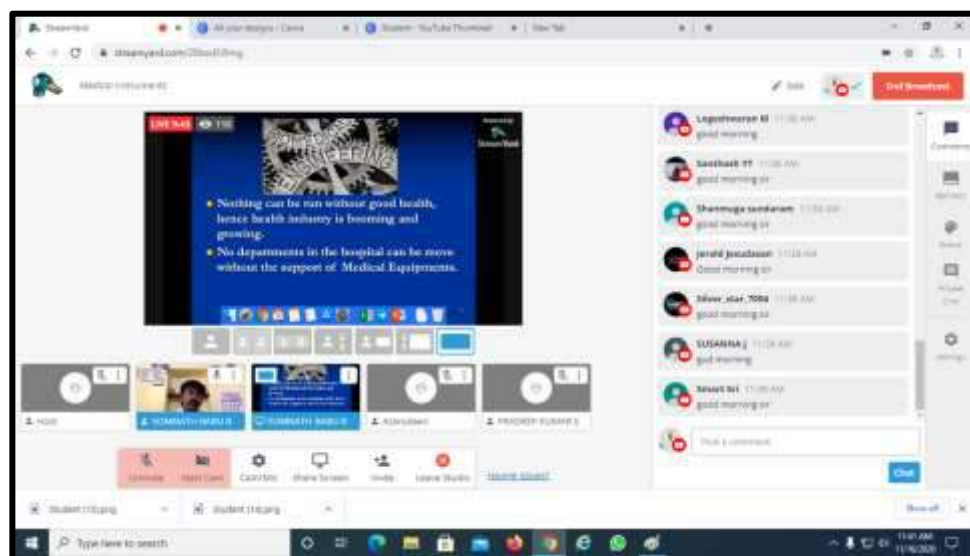
### Feedback Analysis : From 223 Responses

The lecture was very informative and fabulous. The students gained knowledge about defense sector and also got to know the roles of Engineering and opportunities in Navy department. The session was very motivational and amazing one which had given a good exposure about the defense sectors.



## Online Student Induction Programme – 2020-2021

Day 8 (16-11-2020) – Medical Instruments – JC HGF R. Somnath Babu



JC HGF Somnath Babu R, Business Director of Shree Mediks enlightened the students about Medical Instruments. In this session, he explained about hospital infrastructure and various medical instruments used in different hospitals. He categorized the medical instruments as

1. Domestic range
2. Fundamental range
3. Specialization range
4. Accessories range
5. Disposables.

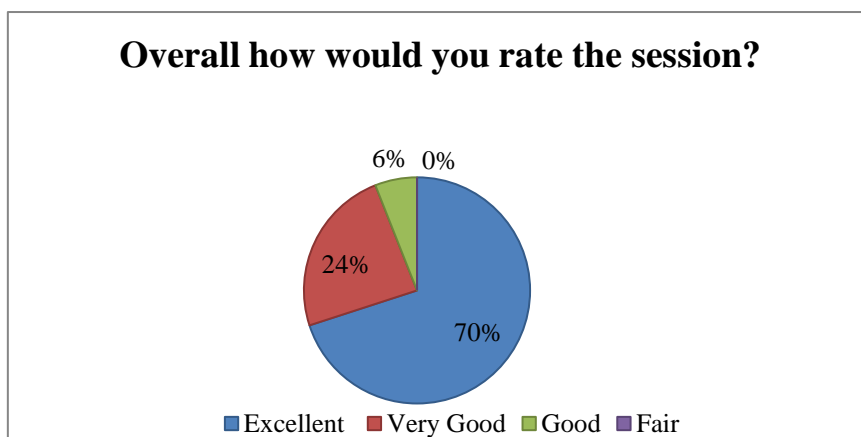


## Online Student Induction Programme – 2020-2021

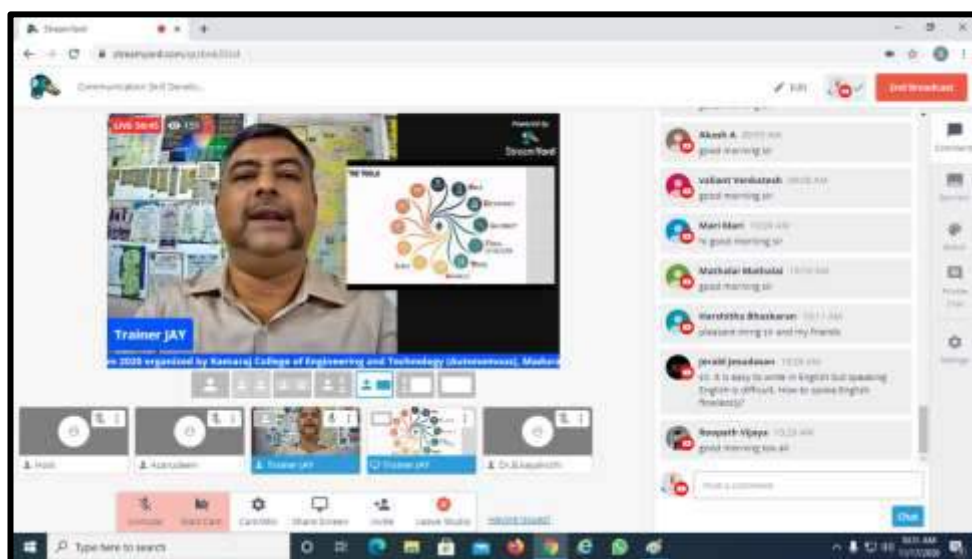
He gave some examples of the instruments and he quoted the instruments uses and working principles. He also discussed the various medical instruments that are used in Operation Theatres.

### Feedback Analysis : From 100 Responses

The lecture was awesome and very useful in this pandemic period(corona) as the students learnt a very useful details about medicines and medical instruments used in the field of Biotechnology. Some students found it quite interesting and requested more videos explaining Biological concepts and structures.



### Day 9 (17-11-2020) – Communication Skill Development – Mr. Jayaram Umasankar



Mr. Jayaraman Umasankar, Corporate trainer from Vibha Consultancy delivered a lecture on ‘Communication Skill Development’. He discussed the 5 modes of communication namely face to face, group, mass, distant and written. If the students want to be effective in these five modes of

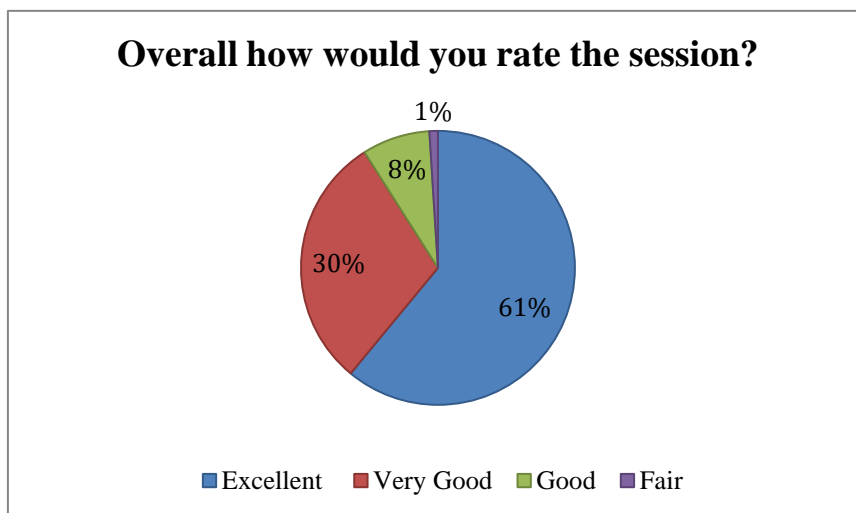


## Online Student Induction Programme – 2020-2021

communication, they should be strong in the 5C concept – Clear, Correct, Concise, Complete and Compelling. He also explained about the barriers that affect communication.

### Feedback Analysis : From 144 Responses

The speaker was worth listening as he conveyed all the points such as how to develop attractive communication skills, how to get rid of nervousness and how to overcome stage fear in a nutshell. The content delivery was very interesting which helped the students to get a clear view about their own communications skills and also got to know the ways and tricks to be followed to enhance communicative talent.



### Day 10 (18-11-2020) – Overview of Indian Agriculture – Er. Krishnasamy

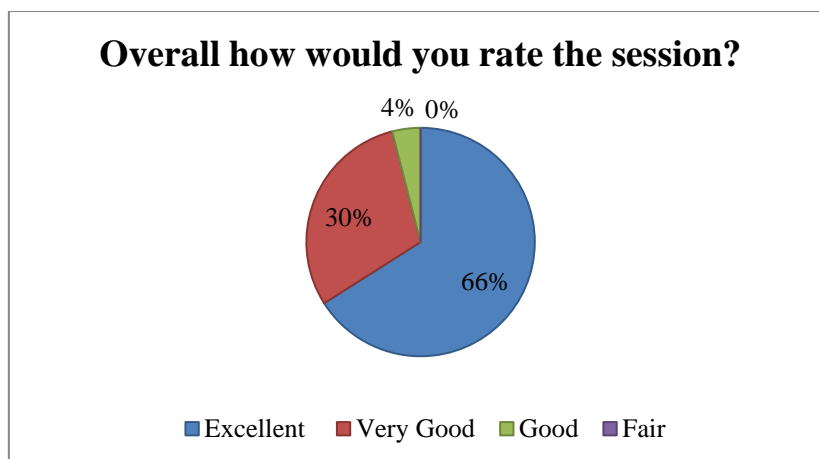


## Online Student Induction Programme – 2020-2021

Er.Krishnasamy, Retd. Executive Engineer , Agriculture Department delivered a lecture on ‘Overview of Indian Agriculture’. He described the ancient agricultural practices and the types of agriculture in Tamilnadu - irrigation and rain fed irrigation. Vaigai, Cauvery and Thamirabarani are the main rivers used for irrigation in Tamilnadu. He explained about Green Revolution in India and its drawbacks, water management system and modernization of irrigation practices.

### Feedback Analysis : From 114 Responses

The students found that the lecture was very valuable and which was very helpful to learn about modern techniques, modern equipments in agriculture and also, they got to know about the various soil types. Overall, they commented that the topic was very wonderful which needs to be discussed in this crucial current situation.



### Day 11 (19-11-2020) – Indian Constitution – Mr. M. M. Iqbal, Advocate



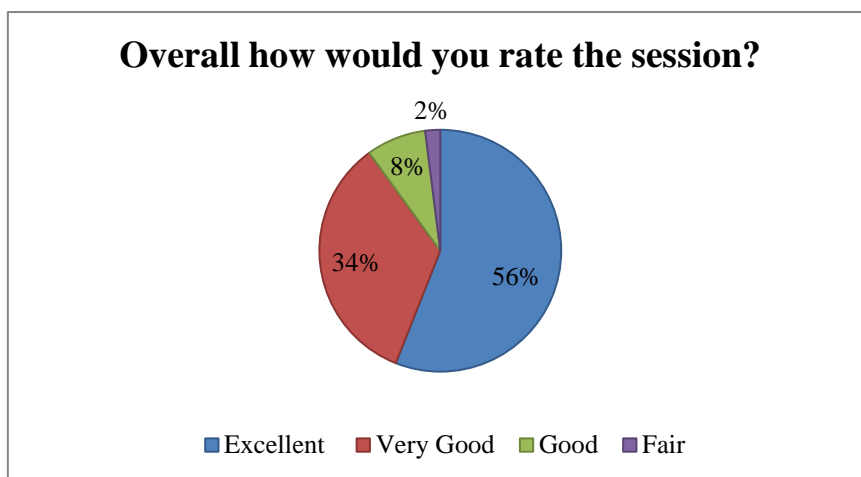
Mr. M. M. Iqbaal, Advocate, Madras High Court briefed the students about ‘Indian Constitution’. He spoke about the chief architect of the Indian constitution Dr. B. R. Ambedkar and

## Online Student Induction Programme – 2020-2021

described India as the lengthiest Constitution in the world. He also classified the Indian constitution as Union and its territory, Citizenship and Fundamental rights. He also made the students aware about articles 14 to 32 and some amendments.

### Feedback Analysis : From 170 Responses

The lecture was very excellent informative and helpful to the students to learn about articles and laws existing in Indian constitution. The students were very thankful for the valuable and wonderful session which enlightened them regarding rules and acts in the constitution.



### Day 12 (20-11-2020) – Indian Architecture – A Historical Perspective – Dr. S. Kannan

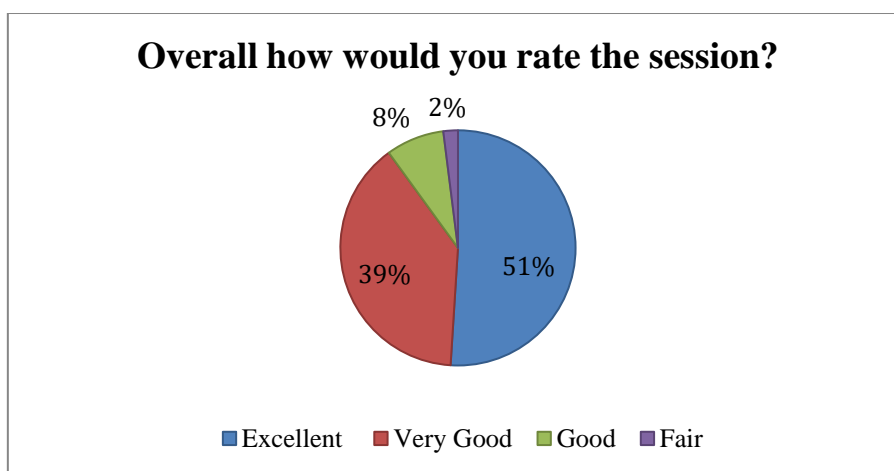


Dr.S. Kannan, Associate Professor, Department of History, Raja Doraisingam Government Arts College discussed ‘Indian Architecture: A historical Perspective’. He discussed on the periodisation of Indian architecture and gave the students a brief overview of the construction marvels of various monuments in India.

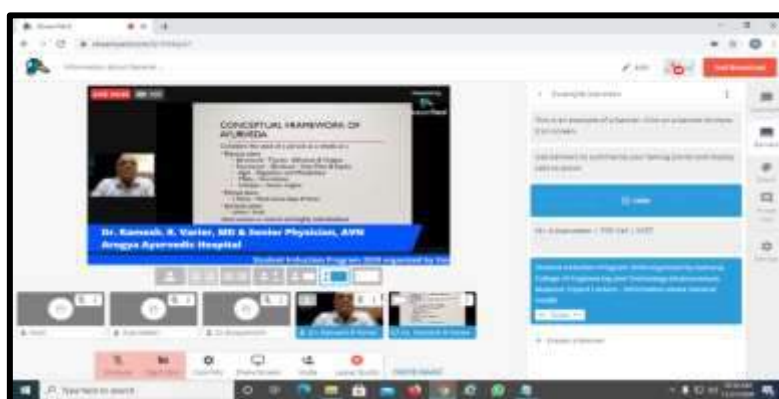
## Online Student Induction Programme – 2020-2021

### Feedback Analysis : From 144 Responses

The speaker has given a more interesting and helpful speech which elaborated about the historical monuments and their backgrounds. He gave a clear idea about the ancient temples based on Indian architecture built by the kings such as Cholas, Pandavas, Pallavas etc., Students got a lot of information about ancient Architecture and they were able to imagine our old culture from his explanation about cave paintings.



### Day 13 (21-11-2020) – Information about General Health – Dr. Ramesh R Varier



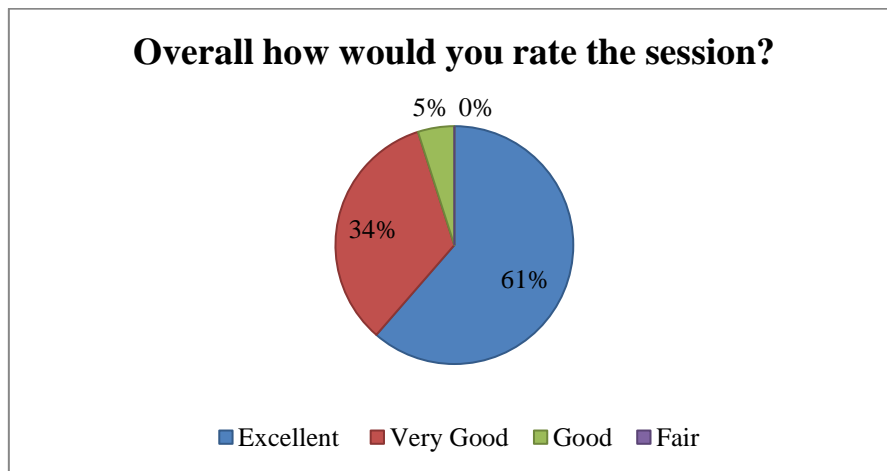
Dr. Ramesh R Varier, Managing Director of AVN Arogya Ayurveda Retreat gave a lecture on the topic 'Information about General Health'. He addressed the students on the definition of what health really means and wellness. He also gave a brief overview of the framework of Ayurveda and Ayurveda's Strategies for maintenance of health. He also gave some encouraging tips to the students for maintaining a healthy lifestyle and good health.



## Online Student Induction Programme – 2020-2021

### Feedback Analysis : From 129 Responses

According to students point of view this session was very useful and nice session that they have ever attended. They have gained lot of information about health and nutritional food. They got more ideas about how to keep their body fit and healthy. They are very much eager to follow the tips given by the speaker regarding the timings for the intake of food and also about the diet consciousness.



## Online Student Induction Programme – 2020-2021

### Session 3: Group Activity

**Timing for the session : 11.30 AM to 01.00 PM**

In this session we divided the students into 7 parts. We have conducted totally 11 group activity sessions. For the first 7 days we conducted the same group activity session based on the schedule. For the last four days we conducted this as a department specific activity. We are sharing a brief overview of these sessions based on group-wise.

### Group I : Computer Science Engineering

#### Schedule

Day	Date	Topic	Resource Person
2	10-11-2020	Craft Workshop	Mr. T. Hariprasth, AP/EEE
3	11-11-2020	Poster Making	Mr. B. K. Parrthipan, AP/Mechanical
4	12-11-2020	Communication	Mr. G. Sakthivel, AP/MTR
5	13-11-2020	Project out of Waste	Mrs. P.Muthumari, AP/ECE
7	15-11-2020	Short Film Making	Ms. P. Kaviya, AP/IT
8	16-11-2020	Holistic Food	Mr. S. Manibalan, AP/BT
9	17-11-2020	Social Networking (Do's and Don'ts)	Mrs. P. Swathika, AP/CSE
10	18-11-2020	Connection	Dr. R. Ramya & Ms. T. Rajashree, AP/CSE
11	19-11-2020	Hardware Demo	Dr. R. Ramya & Ms. T. Rajashree, AP/CSE
12	20-11-2020	Mobile app development	Ms. K. Muthulakshmi & Mr. G. Srinivasa, AP/CSE
13	21-11-2020	Mobile app development	Ms. K. Muthulakshmi & Mr. G. Srinivasa, AP/CSE

#### 10-11-2020: Craft Workshop – Mr. T. Hariprasth, AP/EEE

In the craft workshop mandala arts and newspaper art were covered.

Following points were discussed during the session

For Mandala art


1. What is mandala
2. Explaining the procedure for creating a mandala

## Online Student Induction Programme – 2020-2021

### 3. How to combine the mandala patterns

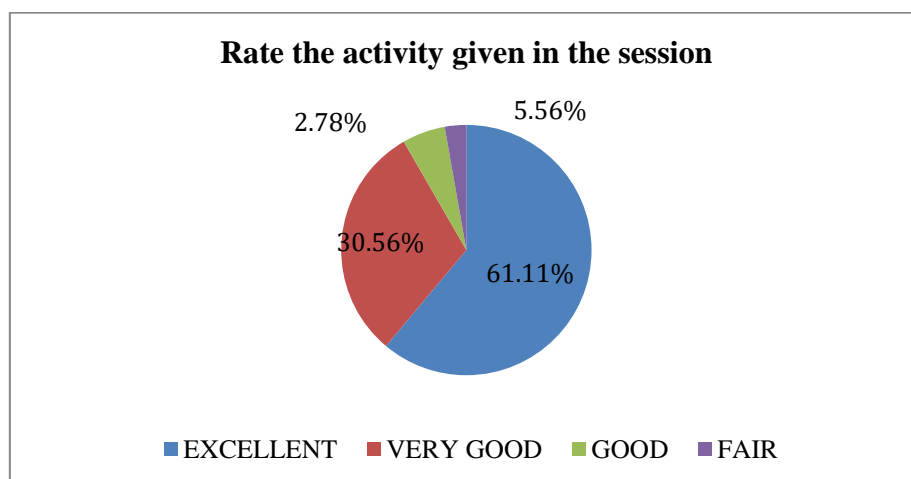
For Newspaper art

1. Explain the procedure for making models using newspaper.
2. Given ideas for making the models.



### Feedback Analysis : From 67 Responses

Based on the feedback received from the students, we identified that 5% of the students rated as fair for this activity, because they were facing network issues and long timing of the sessions. We rectified these issues in the next activity.



## Online Student Induction Programme – 2020-2021

### Student Activities



**11-11-2020: Poster Making – Mr. B. K. Parrthipan, AP/Mechanical**

Following points were discussed during this session

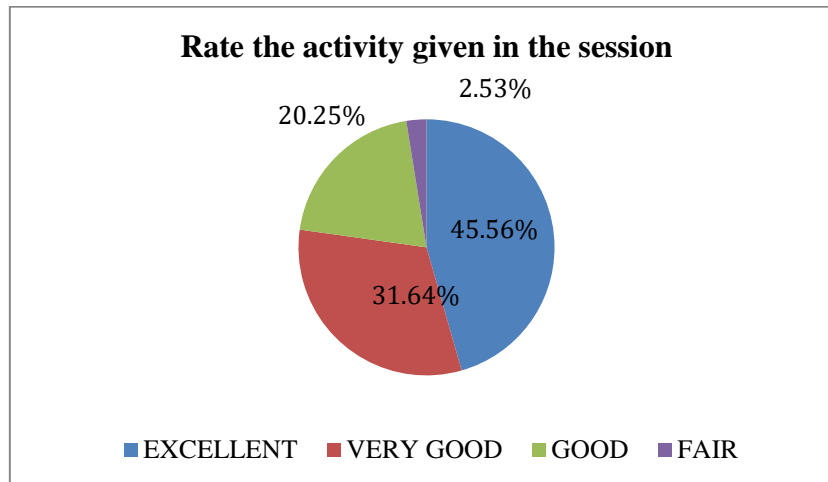
- How to make a poster
- Types of poster
- Purpose of making poster
- Ideas about making effective poster
- How to convey information to others with the help of posters.



**Feedback Analysis : From 229 Responses**




## Online Student Induction Programme – 2020-2021

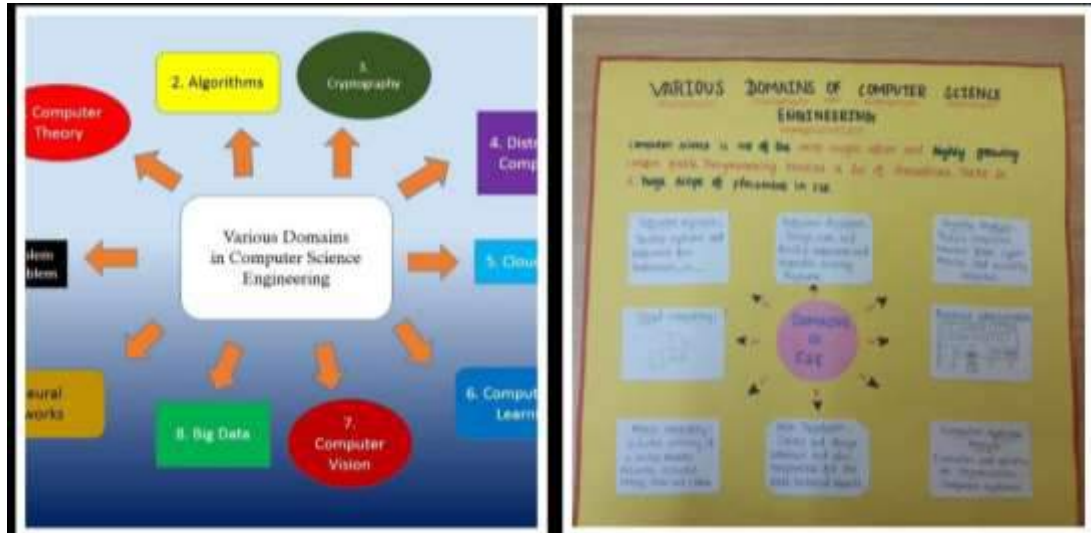


Regarding the poster making, we identified that 1.26 % of the students rated as fair for this activity, because they felt it boring because of the time duration.

### Student Activities



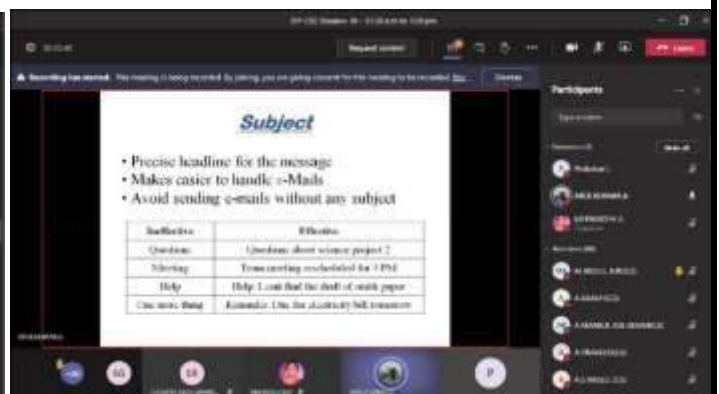
## Online Student Induction Programme – 2020-2021



**12-11-2020 : Communication – Mr. G. Sakthivel, AP/MTR**

Following points were discussed with the students in this session

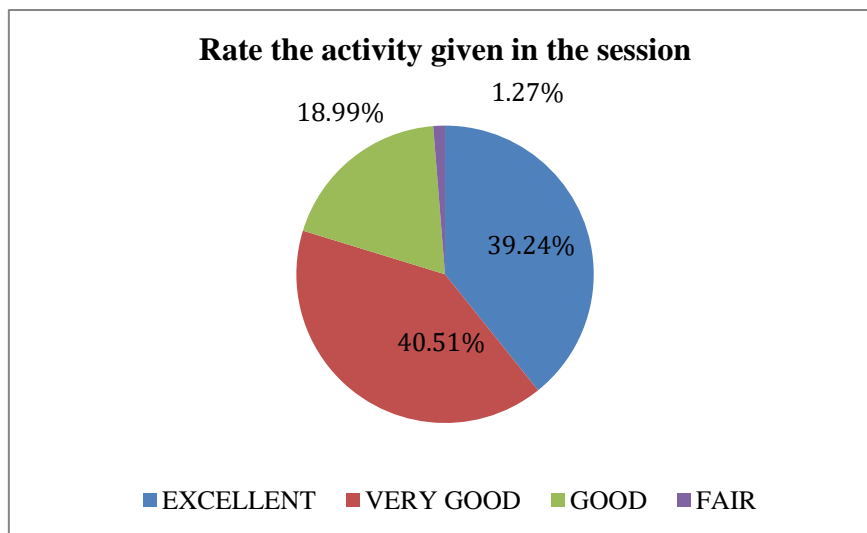
- Types of communication
- How to use internet to gather information on a particular topic using correct keyword
- Boolean search in Google
- Essay writing – Hamburger Format
- How to construct paragraph using SPELT concept
- Activity on rearranging sentences
- Example for an essay
- What is E-Mail
- How to write an effective E-Mail
- Structure of an E-mail
- Comparison of Good and Bad E-mail
- Activity on E-Mail (Fill in the blanks)
- E-Mail Etiquette



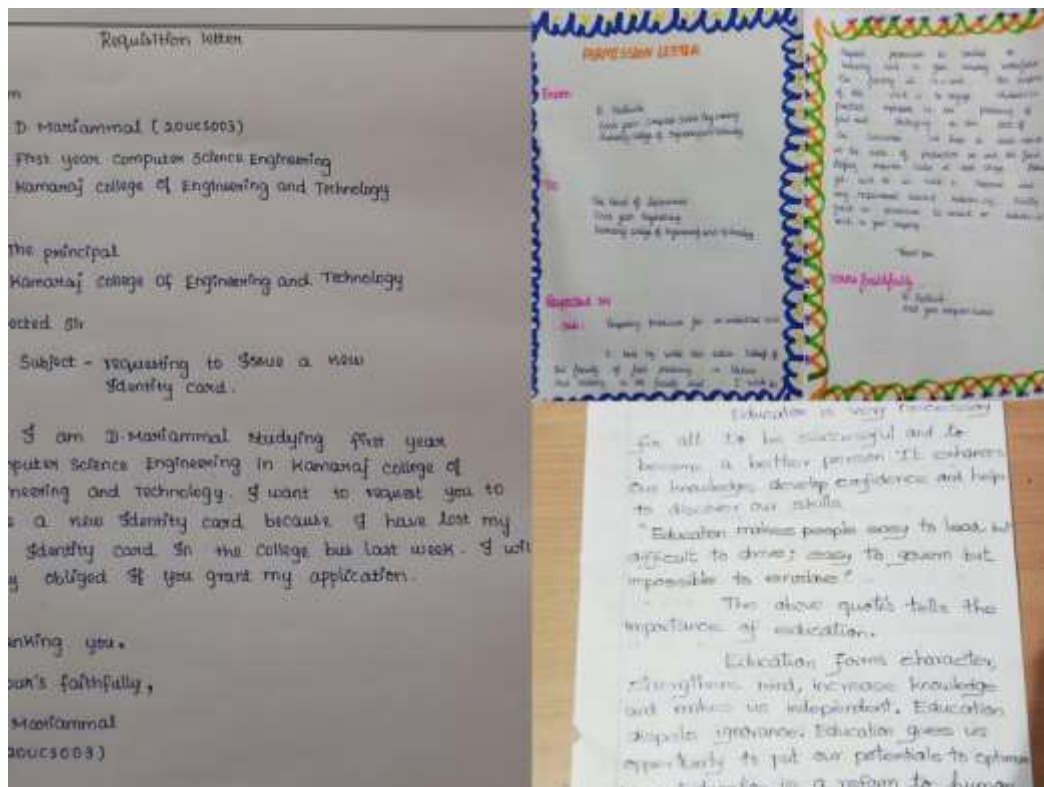
## Online Student Induction Programme – 2020-2021

### Feedback Analysis : From 79 Responses

From the feedback given by the students, it is identified that only 1.27 % of the students rated as fair for this activity because of network issues and time duration.



### Student Activities



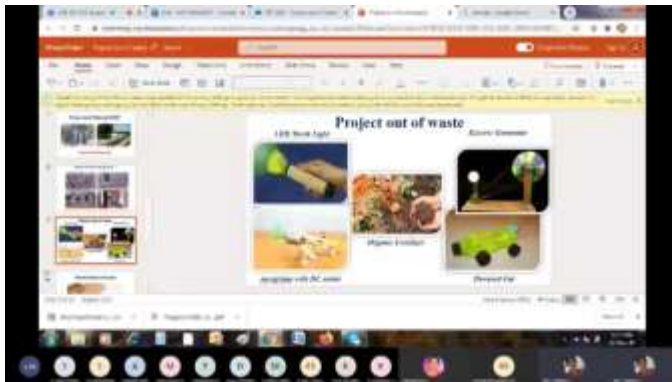


## Online Student Induction Programme – 2020-2021

### 13-11-2020: Project out of Waste – Mrs. P.Muthumari, AP/ECE

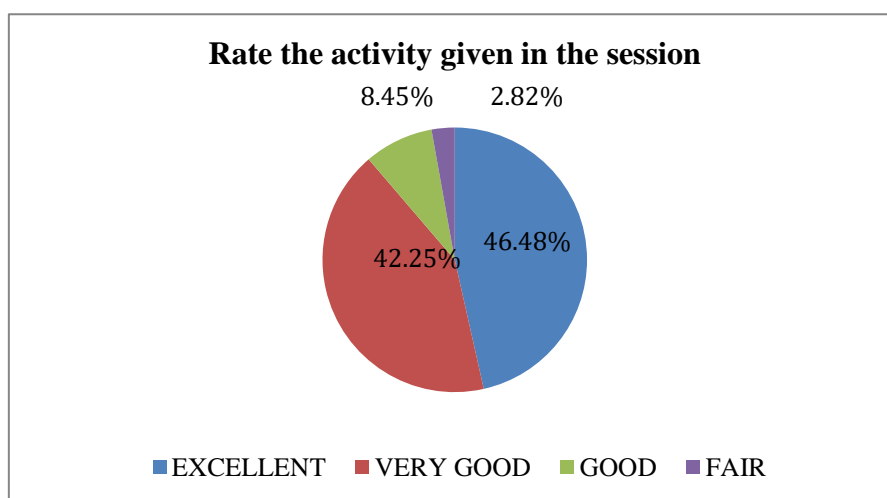
In this session we delivered a lecture regarding Waste management.

- Important Points focused were
  - Points about different type of waste
  - Focus points are: E-waste, Non-biodegradable waste, Household waste and Medical waste, etc
  - How to manage effectively-Existing Waste Management
  - Advantages of waste Management
  - Harmful effects & subsequences of Waste.



### Feedback Analysis : From 71 Responses

This activity has gained a very good feedback from the students and they very much satisfied





## Online Student Induction Programme – 2020-2021

### Student Activity



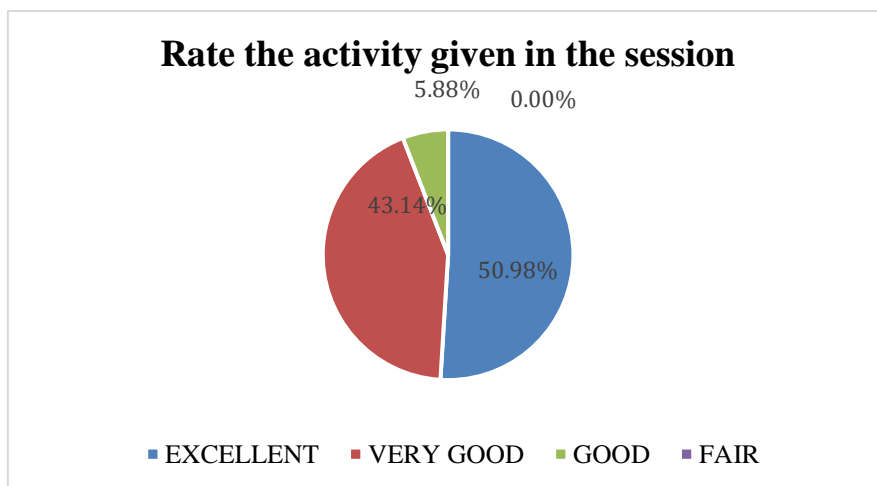
### 15-11-2020: Short Film Making – Ms. P. Kaviya, AP/IT

1. An introduction to short film with advantages and disadvantages were discussed.
2. Various editing applications available for pictures, video and audio were discussed.
3. Students told what applications they are using for their content making.
4. General Instructions
  - 4.1. Take 10 best photos / 3 videos as per your theme.
  - 4.2. Edit the photos as per your theme.
  - 4.3. Convert the photos into video / merge the videos.
  - 4.4. Edit the audios (3 to 5) as per your theme.
  - 4.5. Make it as a short film - Minimum 30 Sec. to Maximum 2 Min.
5. Faculty gave a demo for combining the photos into video and adding suitable audio content.



## Online Student Induction Programme – 2020-2021

### Feedback Analysis : From 51 Responses



### 16-11-2020: Holistic Food – Mr. S. Manibalan, AP/BT

The learner will:

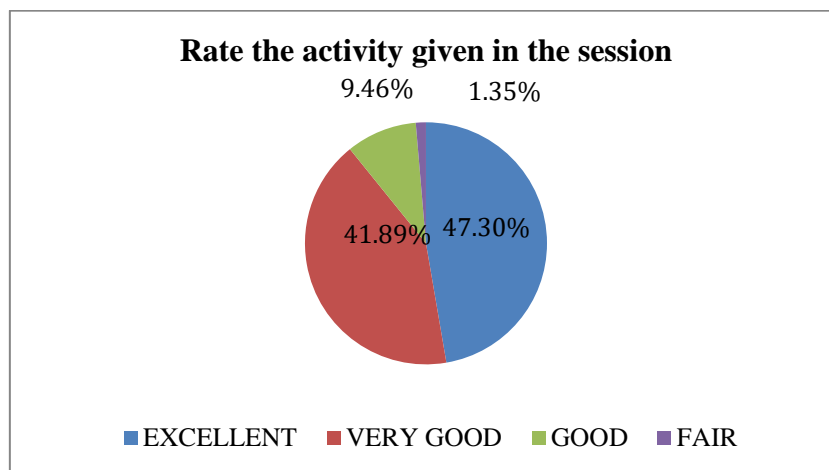
- define healthy food.
- recognize the food pyramid.
- sort a variety of foods into food pyramid categories.
- describe which foods they should eat more of (or less) than others.
- understand that healthy food is important to all people.
- distinguish wants and needs.



### Feedback Analysis : From 74 Responses

This activity has gained a very good feedback from the students and they very much satisfied

## Online Student Induction Programme – 2020-2021



### 17-11-2020: Social Networking (Do's and Don'ts) – Mrs. P. Swathika, AP/CSE

In this session, awareness on using social media was discussed. The following points were discussed with the students.

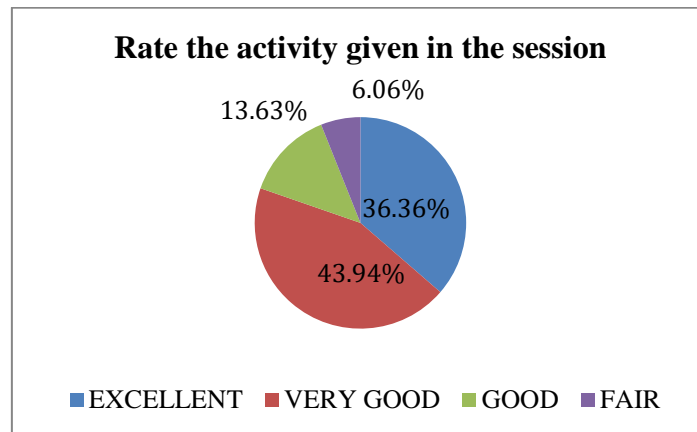
- What are social networking sites?
- Why social media is needed?
- Advantages & Disadvantages of Social networking
- Constructive way of utilizing social networks
- Youtuber
- Digital Marketing
- All about LinkedIn
- What are the advantages of using LinkedIn to student community?
- LinkedIn profile creation
- How to use LinkedIn to rise contact with industries for internship/Placement?
- LinkedIn Digital Learning- How to use it?



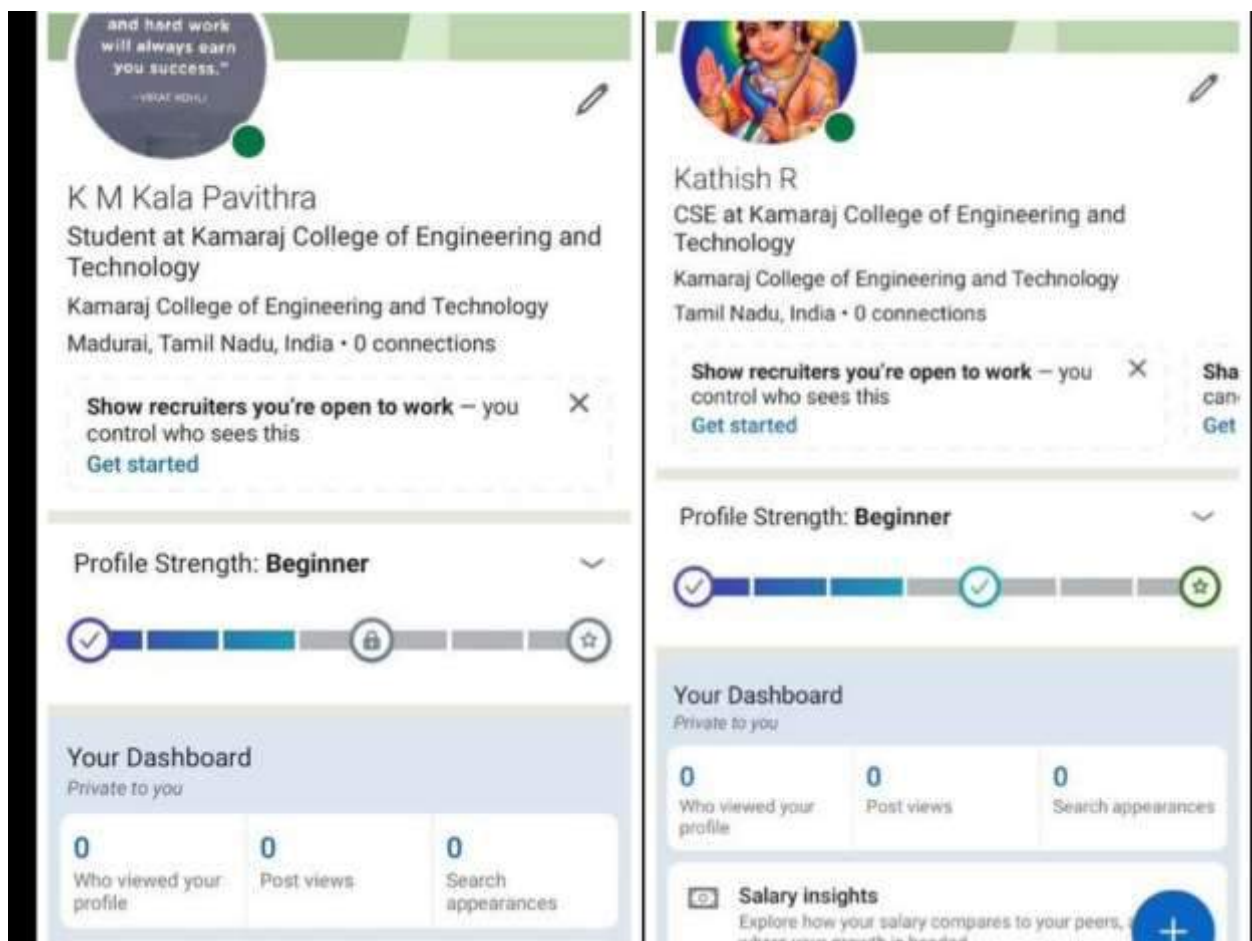
**Feedback Analysis : From 66 Responses**

## Online Student Induction Programme – 2020-2021

This activity has gained a very good feedback from the students and they very much satisfied



### Student Activities

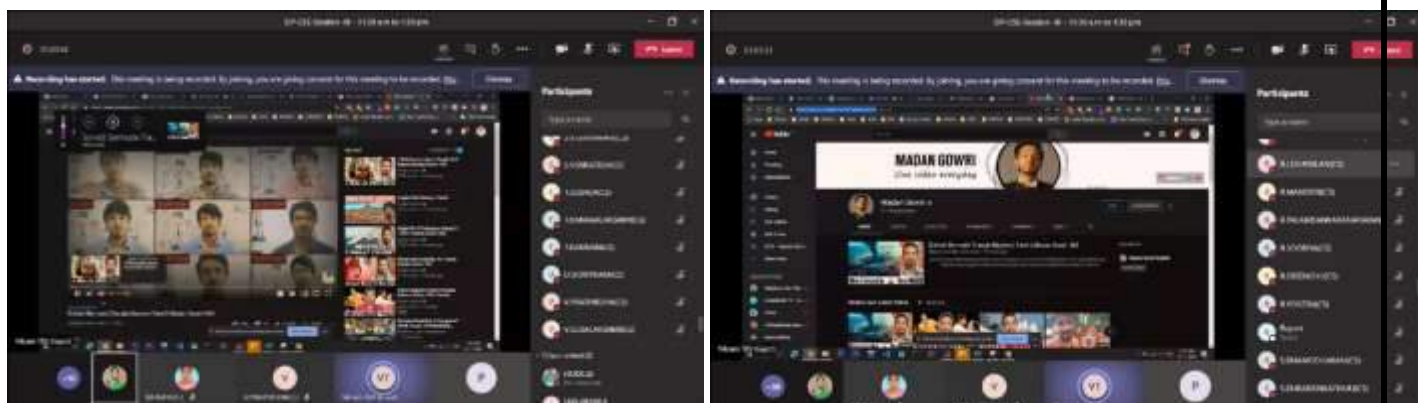




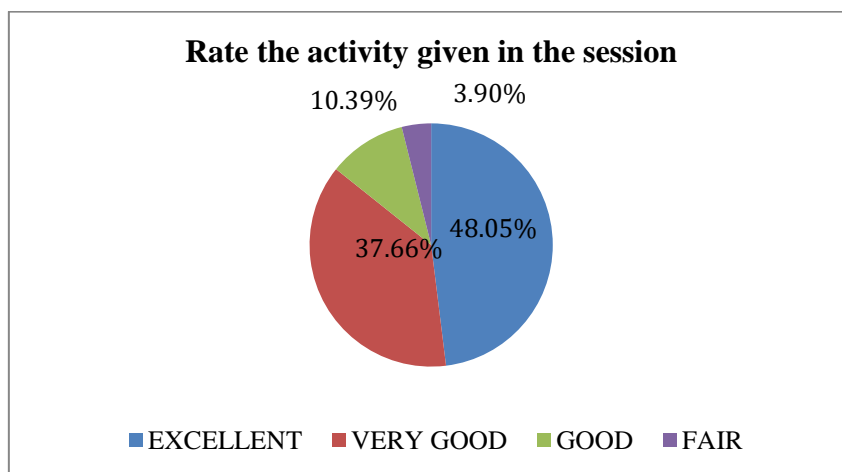
## Online Student Induction Programme – 2020-2021

**18-11-2020 – Connection – Dr. R. Ramya & Ms. T. Rajashree, AP/CSE**

In this session connection game was conducted. We are showing two or more images related to Computer science Engineering, from these pictures' students are able to find out the answers.



**Feedback Analysis : From 77 Responses**



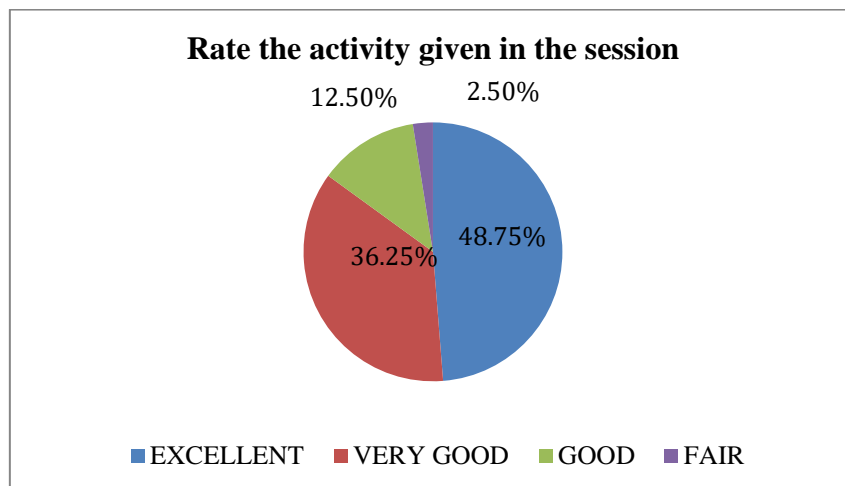
**19-11-2020 – Hardware Demo - Dr. R. Ramya & Ms. T. Rajashree, AP/CSE**

We had shown a live demo of how computer hardware works. The working principle of CPU, Computer data storage and mother board were discussed.

## Online Student Induction Programme – 2020-2021



### Feedback Analysis : From 80 Responses

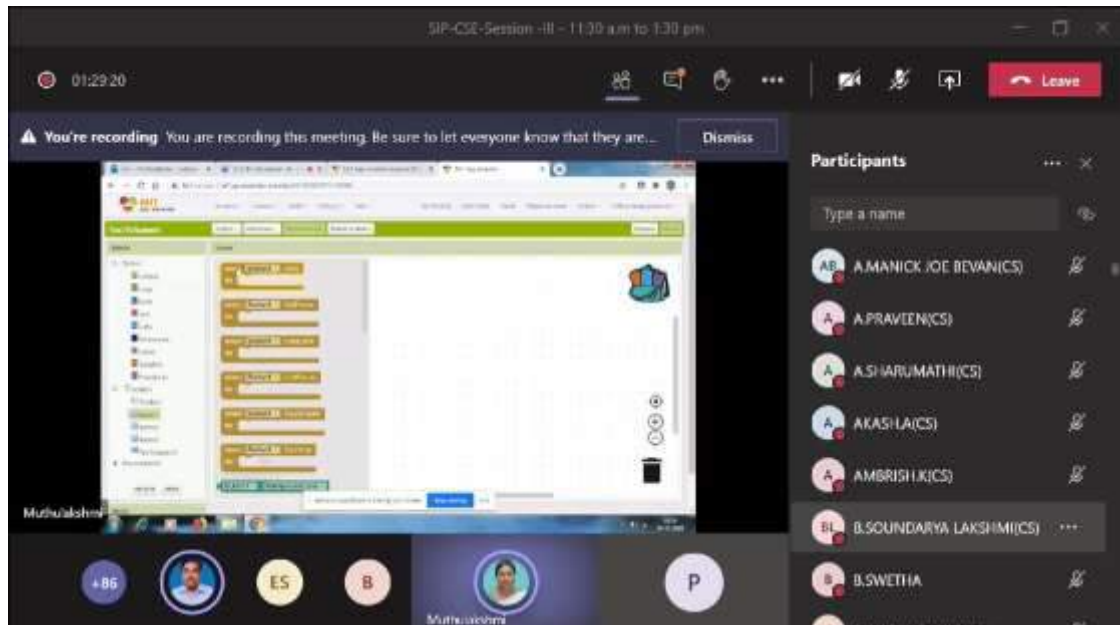


### 20-11-2020 – Mobile app development – Ms. K. Muthulakshmi & Mr. G. Srinivasa, AP/CSE

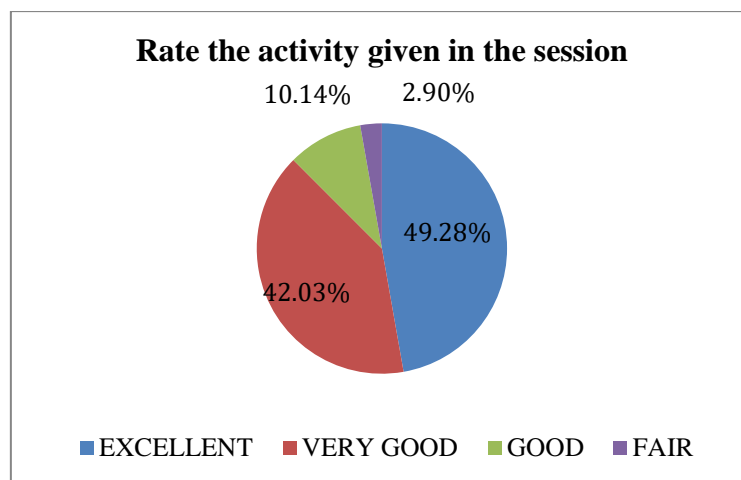
In this session the following points were discussed

- About mobile app development
- Procedure for developing mobile app in android using Java language.

## Online Student Induction Programme – 2020-2021



### Feedback Analysis : From 69 Responses

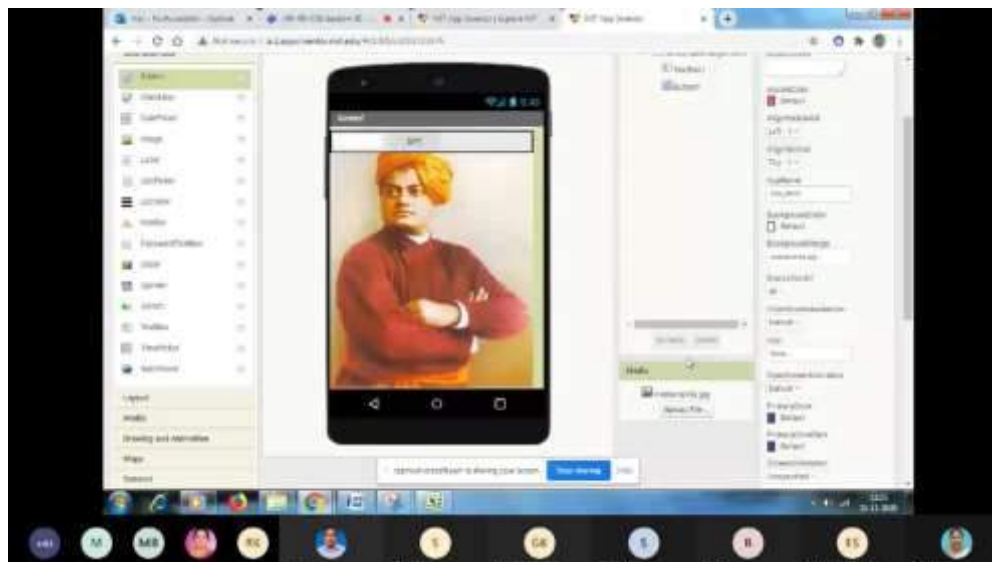


### 21-11-2020 – Mobile app development – Ms. K. Muthulakshmi & Mr. G. Srinivasa, AP/CSE

This session was followed by the previous day session. The following points were discussed.

- About mobile app development
- Procedure for developing mobile app in android using Java language.

## Online Student Induction Programme – 2020-2021



### Group II – Electronics Communication Engineering

#### Schedule

Day	Date	Topic	Resource Person
2	10-11-2020	Communication	Mr. S. Wesly Moses Samdoss, AP/MTR
3	11-11-2020	Project Out of Waste	Mrs.S.Nisharani, AP/ECE
4	12-11-2020	Short Film Making	Mr. D. Vendhan, AP/IT
5	13-11-2020	Holistic Food	Dr.A.Ronaldo Anuf, AP/BT
7	15-11-2020	Social Networking (Do's and Don'ts)	Mr.M.Rajasekaran, AP/CSE
8	16-11-2020	Craft Workshop	Mrs.C.Naga Devi, AP/EEE
9	17-11-2020	Poster Making	Mr.B.K.Parrthipan, AP/MECH
10	18-11-2020	Department Specific Application Development	Mr.M.Ramesh & Mr.S.Alwyn Rajiv, AP/ECE
11	19-11-2020	Basic Electronic Concept	Dr.C.Geetha Priya & Mrs.Gokila, AP/ECE



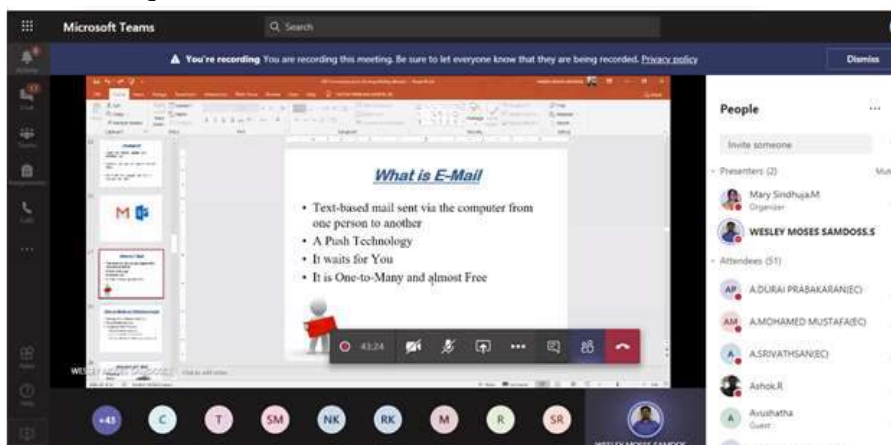
## Online Student Induction Programme – 2020-2021

12	20-11-2020	Healthy Dietary Plan for an Engineer	Mrs.C.Nagavani & Dr.T.Pandiselvi , AP/ECE
13	21-11-2020	Identification of Electronics Object & Quiz	Dr.A.Geetha & Dr.V.Jeyalakshmi , AP/ECE

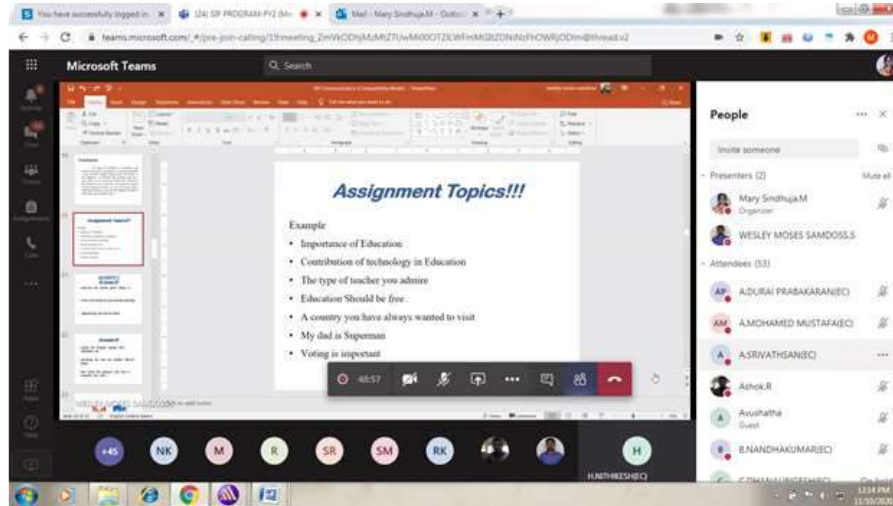
### 10-11-2020 -Communication – Mr. S. Wesley Moses smadoss, AP/MTR

Following points were discussed with the students in this session

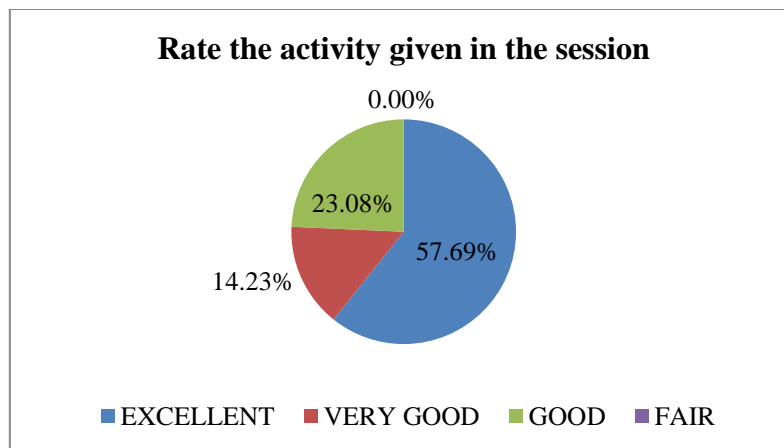
- Types of communication
- How to use internet to gather information on a particular topic using correct keyword
- Boolean search in Google
- Essay writing – Hamburger Format
- How to construct paragraph using SPELT concept
- Activity on rearranging sentences
- Example for an essay
- What is E-Mail
- How to write an effective E-Mail
- Structure of an E-mail
- Comparison of Good and Bad E-mail
- Activity on E-Mail (Fill in the blanks)
- E-Mail Etiquette



## Online Student Induction Programme – 2020-2021



### Feedback Analysis : From 26 Responses





## Online Student Induction Programme – 2020-2021

### Student Activities

write a letter to the HOD asking permission to go for industrial visit.

From :  
B Nandha Kumar (20UECE018)  
Department of ECE,  
Kamaraj College of Engineering and Technology,  
Madurai.

TO :  
Dr. R. Suresh Babu,  
The Head of the department,  
Department of ECE,  
Kamaraj College of Engineering and Technology,  
Madurai.

Respected Sir,

Subject: Request to conduct an industrial visit.

I am B Nandha Kumar, belong to ECE department. I am writing this letter to request you to please approve and conduct industrial visit which is part of our curriculum as early as possible. I also request you to support and guide us to find all the ways for successfully completing the visit. All students are very much eager to do the visit and waiting for your approval and guidance. Kindly do the needful.

Thanking you,  
yours faithfully,

Email Writing

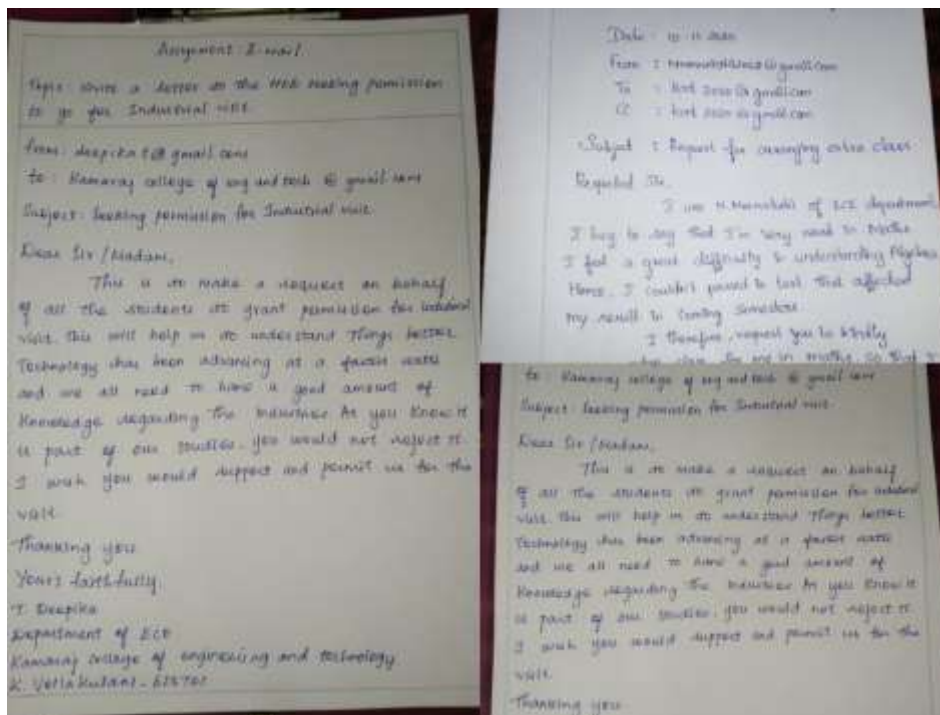
From : Karthikadani K 621@gmail.com  
To : kamarajengg.edu.in@gmail.com  
Subject : permission to conduct extra classes

Dear Sir,

I am Karthikadani student of ECE department 1 year of your college. Our examination is coming near but our syllabus is not completed yet. Therefore we need some extra classes for completing our syllabus. It will be helpful for us to complete our syllabus if you kindly with your permission some extra classes after college hours.

Thank you  
yours faithfully,  
V. Karthikadani  
I ECE (Engineering)

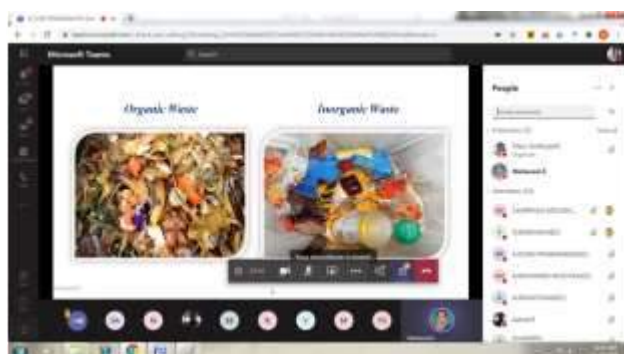
## Online Student Induction Programme – 2020-2021



### 11-11-2020 – Project out of Waste -Mrs. S. Nisharani, AP/ECE

In this session we delivered a lecture regarding Waste management.

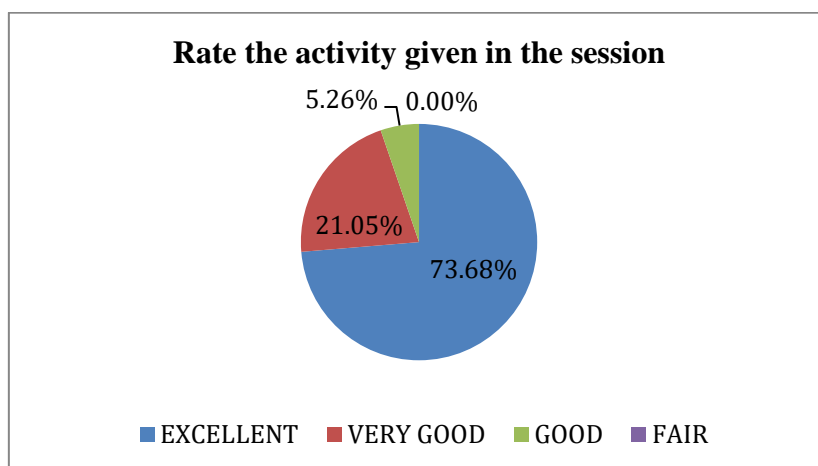
- Important Points focused were
  - Points about different type of waste
  - Focus points are: E-waste, Non-biodegradable waste, Household waste and Medical waste, etc
  - How to manage effectively-Existing Waste Management
  - Advantages of waste Management
  - Harmful effects & subsequences of Waste.





## Online Student Induction Programme – 2020-2021

### Feedback Analysis : From 19 Responses



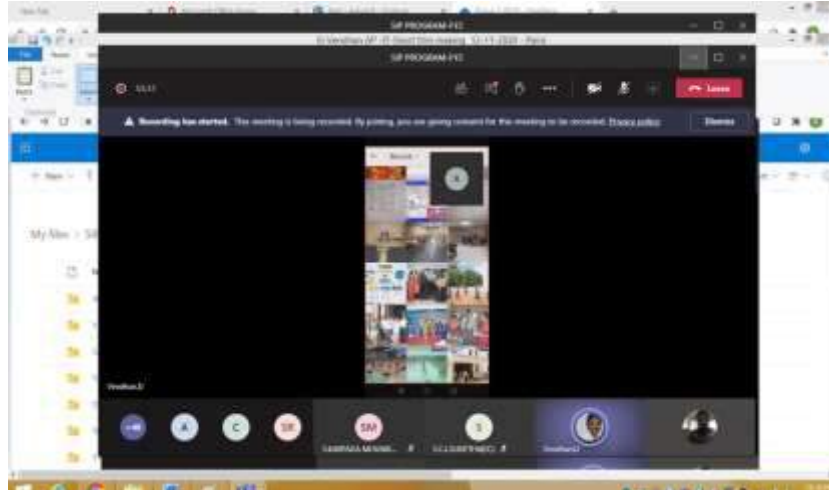
### Student Activities



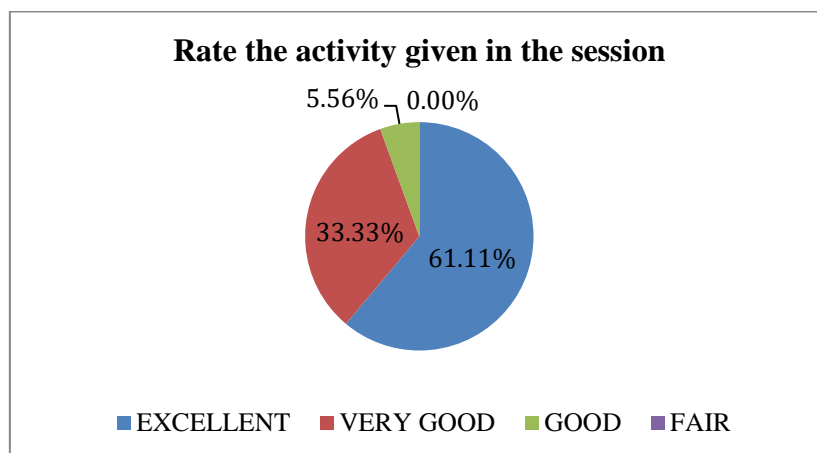
### 12-11-2020 – Short Film Making – Mr. D.Vendhan , AP/IT

1. An introduction to short film with advantages and disadvantages were discussed.
2. Various editing applications available for pictures, video and audio were discussed.
3. Students told what applications they are using for their content making.
4. General Instructions
  - 4.1. Take 10 best photos / 3 videos as per your theme.
  - 4.2. Edit the photos as per your theme.
  - 4.3. Convert the photos into video / merge the videos.
  - 4.4. Edit the audios (3 to 5) as per your theme.
  - 4.5. Make it as a short film - Minimum 30 Sec. to Maximum 2 Min.
5. Faculty gave a demo for combining the photos into video and adding suitable audio content.

## Online Student Induction Programme – 2020-2021



### Feedback Analysis : From 18 Responses

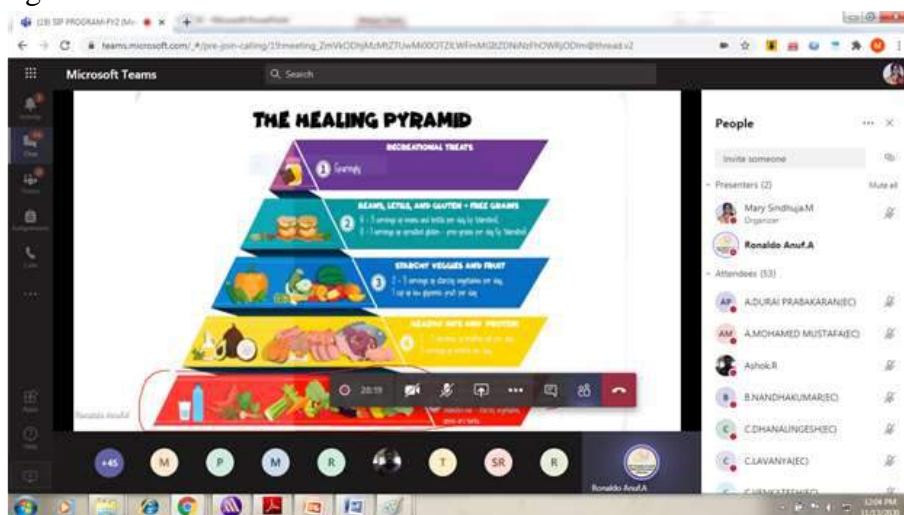


## Online Student Induction Programme – 2020-2021

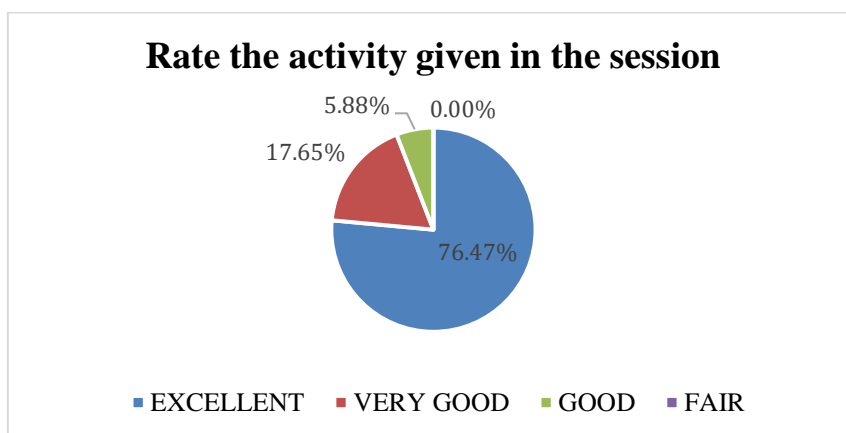
**13-11-2020 – Holistic Food – Dr. A. Ronaldo Anuf, AP/BT**

The learner will:

- define healthy food.
- recognize the food pyramid.
- sort a variety of foods into food pyramid categories.
- describe which foods they should eat more of (or less) than others.
- understand that healthy food is important to all people.
- distinguish wants and needs.



**Feedback Analysis : From 17 Responses**



## Online Student Induction Programme – 2020-2021

### Student Activities



### 15-11-2020 – Social Networking Do's and Don'ts – Mr. M. Rajasekaran, AP/CSE

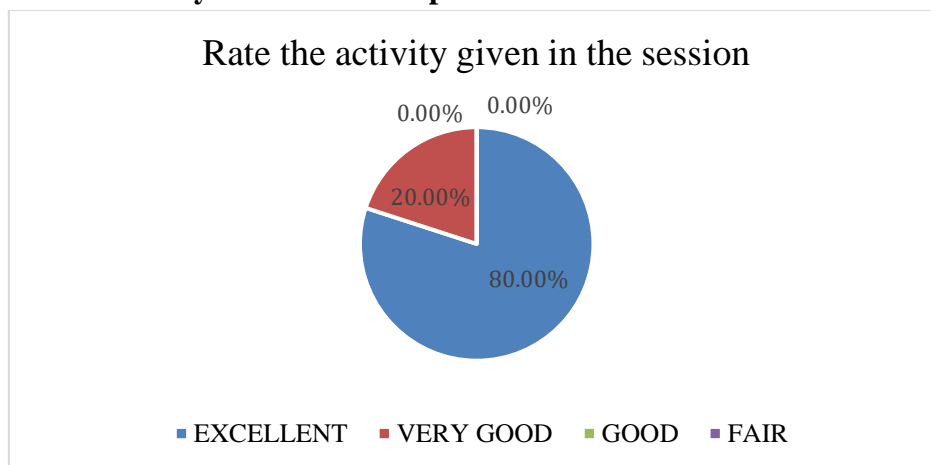
In this session, awareness on using social media was discussed. The following points were discussed with the students.

- What are social networking sites?
- Why social media is needed?
- Advantages & Disadvantages of Social networking
- Constructive way of utilizing social networks
- Youtuber
- Digital Marketing
- All about LinkedIn
- What are the advantages of using LinkedIn to student community?
- LinkedIn profile creation
- How to use LinkedIn to rise contact with industries for internship/Placement?
- LinkedIn Digital Learning- How to use it?



## Online Student Induction Programme – 2020-2021

### ➤ Feedback Analysis : From 5 Responses



### 16-11-2020 – Craft Workshop – Mrs. C. Nagadevi, AP/EEE

In the craft workshop mandala arts and newspaper art were covered.

Following points were discussed during the session

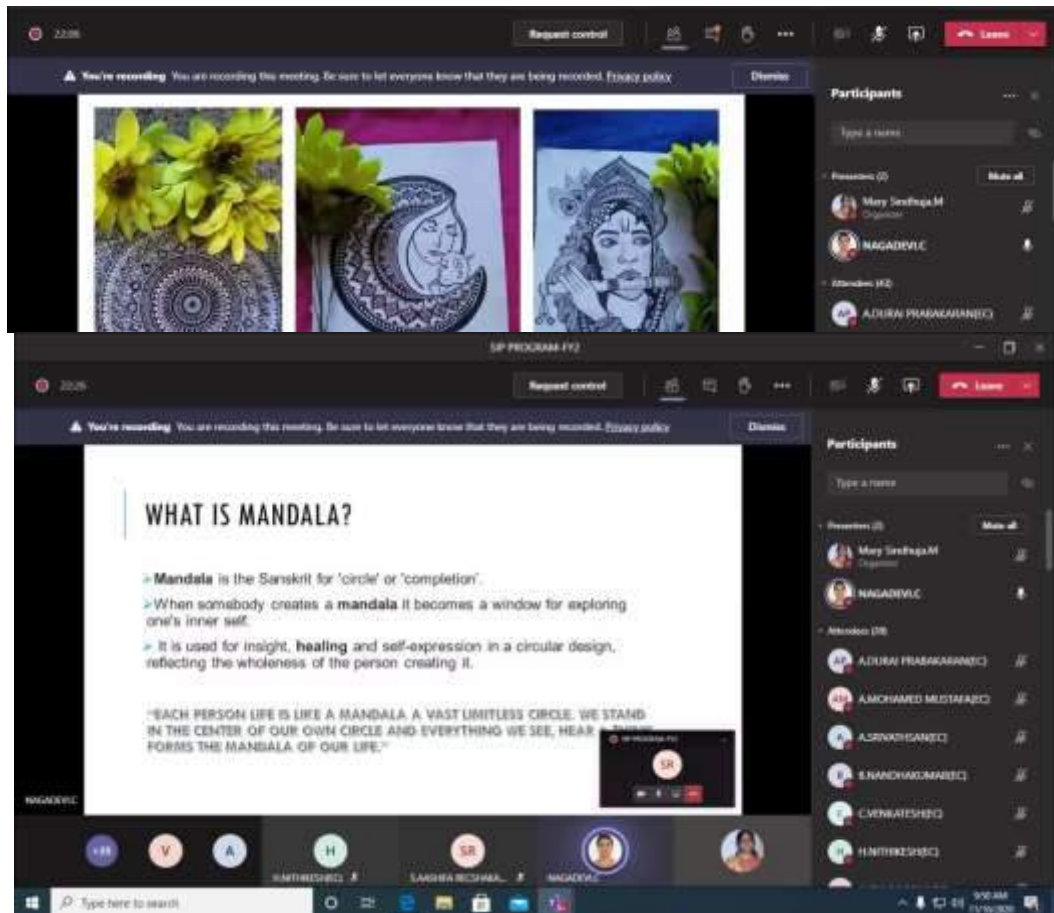
For Mandala art

4. What is mandala
5. Explaining the procedure for creating a mandala
6. How to combine the mandala patterns

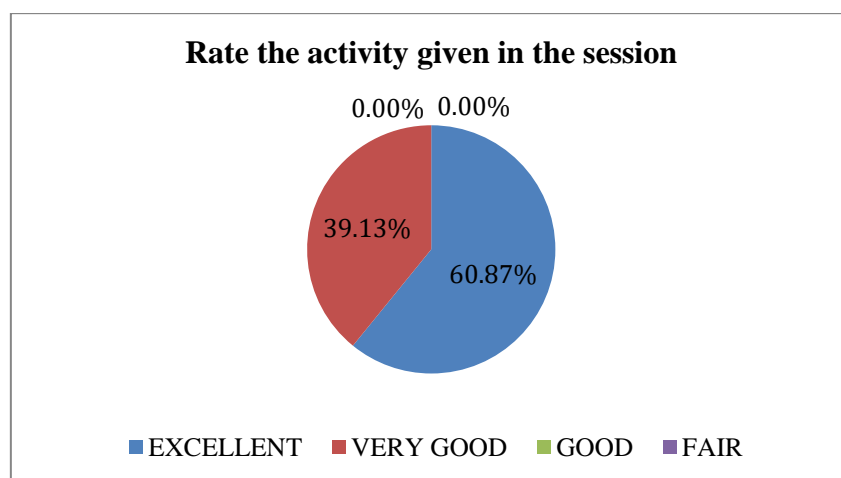
For Newspaper art

3. Explain the procedure for making models using newspaper.
4. Given ideas for making the models.

## Online Student Induction Programme – 2020-2021




### Feedback Analysis : From 23 Responses



## Online Student Induction Programme – 2020-2021

### Student Activities



### 17-11-2020 – Poster Making – Mr. B. K. Parrthipan, AP/Mechanical

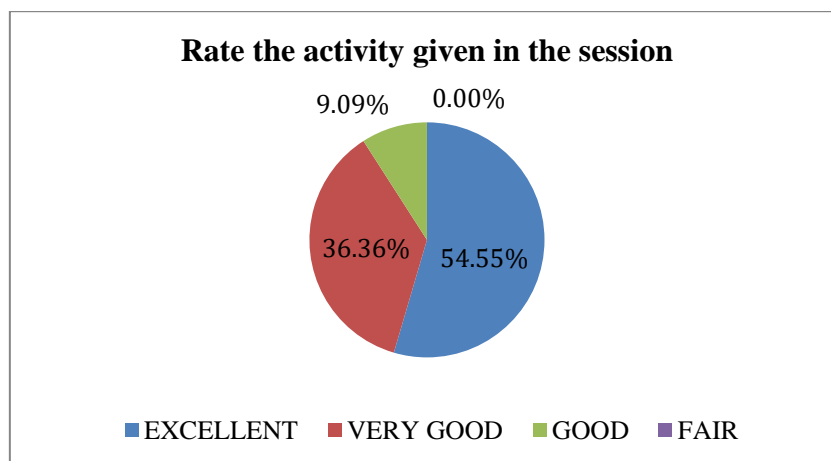
Following points were discussed during this session

- How to make a poster
- Types of poster
- Purpose of making poster
- Ideas about making effective poster
- How to convey information to others with the help of posters.

## Online Student Induction Programme – 2020-2021



### Feedback Analysis : From 11 Responses

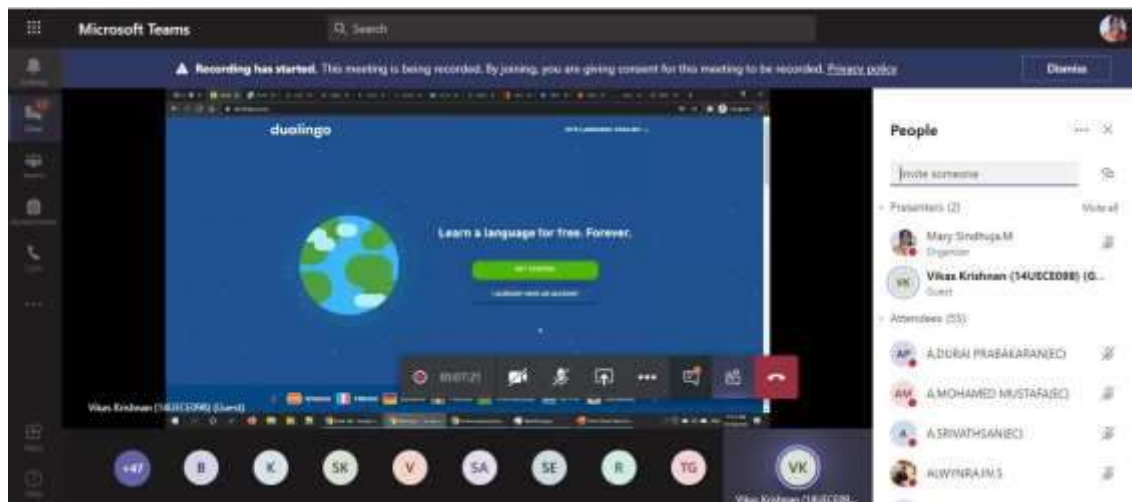




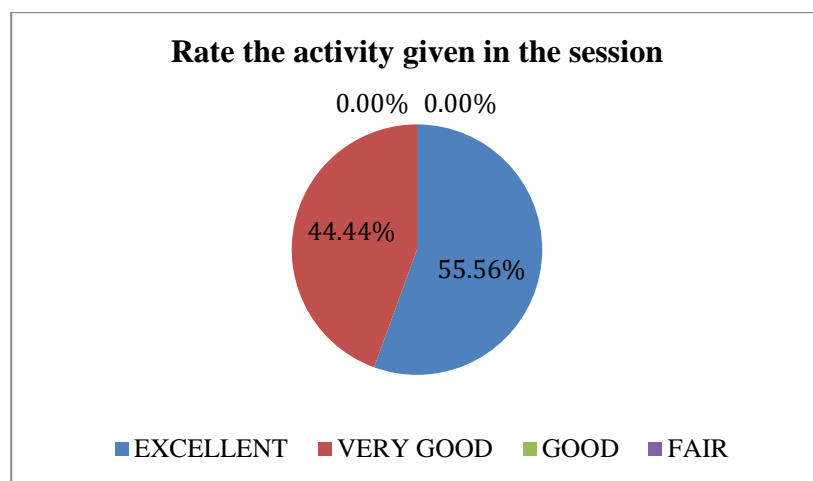
## Online Student Induction Programme – 2020-2021

18-11-2020 – Department Specific application Development – Mr. M. Ramesh,

Mr. S. Alwyn Rajiv, AP/ECE

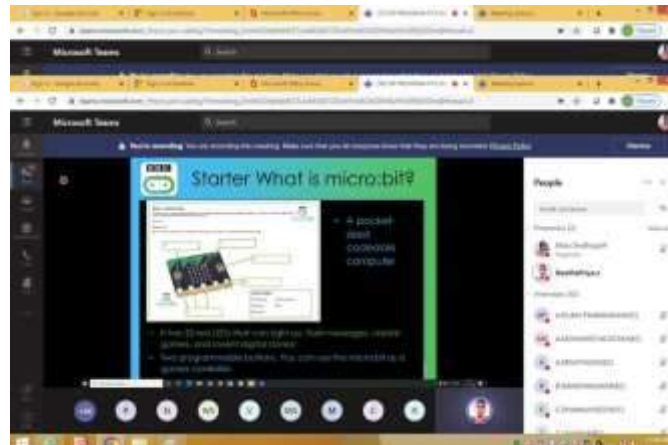


### Feedback Analysis : From 9 Responses



## Online Student Induction Programme – 2020-2021

**19-11-2020- Basic Electronic Concept – Dr. C. Geetha Priya & Mrs. Gokila, AP/ECE**



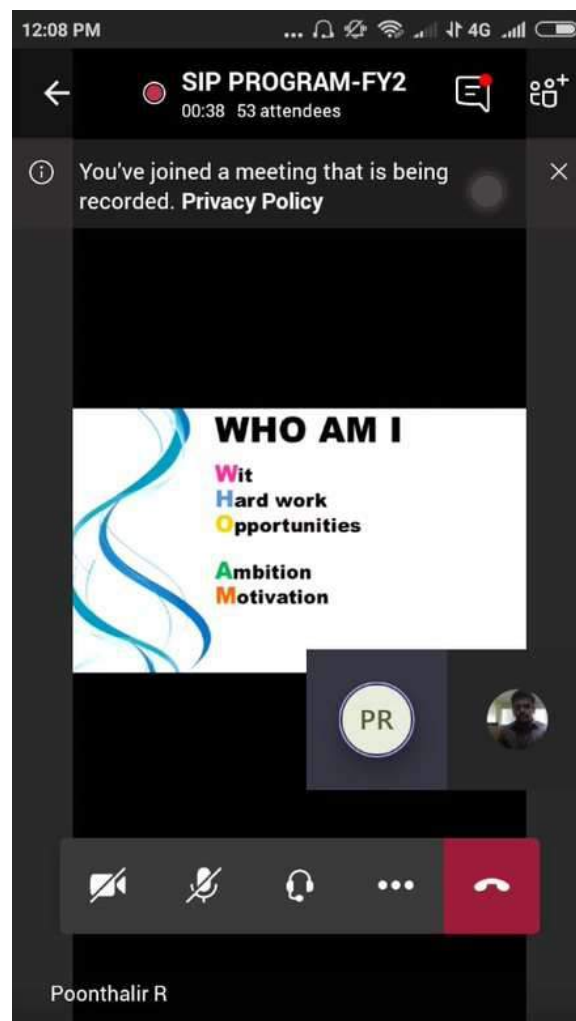
**20-11-2020 – Healthy Dietary plan for an Engineer – Mrs. C. Nagavani & Dr. T. Pandiselvi, AP/ECE**



## Online Student Induction Programme – 2020-2021



21-11-2020 – Identification of Electronic Object & Quiz – Dr. A. Geetha  
& Dr. V. Jeyalakshmi, AP/ECE



## Online Student Induction Programme – 2020-2021

### Group III – Information Technology

#### Schedule

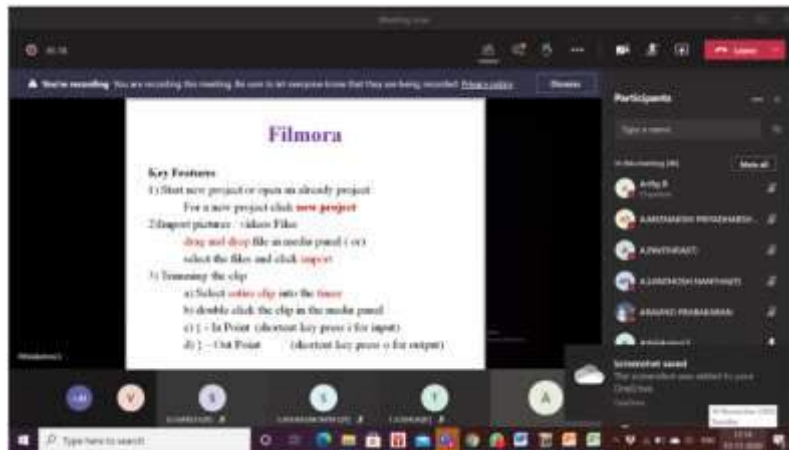
Day	Date	Topic	Resource Person
2	10-11-2020	Short Film Making	Mrs. S. Athilakshmi, AP/IT
3	11-11-2020	Holistic Food	Mrs. M. Soundarya Lakshmi, AP/BT
4	12-11-2020	Social Networking Do's and Don'ts	Ms. S. Kavitha, AP/EIE
5	13-11-2020	Craft Workshop	Mrs. V. Chandra, AP/EEE
7	15-11-2020	Poster Making	Mr. A. Sankaranarayana Murthy, AP/ Mechanical
8	16-11-2020	Communication	Mrs. R. Sangeetha, AP/Civil
9	17-11-2020	Project out of Waste	Mrs. A. J. Bhuvaneshwari
10	18-11-2020	Online Treasure hunt/ Mobile app Development	Mr. P. Praveen Kumar & Mrs. D. Gayathri Devi, AP/IT
11	19-11-2020	Hardware Assembly and Disassembly/ Mobile app Development	Dr. M. Chengathir Selvi & Mrs. V. Deepa Priya, AP/IT
12	20-11-2020	Career Orientation – Alumni Interaction	
13	21-11-2020	Glimpses of IT – Sky is not a limit	Mrs. D. Kayathri Devi, AP/IT Dr. M. Chengathir Selvi, AP/IT

#### 10-11-2020 – Short Film Making – Mrs. S. Athilakshmi, AP/IT

1. An introduction to short film with advantages and disadvantages were discussed.
2. Various editing applications available for pictures, video and audio were discussed.
3. Students told what applications they are using for their content making.
4. General Instructions
  - 4.1. Take 10 best photos / 3 videos as per your theme.
  - 4.2. Edit the photos as per your theme.
  - 4.3. Convert the photos into video / merge the videos.
  - 4.4. Edit the audios (3 to 5) as per your theme.
  - 4.5. Make it as a short film - Minimum 30 Sec. to Maximum 2 Min.
5. Faculty gave a demo for combining the photos into video and adding suitable audio content.

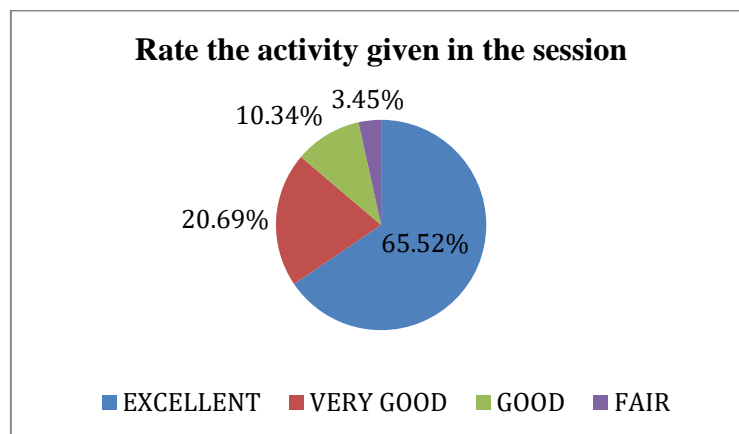


## Online Student Induction Programme – 2020-2021



### Feedback Analysis : From 29 Responses

Due to poor internet quality only one student rated fair.

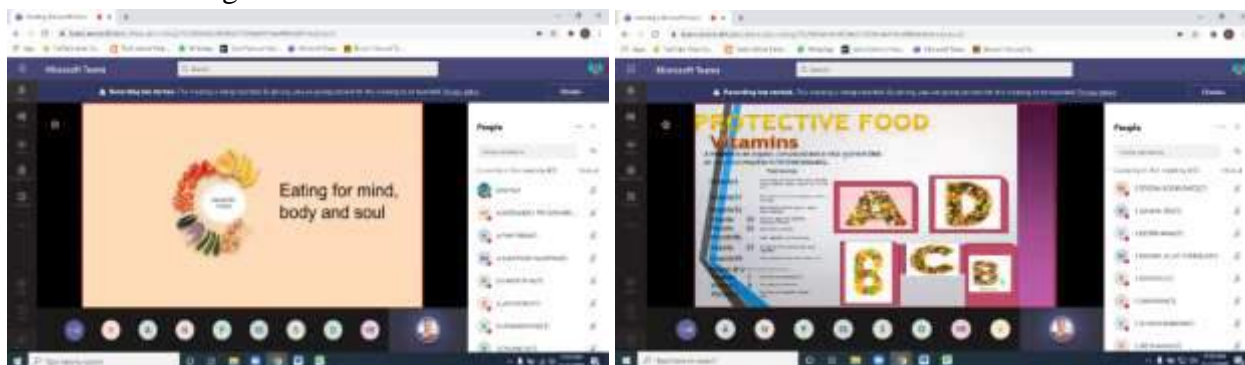


## Online Student Induction Programme – 2020-2021

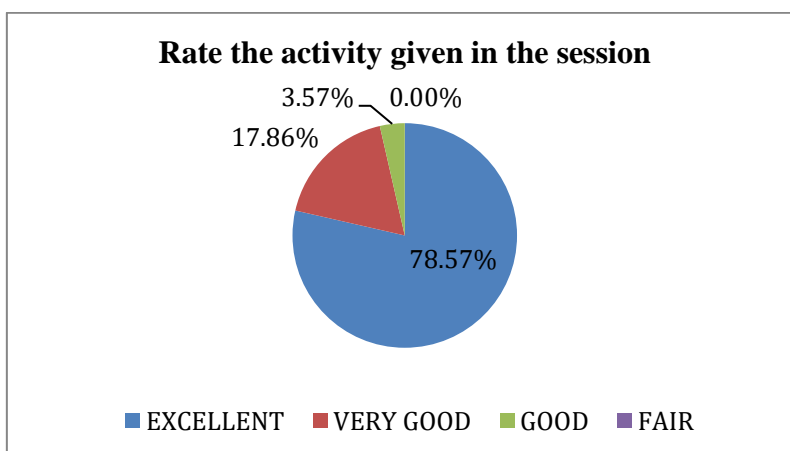
**11-11-2020 – Holistic Food – Mrs. M. Soundarya Lakshmi, AP/BT**

The learner will:

- define healthy food.
- recognize the food pyramid.
- sort a variety of foods into food pyramid categories.
- describe which foods they should eat more of (or less) than others.
- understand that healthy food is important to all people.
- distinguish wants and needs.



### Feedback Analysis : From 28 Responses



### Student Activities

## Online Student Induction Programme – 2020-2021

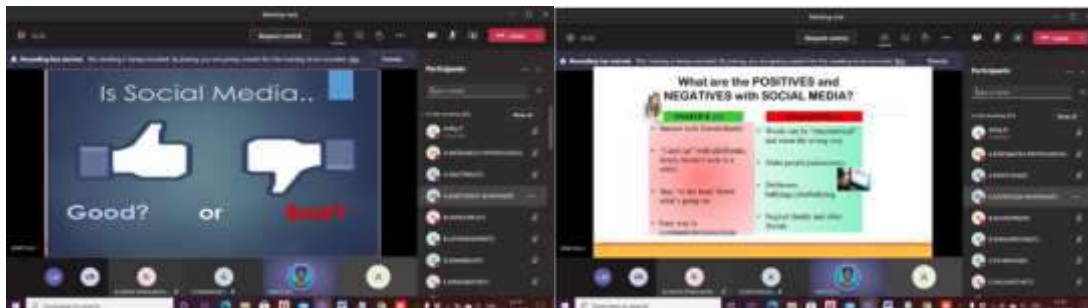


### 12-11-2020 – Social Networking Do's and Don'ts – Ms. S. Kavitha, AP/EIE

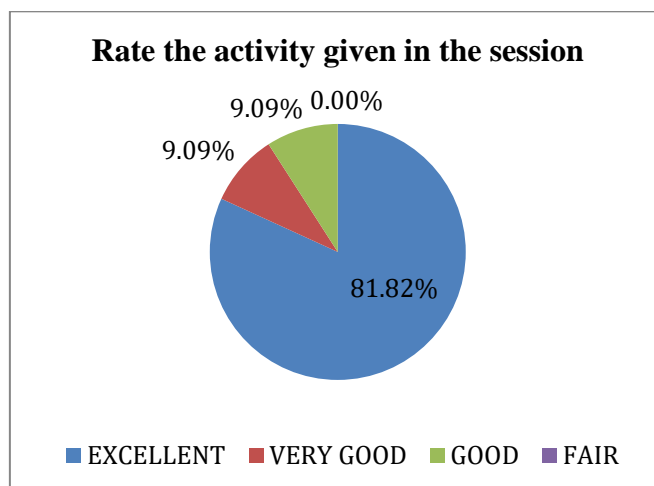
In this session, awareness on using social media was discussed. The following points were discussed with the students.

- What are social networking sites?
- Why social media is needed?
- Advantages & Disadvantages of Social networking
- Constructive way of utilizing social networks
- Youtuber
- Digital Marketing
- All about LinkedIn
- What are the advantages of using LinkedIn to student community?
- LinkedIn profile creation
- How to use LinkedIn to rise contact with industries for internship/Placement?
- LinkedIn Digital Learning- How to use it?

## Online Student Induction Programme – 2020-2021



### Feedback Analysis : From 33 Responses



### 13-11-2020 – Craft Workshop – Mrs. V. Chandra, AP/EEE

In the craft workshop mandala arts and newspaper art were covered.

Following points were discussed during the session

For Mandala art

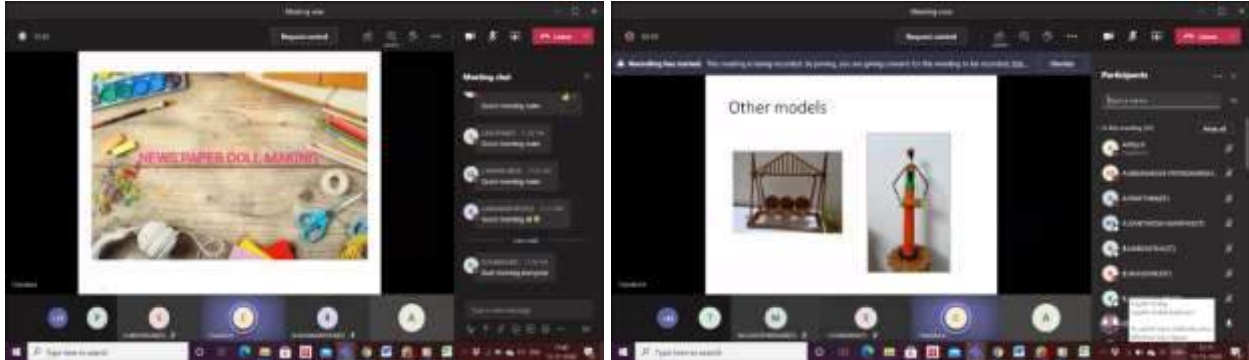
1. What is mandala
2. Explaining the procedure for creating a mandala
3. How to combine the mandala patterns

For Newspaper art

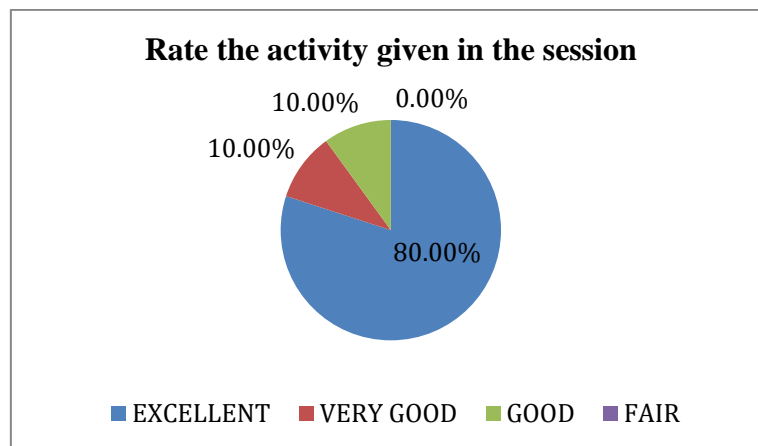
1. Explain the procedure for making models using newspaper.
2. Given ideas for making the models.



## Online Student Induction Programme – 2020-2021



### Feedback Analysis : From 30 Responses



### Student Activities

## Online Student Induction Programme – 2020-2021



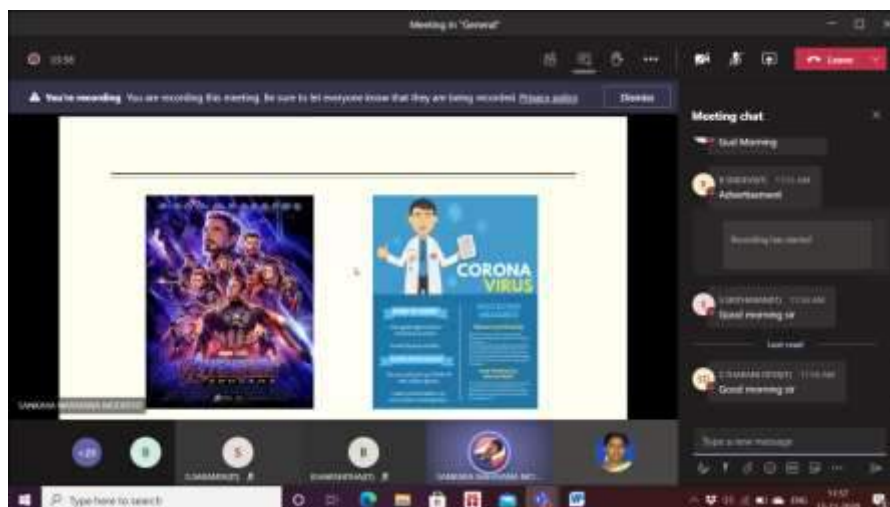
## Online Student Induction Programme – 2020-2021



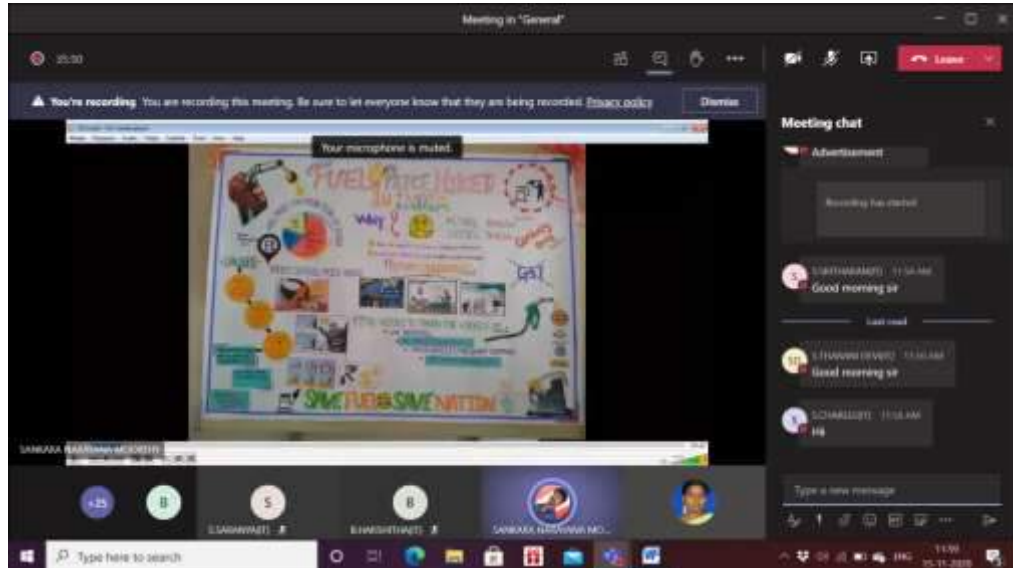
### 15-11-2020 – Poster Making – Mr. A. Sankaranarayana Murthy, AP/ Mechanical

Following points were discussed during this session

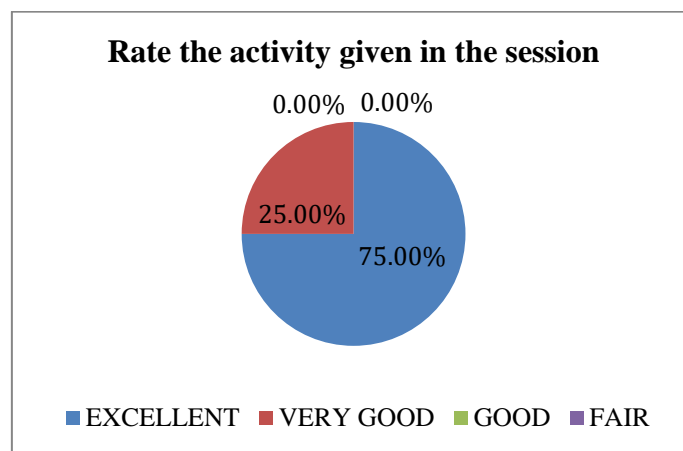
- How to make a poster
- Types of poster
- Purpose of making poster
- Ideas about making effective poster
- How to convey information to others with the help of posters.



## Online Student Induction Programme – 2020-2021





### Feedback Analysis : From 12 Responses





## Online Student Induction Programme – 2020-2021

### Student Activities



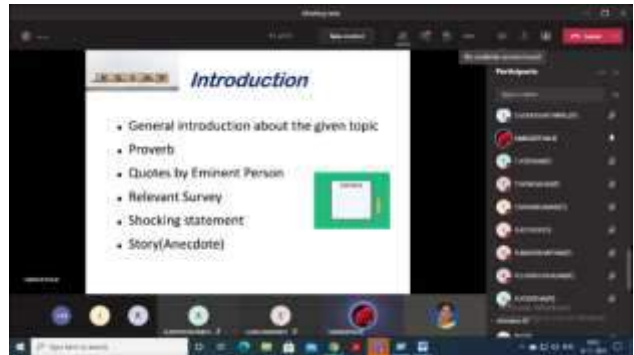
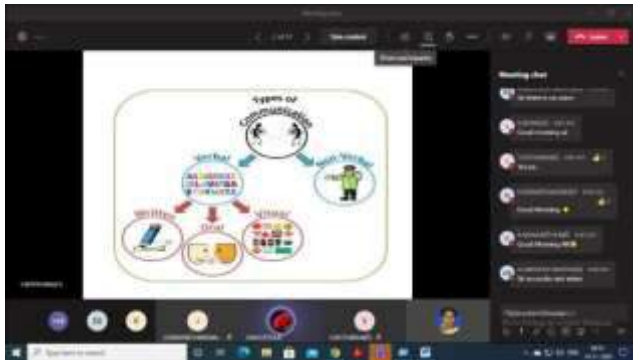
16-11-2020 – Communication – Mrs. R. Sangeetha, AP/Civil

Following points were discussed with the students in this session

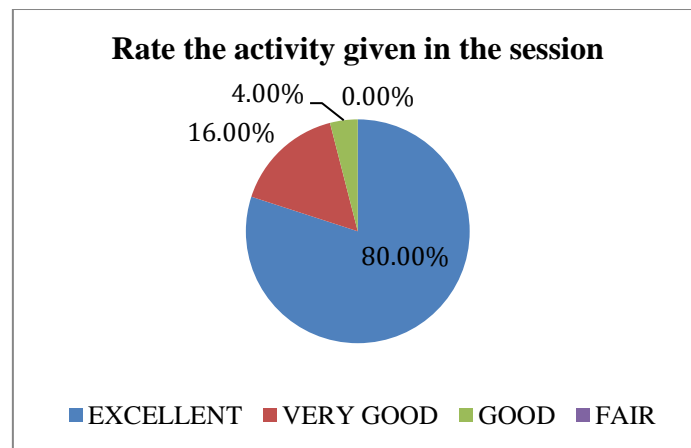
- Types of communication
- How to use internet to gather information on a particular topic using correct keyword
- Boolean search in Google
- Essay writing – Hamburger Format
- How to construct paragraph using SPELT concept
- Activity on rearranging sentences
- Example for an essay
- What is E-Mail
- How to write an effective E-Mail

## Online Student Induction Programme – 2020-2021

- Structure of an E-mail
- Comparison of Good and Bad E-mail
- Activity on E-Mail (Fill in the blanks)
- E-Mail Etiquette

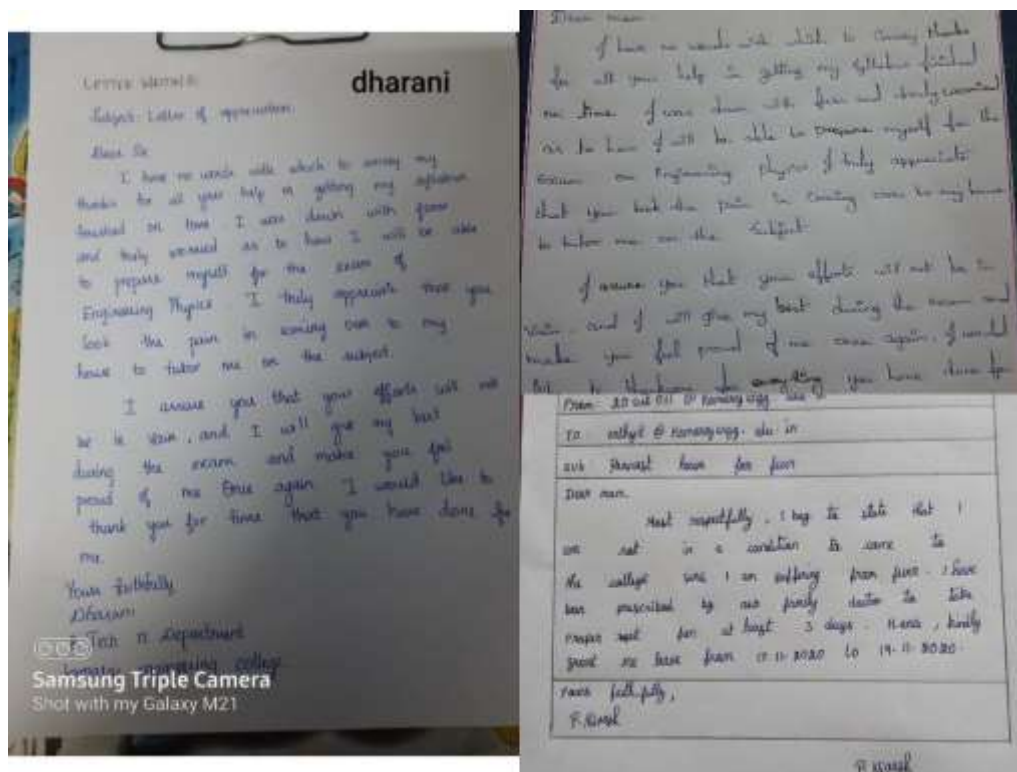


### Feedback Analysis : From 25 Responses



## Online Student Induction Programme – 2020-2021

### Student Activities

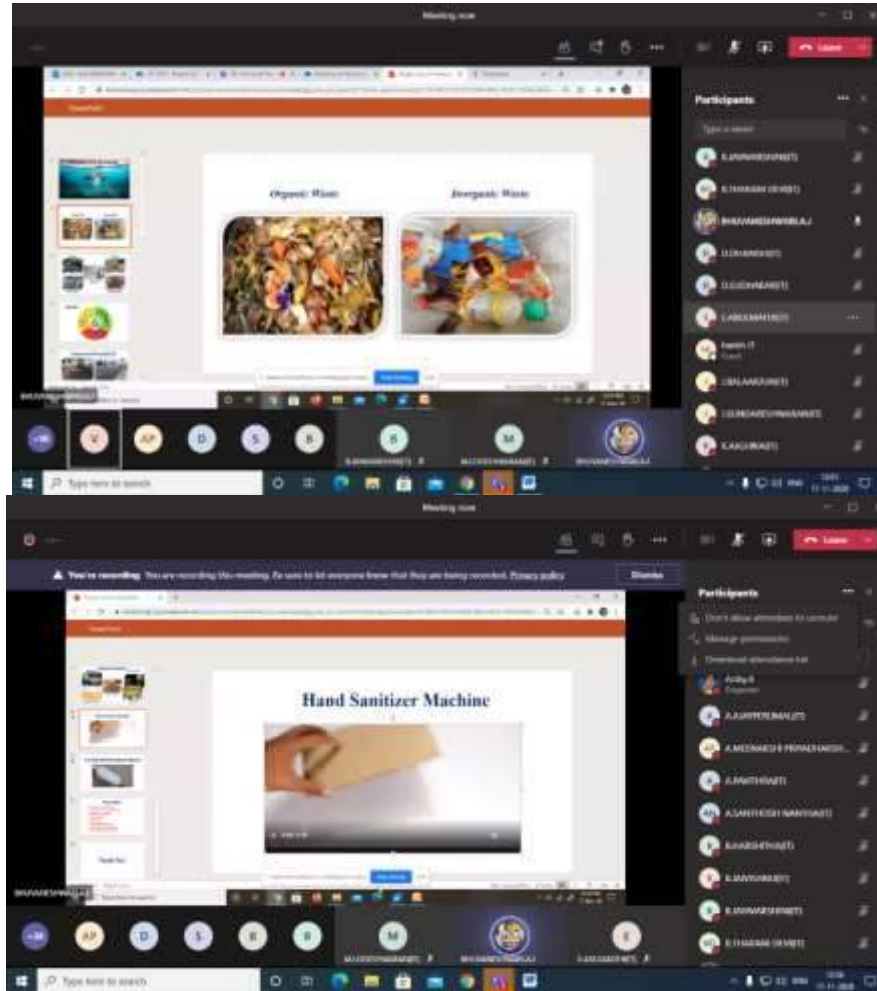


### 17-11-2020 – Project out of Waste – Mrs. A. J. Bhuvaneshwari

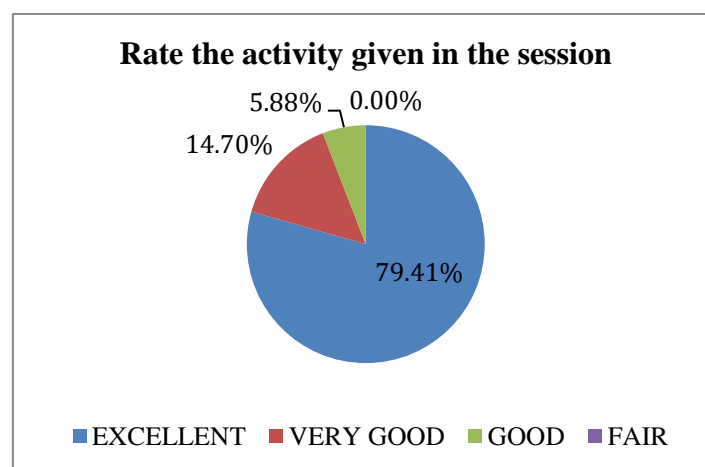
In this session we delivered a lecture regarding Waste management.

- Important Points focused were
- Points about different type of waste
- Focus points are: E-waste, Non-biodegradable waste, Household waste and Medical waste, etc
- How to manage effectively-Existing Waste Management
- Advantages of waste Management
- Harmful effects & subsequences of Waste.

## Online Student Induction Programme – 2020-2021



### Feedback Analysis : From 34 Responses



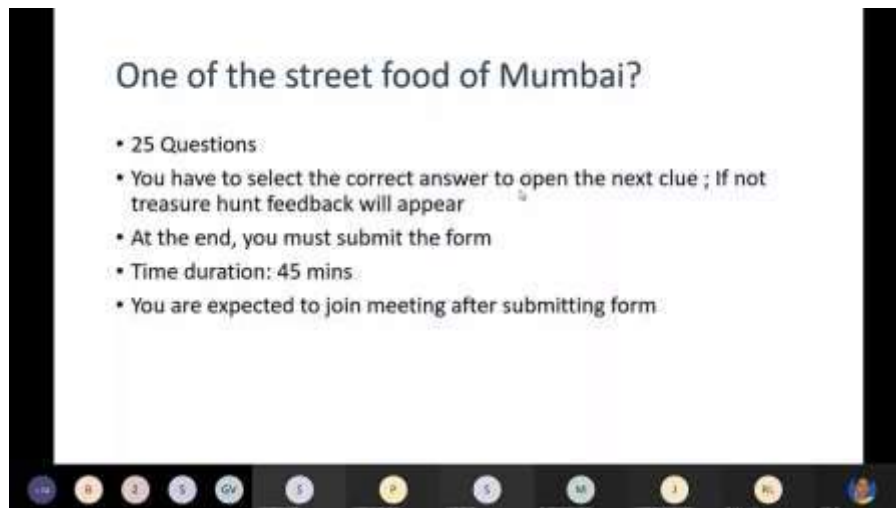


## Online Student Induction Programme – 2020-2021

### Student Activities

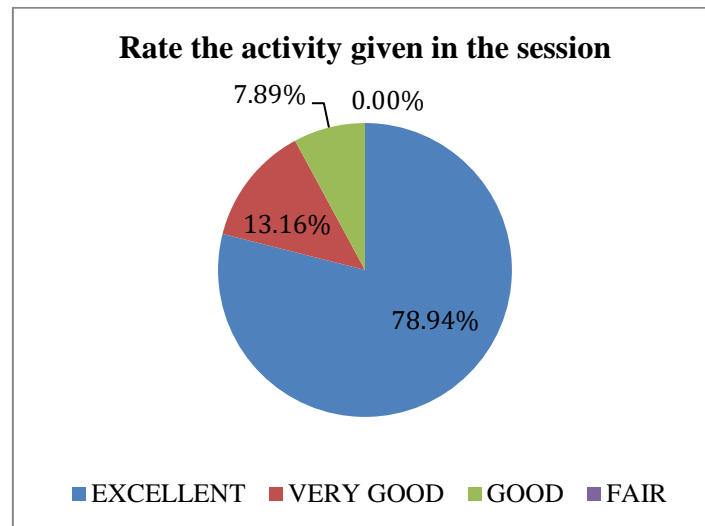


18-11-2020 – Online Treasure hunt/ Mobile app Development – Mr. P. Praveen Kumar & Mrs. D. Gayathri Devi, AP/IT



## Online Student Induction Programme – 2020-2021

Feedback Analysis : From 38 Responses



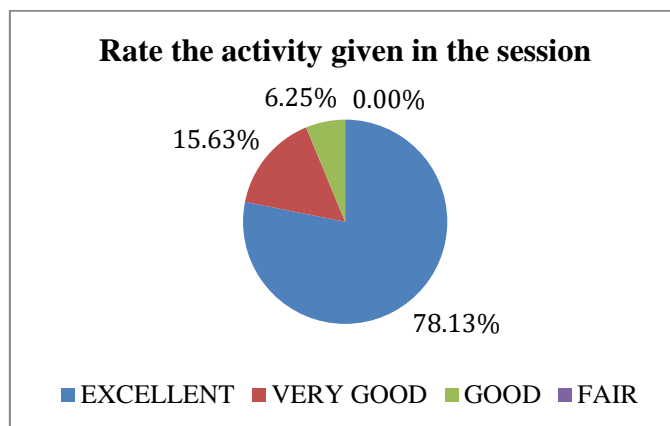
19-11-2020 – Hardware Assembly and Disassembly/ Mobile app Development –

Dr. M. Chengathir Selvi & Mrs. V. Deepa Priya, AP/IT

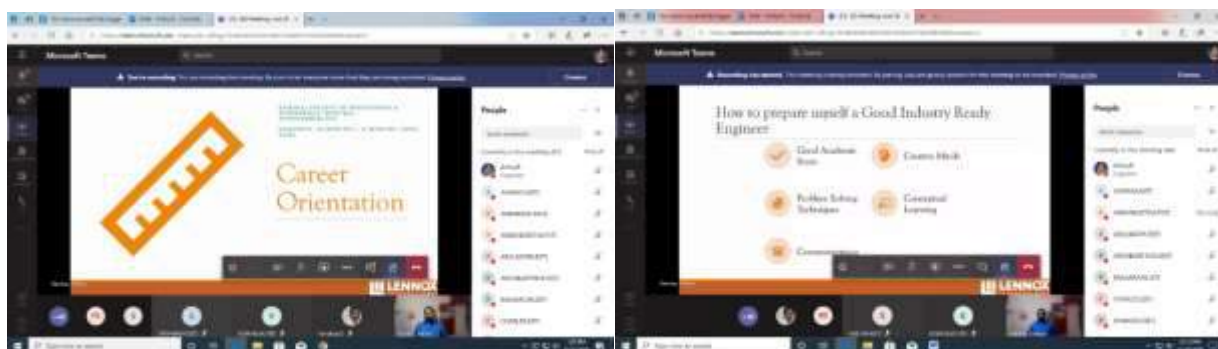


## Online Student Induction Programme – 2020-2021

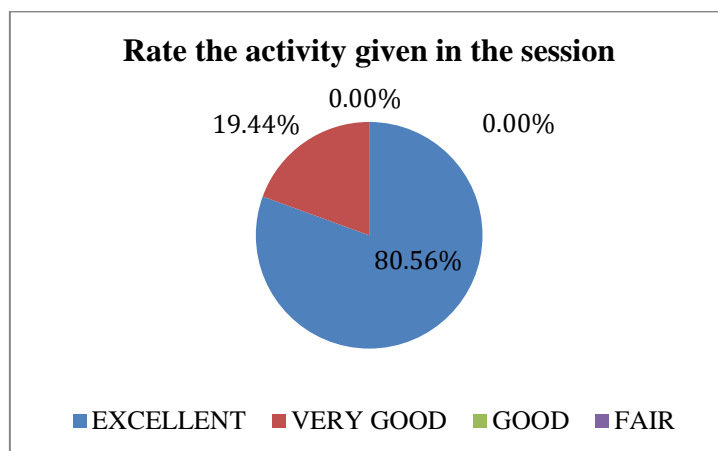
### Feedback Analysis – From 32 Responses



### 20-11-2020 – Career Orientation – Alumni Interaction

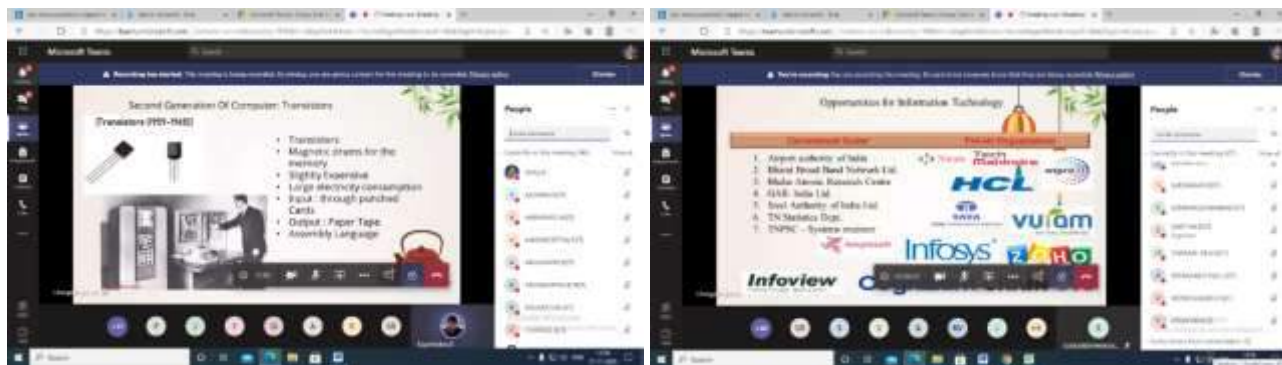


### Feedback Analysis : From 33 Responses

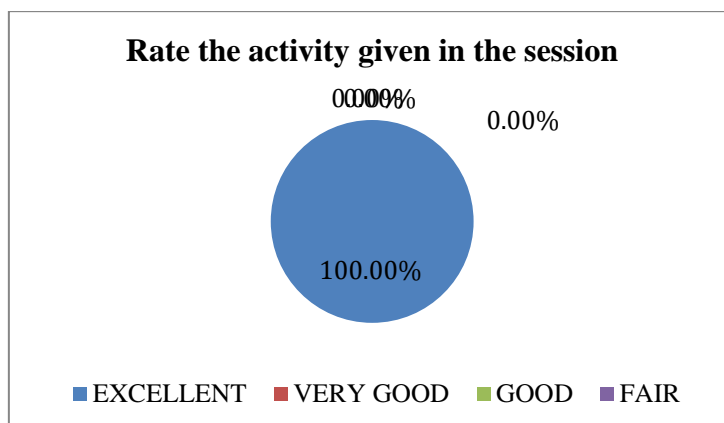


## Online Student Induction Programme – 2020-2021

**21-11-2020 - Glimpses of IT – Sky is not a limit - Mrs. D. Kayathri Devi, AP/IT**  
**Dr. M. Chengathir Selvi, AP/IT**



### Feedback Analysis – From 1 Response



### Group IV – Bio Technology

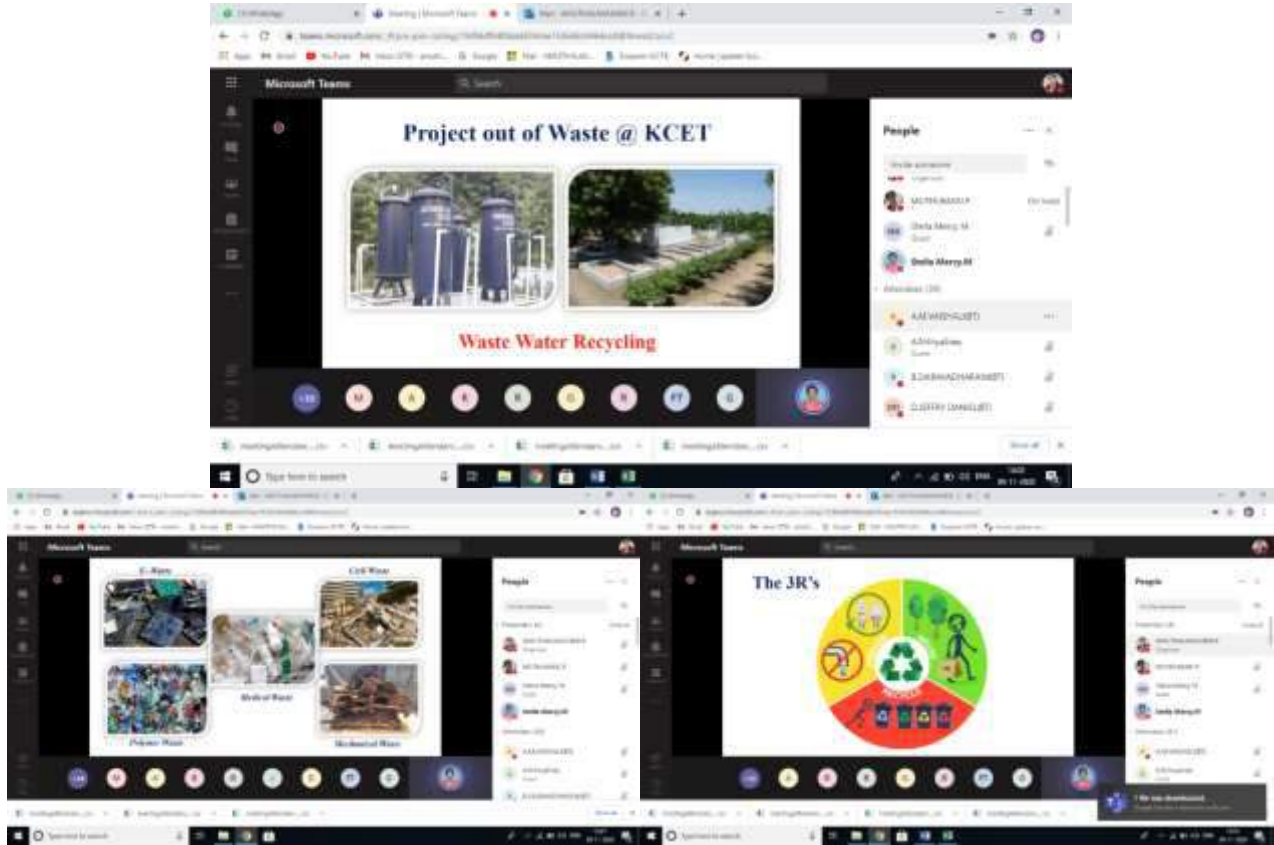
**10-11-2020 – Project out of Waste – Mrs. M. Stella Mercy, AP/ECE**

In this session we delivered a lecture regarding Waste management.

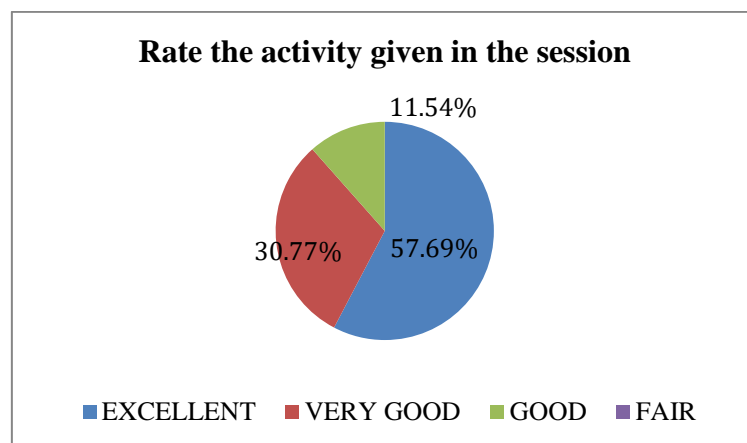
- Important Points focused were
- Points about different type of waste
- Focus points are: E-waste, Non-biodegradable waste, Household waste and Medical waste, etc
- How to manage effectively-Existing Waste Management
- Advantages of waste Management
- Harmful effects & subsequences of Waste.



## Online Student Induction Programme – 2020-2021



### Feedback Analysis – From 26 Responses



## Online Student Induction Programme – 2020-2021

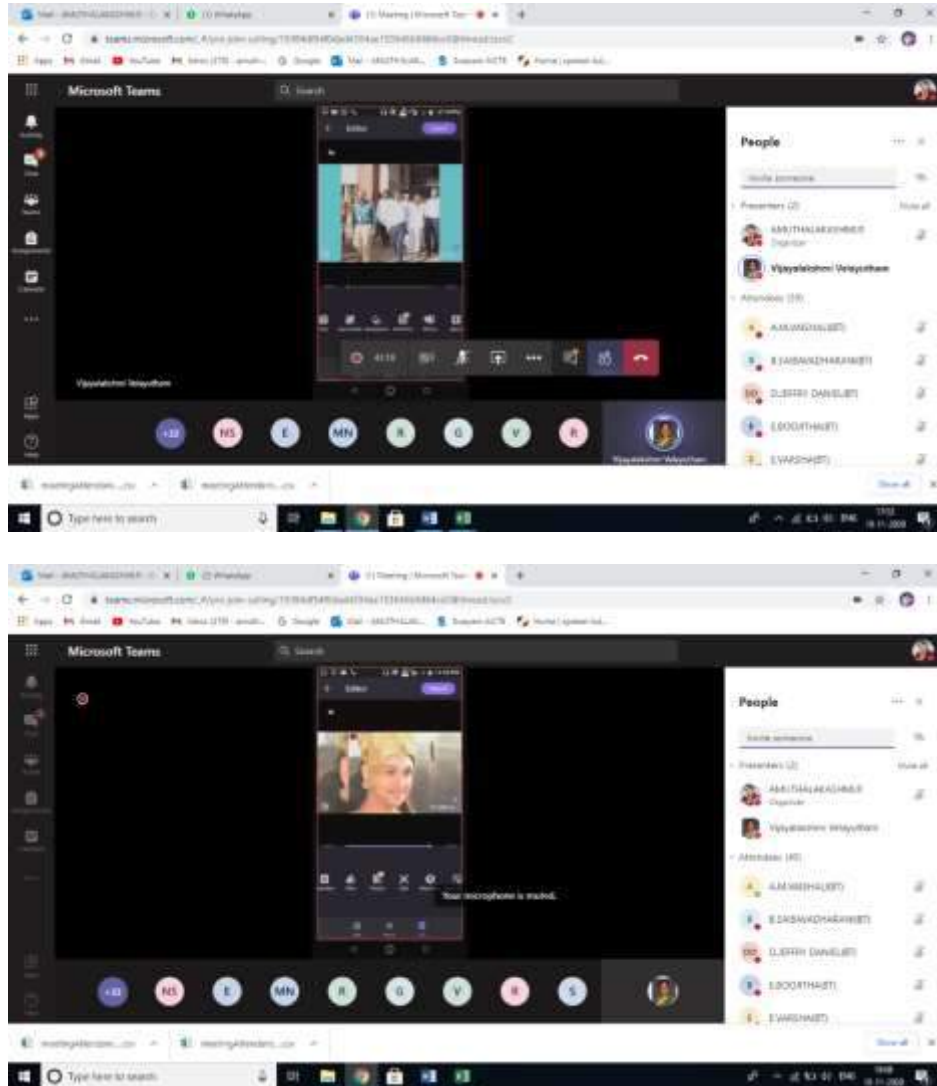
### Student Activities



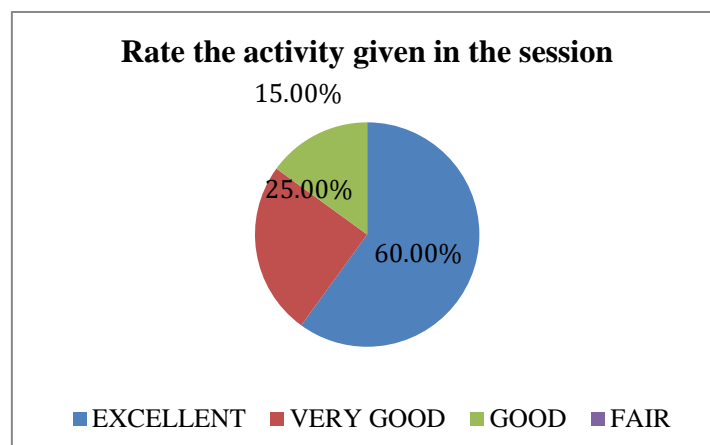
### 11-11-2020- Short Film Making – Mrs. V.Vijayalakshmi, AP/IT

1. An introduction to short film with advantages and disadvantages were discussed.
2. Various editing applications available for pictures, video and audio were discussed.
3. Students told what applications they are using for their content making.
4. General Instructions
  - 4.1. Take 10 best photos / 3 videos as per your theme.
  - 4.2. Edit the photos as per your theme.
  - 4.3. Convert the photos into video / merge the videos.
  - 4.4. Edit the audios (3 to 5) as per your theme.
  - 4.5. Make it as a short film - Minimum 30 Sec. to Maximum 2 Min.
5. Faculty gave a demo for combining the photos into video and adding suitable audio content.

## Online Student Induction Programme – 2020-2021



### Feedback Analysis – From 20 Responses

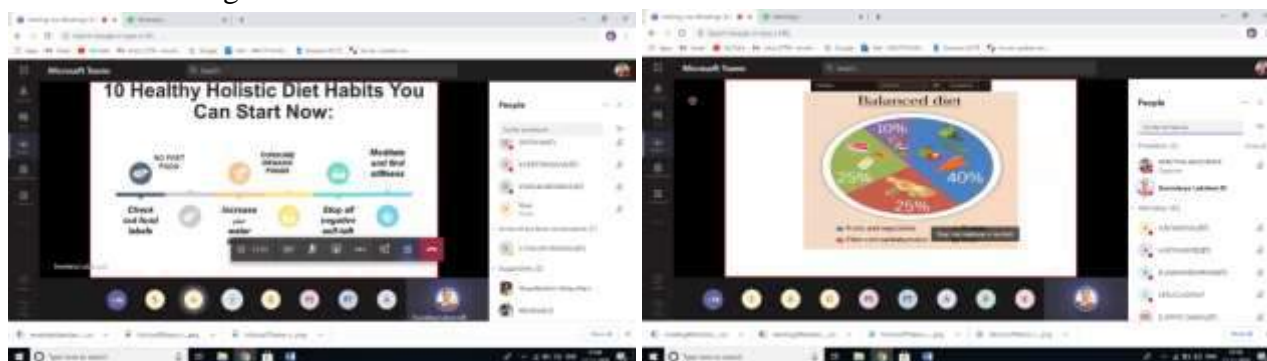


## Online Student Induction Programme – 2020-2021

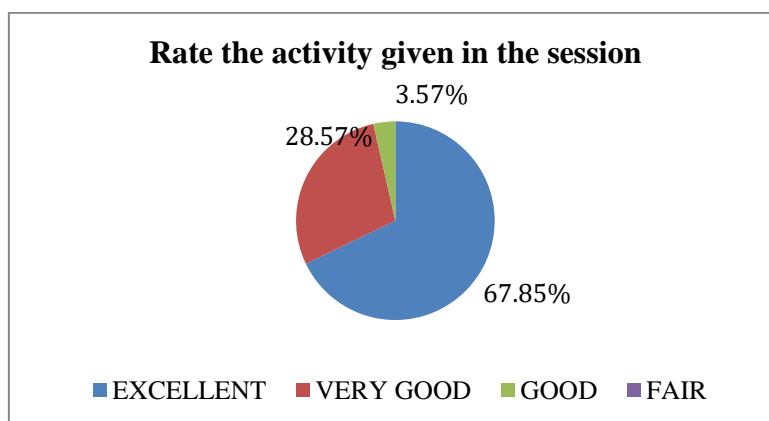
12-11-2020 – Holistic Food – Mrs. M. Soundharya Lakshmi, AP/BT

The learner will:

- define healthy food.
- recognize the food pyramid.
- sort a variety of foods into food pyramid categories.
- describe which foods they should eat more of (or less) than others.
- understand that healthy food is important to all people.
- distinguish wants and needs.



### Feedback Analysis – From 28 Responses





## Online Student Induction Programme – 2020-2021

### Student Activities

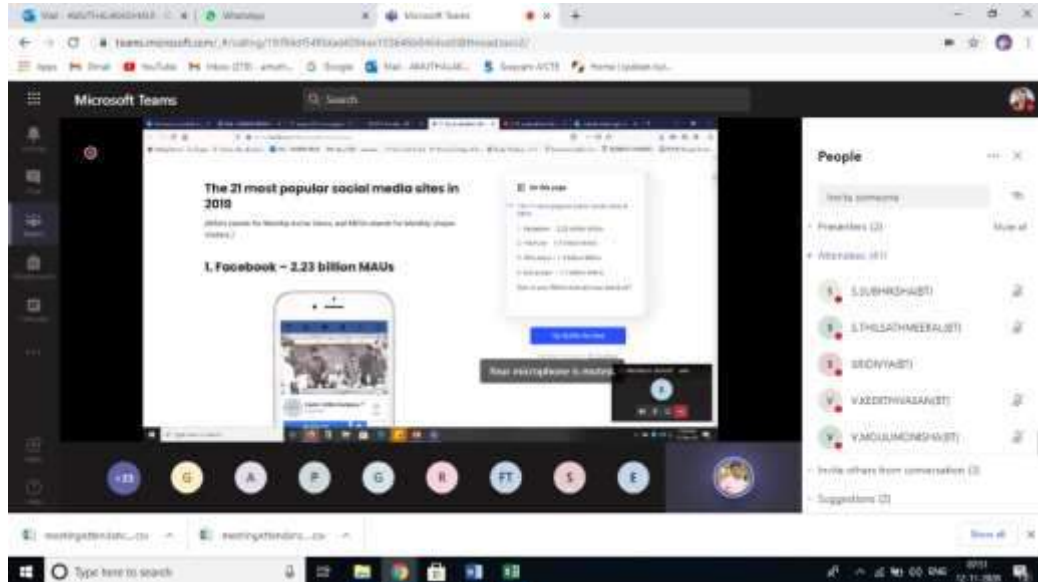


### 13-11-2020 – Social Networking (Do's and Don'ts) – Mr. S. Ramesh Prabhu, AP/EIE

In this session, awareness on using social media was discussed. The following points were discussed with the students.

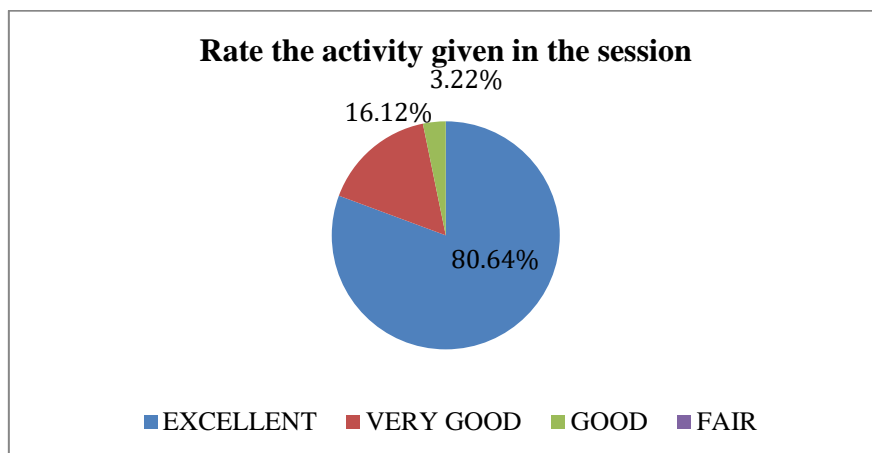
- What are social networking sites?
- Why social media is needed?
- Advantages & Disadvantages of Social networking
- Constructive way of utilizing social networks
- Youtuber
- Digital Marketing
- All about LinkedIn
- What are the advantages of using LinkedIn to student community?
- LinkedIn profile creation
- How to use LinkedIn to rise contact with industries for internship/Placement?
- LinkedIn Digital Learning- How to use it?

## Online Student Induction Programme – 2020-2021



## Online Student Induction Programme – 2020-2021

### Feedback Analysis – From 31 Responses



### 15-11-2020 – Craft Workshop, Mrs. C. Nagadevi, AP/EEE

In the craft workshop mandala arts and newspaper art were covered.

Following points were discussed during the session

For Mandala art

1. What is mandala
2. Explaining the procedure for creating a mandala
3. How to combine the mandala patterns

For Newspaper art

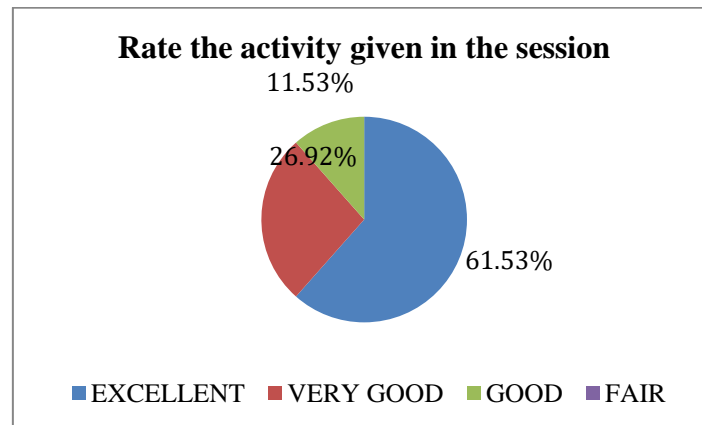
1. Explain the procedure for making models using newspaper.
2. Given ideas for making the models.





## Online Student Induction Programme – 2020-2021

### Feedback Analysis – From 26 Responses



### Student Activities





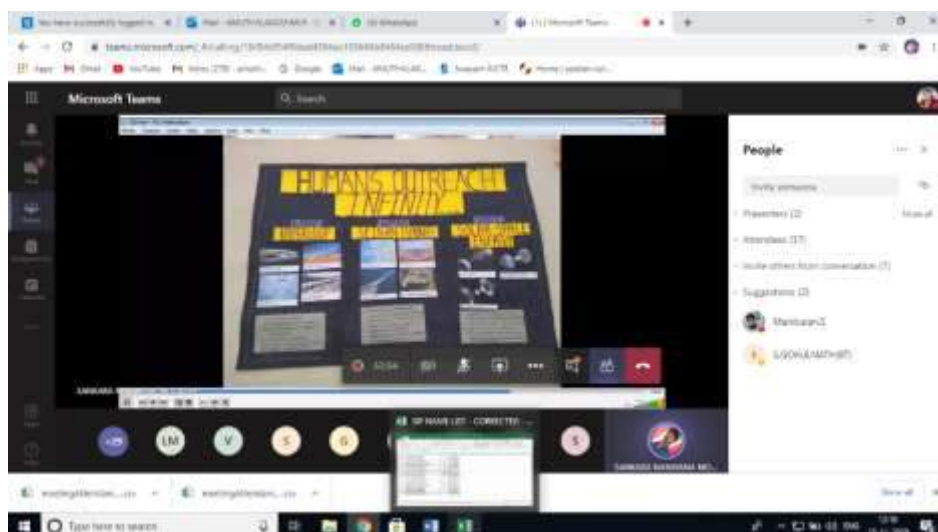
## Online Student Induction Programme – 2020-2021



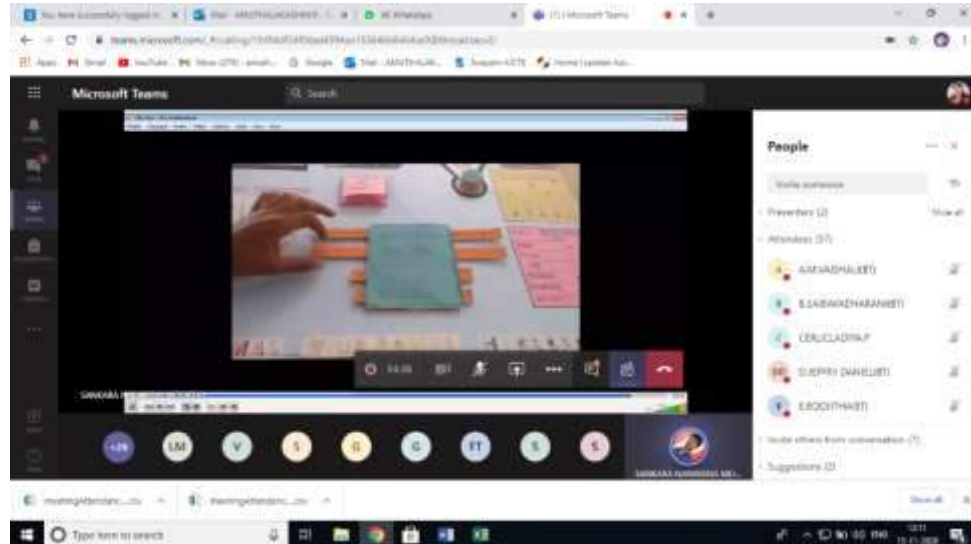
**16-11-2020 – Poster Making – Mr. A. Sankaranarayana Moorthy, AP/Mechanical**

Following points were discussed during this session

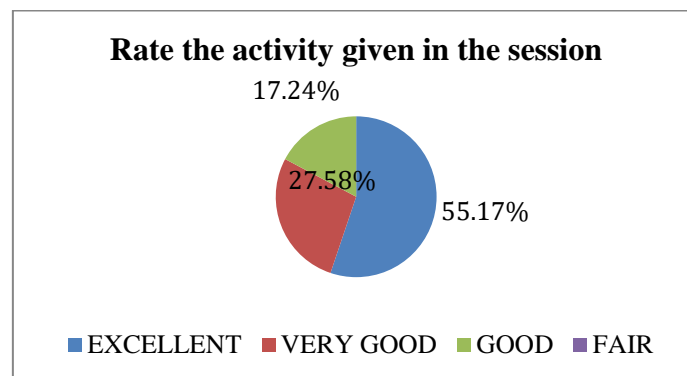
- How to make a poster
- Types of poster
- Purpose of making poster
- Ideas about making effective poster
- How to convey information to others with the help of posters.



## Online Student Induction Programme – 2020-2021



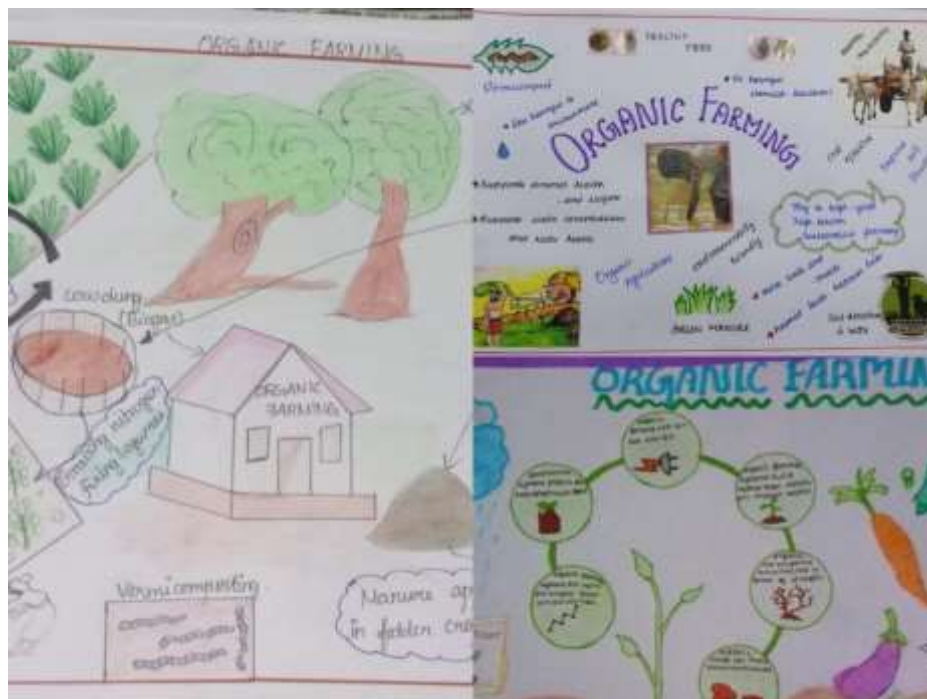
### Feedback Analysis – From 29 Responses



### Student Activities



## Online Student Induction Programme – 2020-2021



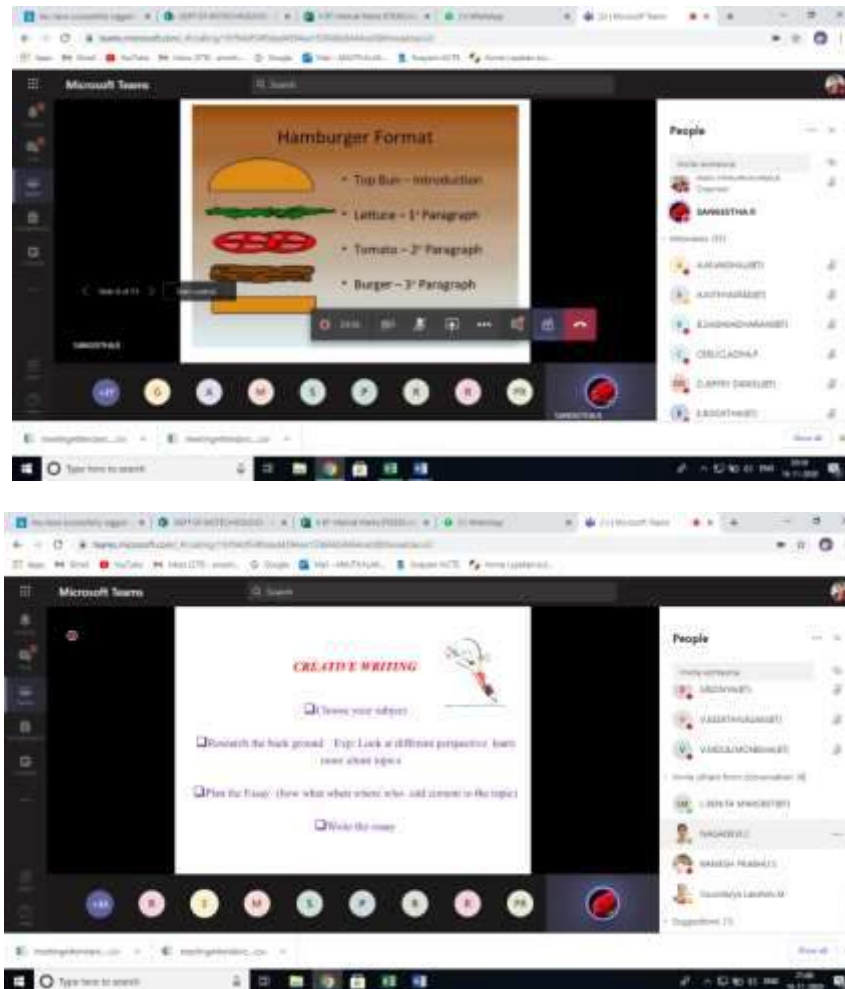
17-11-2020 – Communication- Mrs. R. Sangeetha, AP/Civil

Following points were discussed with the students in this session

- Types of communication
- How to use internet to gather information on a particular topic using correct keyword
- Boolean search in Google
- Essay writing – Hamburger Format
- How to construct paragraph using SPELT concept
- Activity on rearranging sentences
- Example for an essay
- What is E-Mail
- How to write an effective E-Mail
- Structure of an E-mail
- Comparison of Good and Bad E-mail
- Activity on E-Mail (Fill in the blanks)
- E-Mail Etiquette

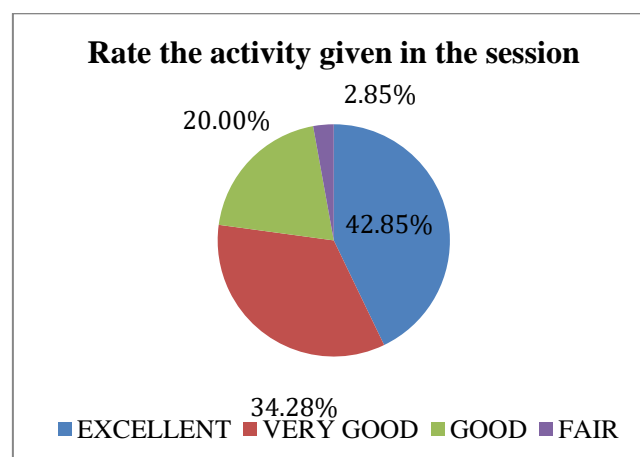


## Online Student Induction Programme – 2020-2021



### Feedback Analysis – From 31 Responses

Only one student rated fair because of poor network connectivity.



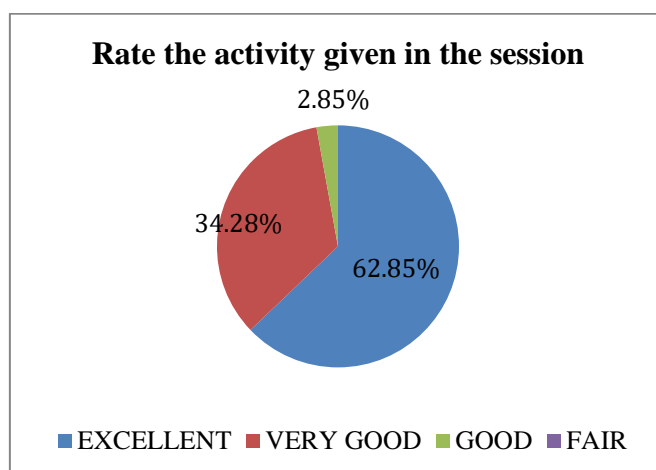


## Online Student Induction Programme – 2020-2021

18-11-2020 – Home made Remedies – Medical Biotechnology – Dr. S. KarthiKumar,

Dr. D. Pradiba, AP/BT

Feedback Analysis – From 35 Responses



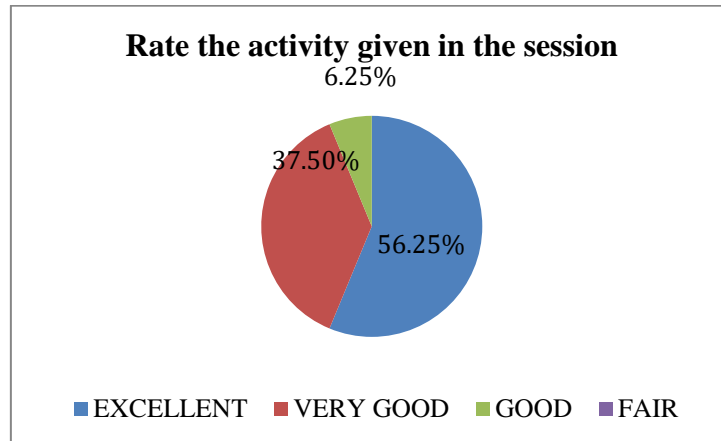
### Student Activities





## Online Student Induction Programme – 2020-2021

### Feedback Analysis – From 32 Responses



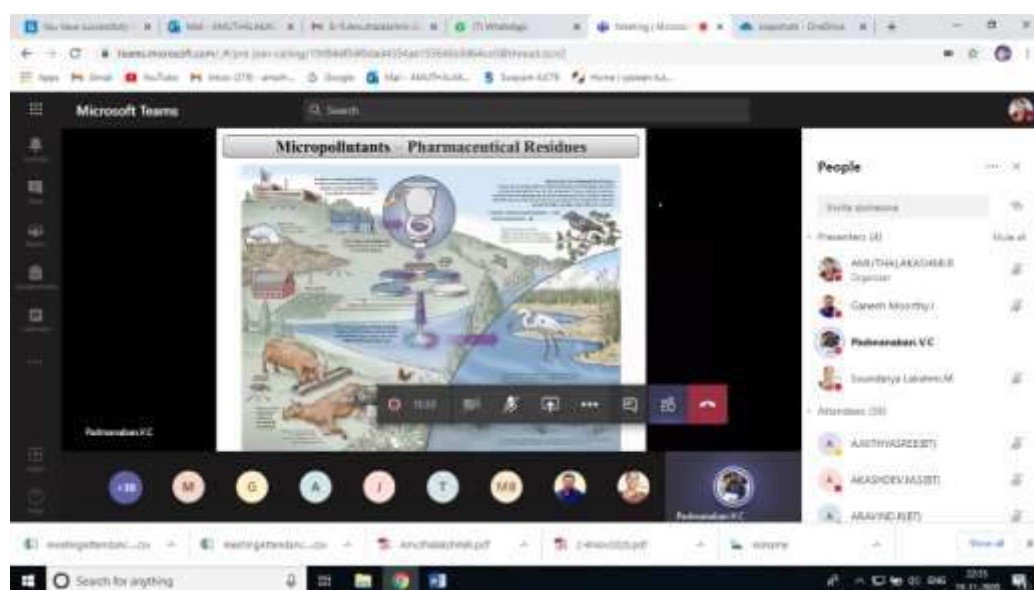
### Student Activities





## Online Student Induction Programme – 2020-2021

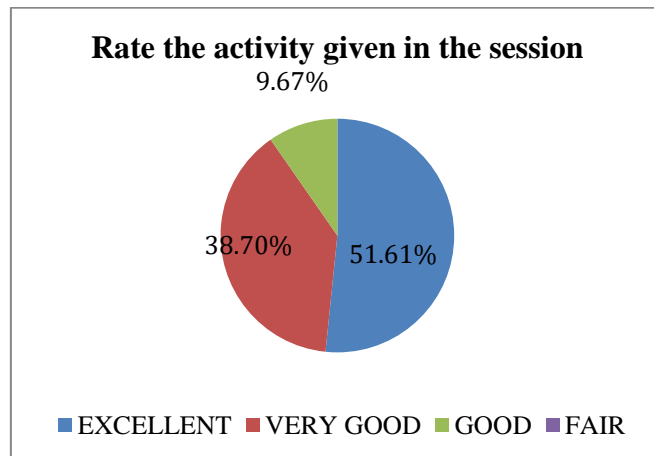
**20-11-2020 Environmental Biotechnology by Dr. I. Ganesh Moorthy & Dr. S. Mariaamal Raj**





## Online Student Induction Programme – 2020-2021

### Feedback Analysis – From 31 Responses



### Student Activities



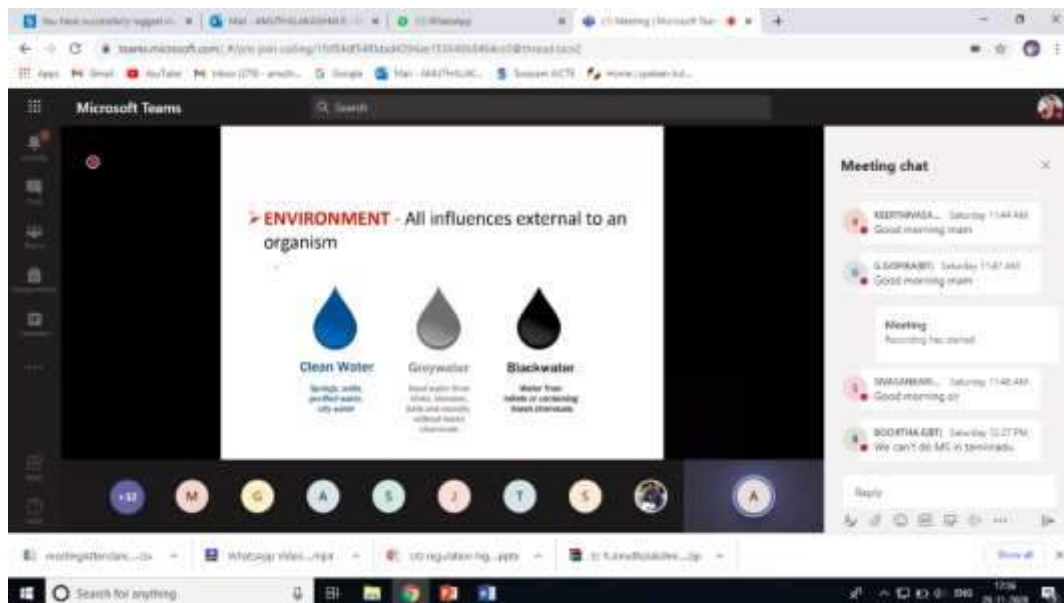
## Online Student Induction Programme – 2020-2021



21-11-2020 - Alumni Interaction by Ms.Abirami Balakrishnan, CLRI, Chennai & Dr. V. C. Padmanaban



## Online Student Induction Programme – 2020-2021



### Group V – Electrical and Electronics Engineering, Civil Engineering, Electrical and Instrumentation Engineering, Polymer Technology

**10-11-2020 – Social Networking (Do's and Don'ts) - Dr.S.Vinayagamoorthi, Associate Prof. / PT**

In this session, awareness on using social media was discussed. The following points were discussed with the students.

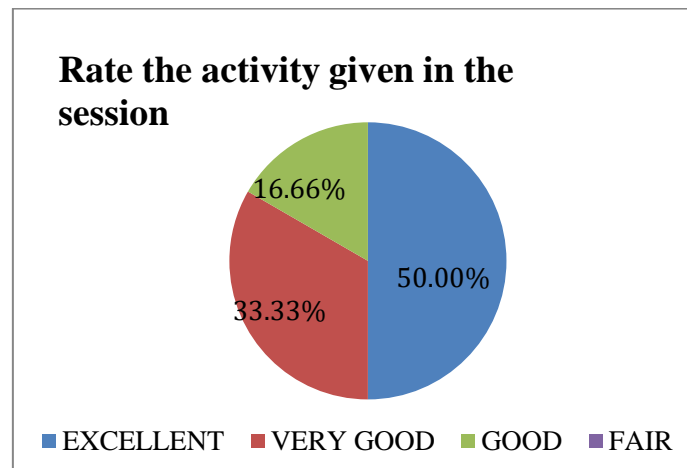
- What are social networking sites?
- Why social media is needed?
- Advantages & Disadvantages of Social networking
- Constructive way of utilizing social networks
- Youtuber
- Digital Marketing
- All about LinkedIn
- What are the advantages of using LinkedIn to student community?
- LinkedIn profile creation
- How to use LinkedIn to rise contact with industries for internship/Placement?
- LinkedIn Digital Learning- How to use it?



## Online Student Induction Programme – 2020-2021

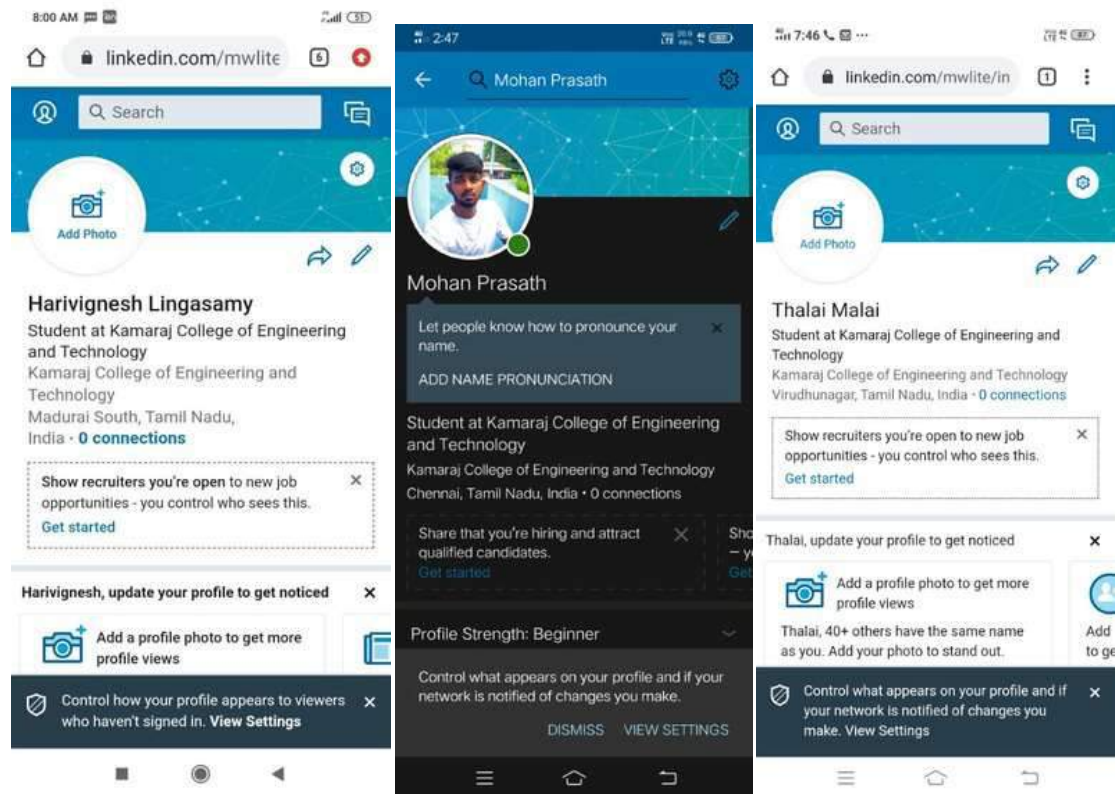


Feedback Analysis : From 18 Responses





## Online Student Induction Programme – 2020-2021



### 11-11-2020 – Craft Workshop - Mrs.V.Chandra, AP/EEE

In the craft workshop mandala arts and newspaper art were covered.

Following points were discussed during the session

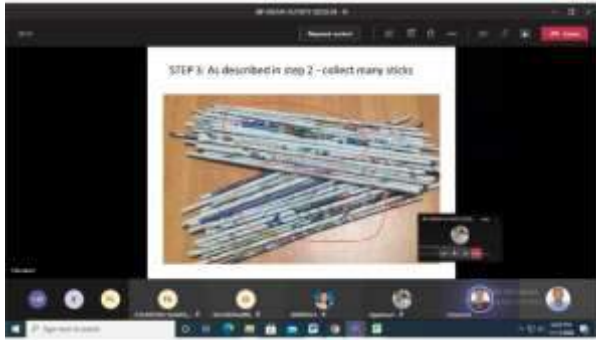
For Mandala art

4. What is mandala
5. Explaining the procedure for creating a mandala
6. How to combine the mandala patterns

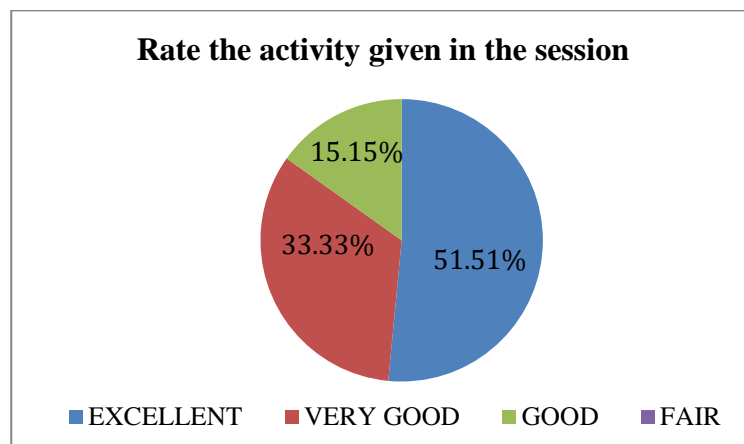
For Newspaper art

3. Explain the procedure for making models using newspaper.
4. Given ideas for making the models.

## Online Student Induction Programme – 2020-2021



### Feedback Analysis : From 33 Responses



### Student Activities

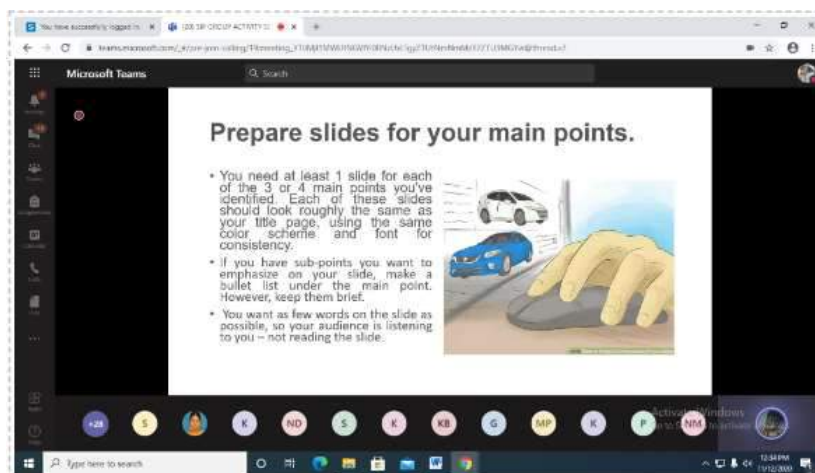


## Online Student Induction Programme – 2020-2021

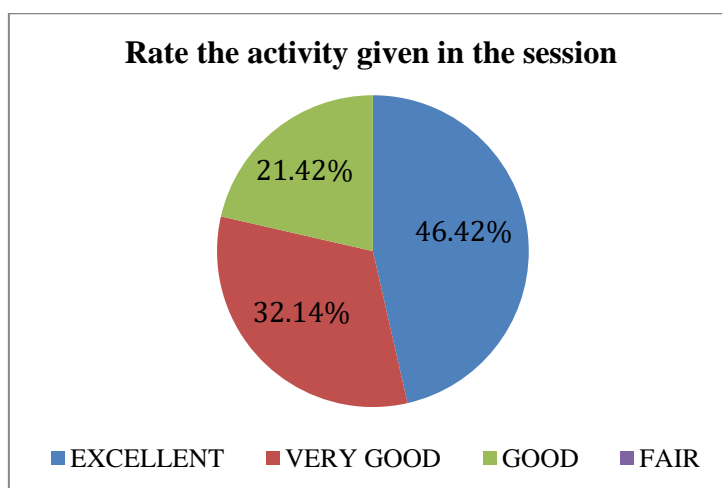
**12-11-2020 – Poster Making - Mr.M.Prithivraj, AP/MECH**

Following points were discussed during this session

- How to make a poster
- Types of poster
- Purpose of making poster
- Ideas about making effective poster
- How to convey information to others with the help of posters.



**Feedback Analysis : From 28 Responses**

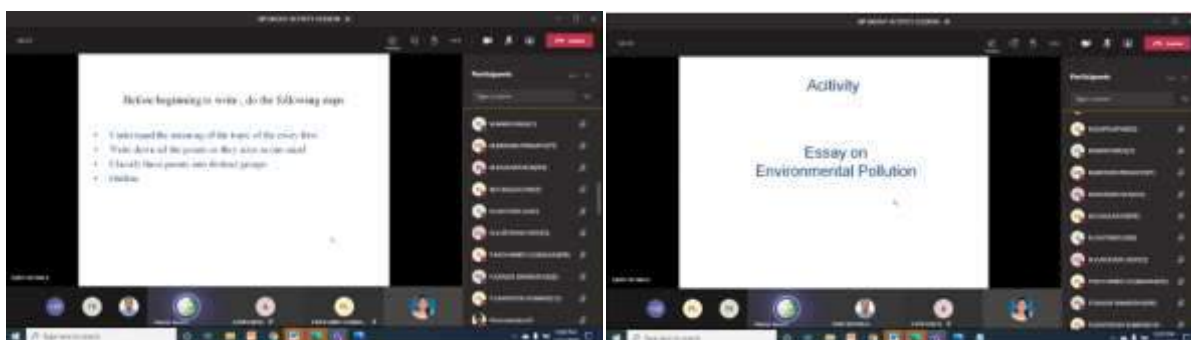


**13-11-2020 – Communication- Mrs.S.Thahira Banu, AP/CIVIL**

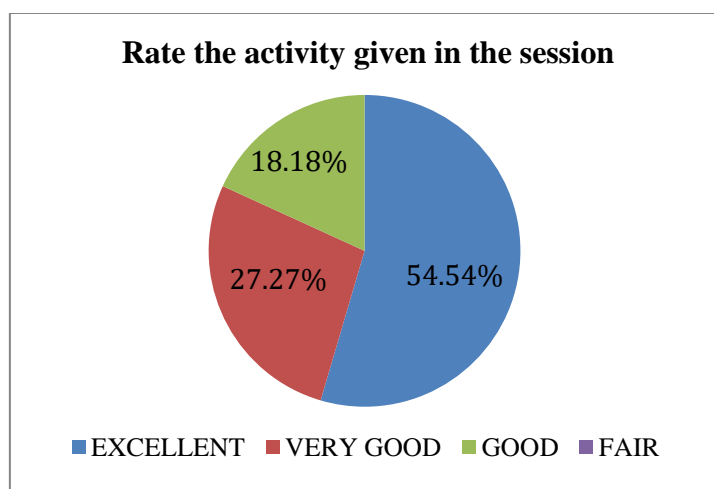
Following points were discussed with the students in this session

## Online Student Induction Programme – 2020-2021

- Types of communication
- How to use internet to gather information on a particular topic using correct keyword
- Boolean search in Google
- Essay writing – Hamburger Format
- How to construct paragraph using SPELT concept
- Activity on rearranging sentences
- Example for an essay
- What is E-Mail
- How to write an effective E-Mail
- Structure of an E-mail
- Comparison of Good and Bad E-mail
- Activity on E-Mail (Fill in the blanks)
- E-Mail Etiquette



### Feedback Analysis : From 30 Responses





## Online Student Induction Programme – 2020-2021

15-11-2020 – Project Out of Waste – Dr.R.S.Venkatesan, AP/ECE

In this session we delivered a lecture regarding Waste management.

- Important Points focused were
  - Points about different type of waste
  - Focus points are: E-waste, Non-biodegradable waste, Household waste and Medical waste, etc
  - How to manage effectively-Existing Waste Management
  - Advantages of waste Management
  - Harmful effects & subsequences of Waste.



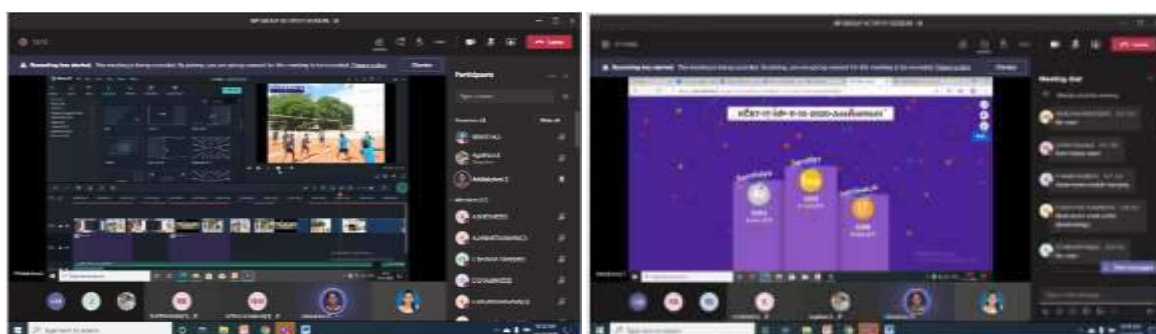
### Student Activity



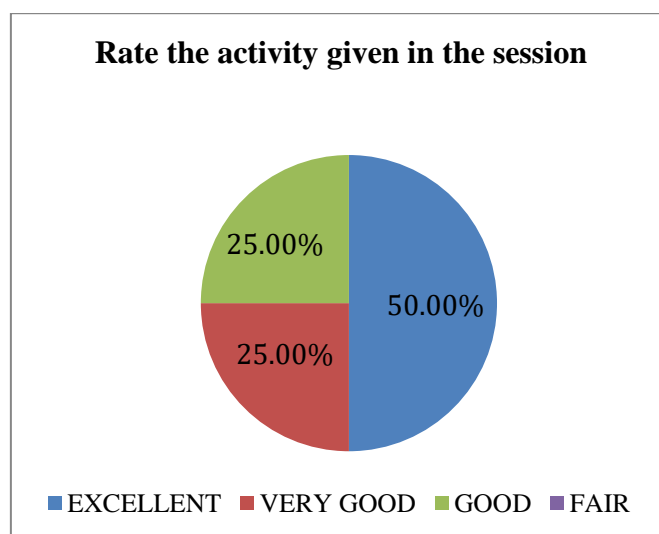
## Online Student Induction Programme – 2020-2021

### 16-11-2020 – Short Film Making - Mr. D. Vendhan, AP/IT

1. An introduction to short film with advantages and disadvantages were discussed.
2. Various editing applications available for pictures, video and audio were discussed.
3. Students told what applications they are using for their content making.
4. General Instructions
  - 4.1. Take 10 best photos / 3 videos as per your theme.
  - 4.2. Edit the photos as per your theme.
  - 4.3. Convert the photos into video / merge the videos.
  - 4.4. Edit the audios (3 to 5) as per your theme.
  - 4.5. Make it as a short film - Minimum 30 Sec. to Maximum 2 Min.
5. Faculty gave a demo for combining the photos into video and adding suitable audio content.



### Feedback Analysis : From 27 Responses

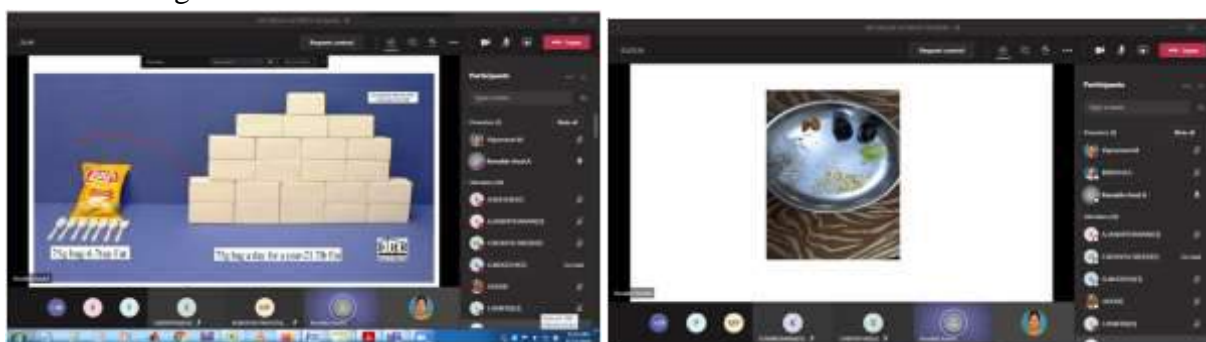


## Online Student Induction Programme – 2020-2021

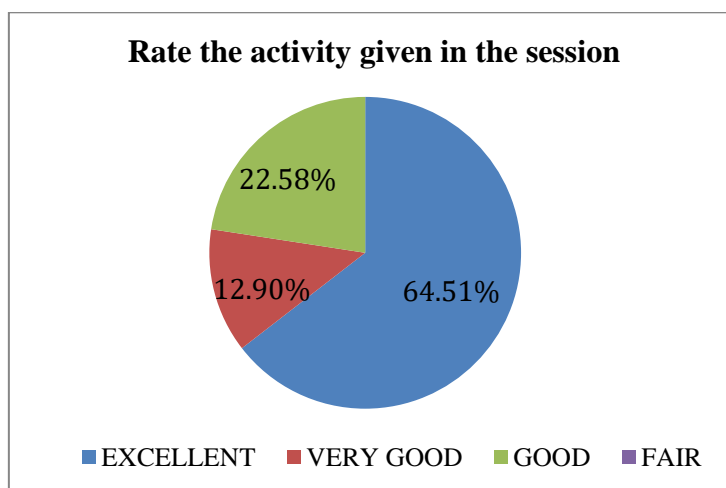
**17-11-2020 – Holistic Food - Dr.A.Ronaldo Anuf, AP/BT**

The learner will:

- define healthy food.
- recognize the food pyramid.
- sort a variety of foods into food pyramid categories.
- describe which foods they should eat more of (or less) than others.
- understand that healthy food is important to all people.
- distinguish wants and needs.



**Feedback Analysis : From 31 Responses**



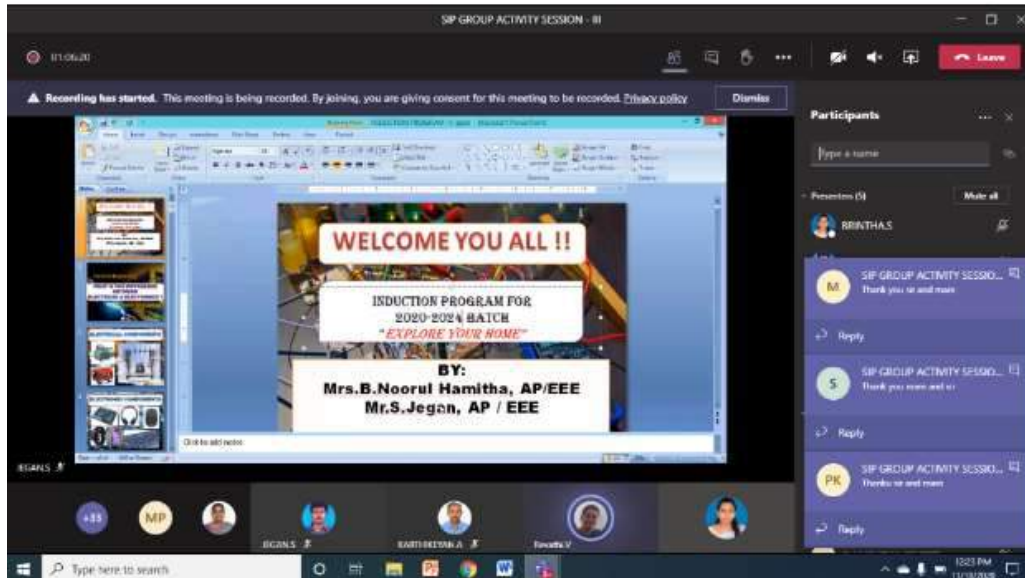
**18-11-2020 – Explore Your Home I - Mr.S.Jegan AP/EEE and Mrs.B.Noorul Hamitha**

**AP/EEE**

The department of Electrical and Electronics Engineering gave insights on the house hold appliances in our home under the topic " Explore your home". In this session the students were exposed to the basic operation, components in it, the science behind each and every appliance.



## Online Student Induction Programme – 2020-2021



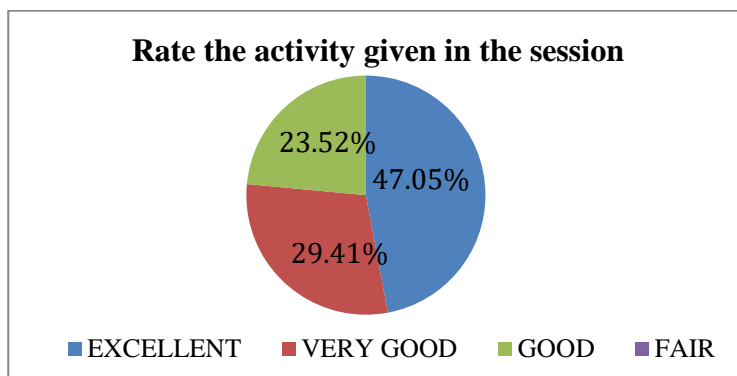
### Students Activity



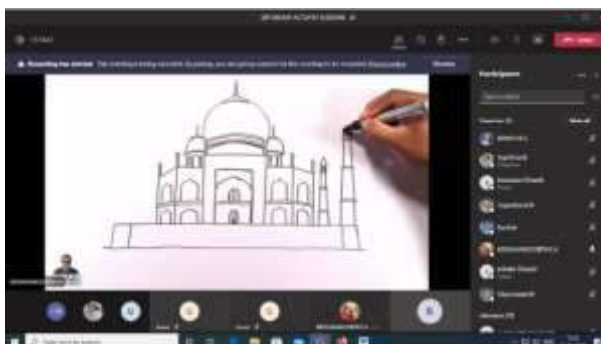


## Online Student Induction Programme – 2020-2021

Feedback Analysis : From 26 Responses



19-11-2020 - Explore Your Home II - Mr..A. Krishnamoorthy, Mr.N.Jegandurai, Dr.A.Karthik, AP/CIVIL

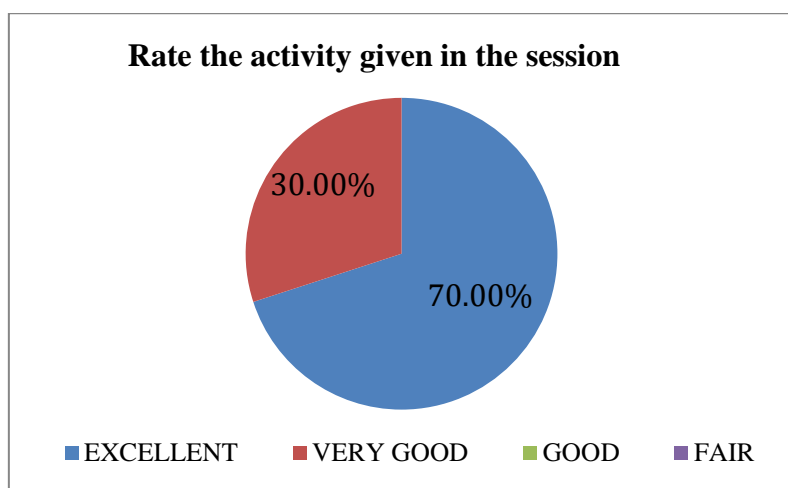


## Online Student Induction Programme – 2020-2021

### Student's Activity



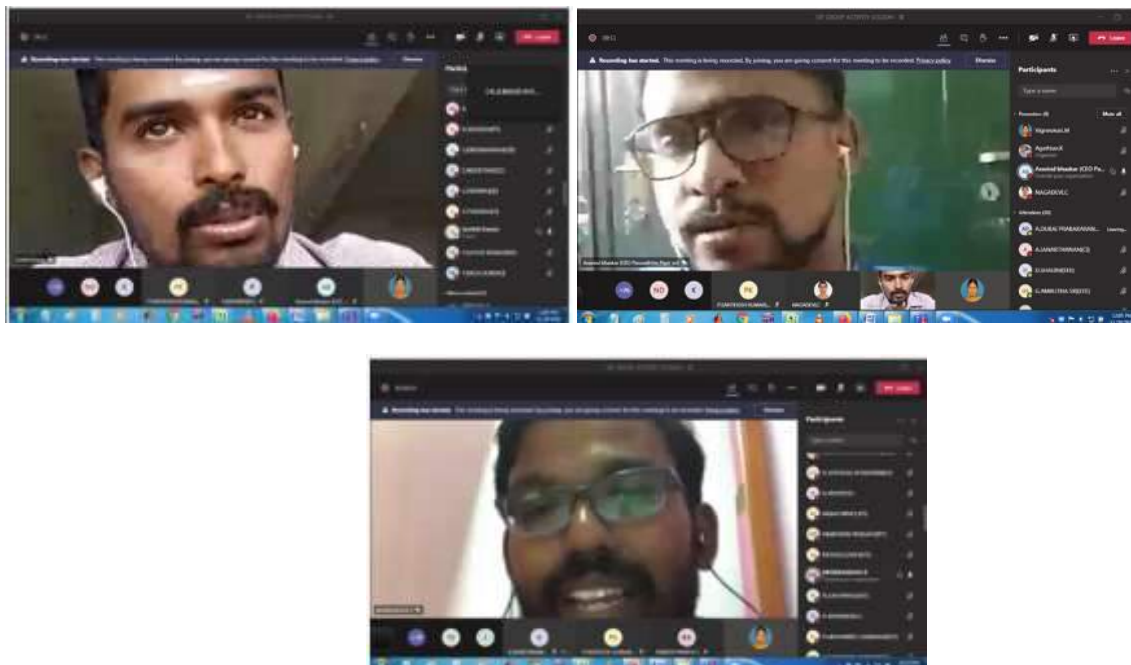
### Feedback Analysis : From 31 Responses



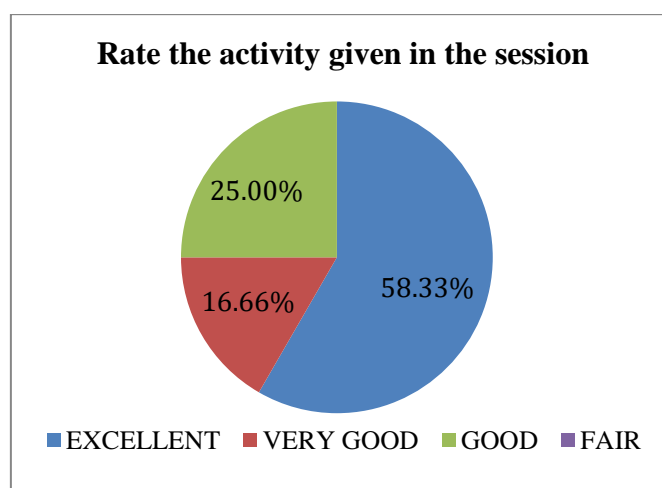
### 20-11-2020- Alumni Guest Lecture I - Mr.Senthil Kumar NCC Cadet [ Lecturer-Senthil Andavar Polytechnic College]

There was an alumni interaction session, " Mr.Senthil Kumar"- NCC cadet - Lecturer, Senthil Andavar polytechnic college, Tenkasi, shared their journey in KCET. He gave a bird's eye view on various clubs, NCC and opportunities in KCET.

## Online Student Induction Programme – 2020-2021



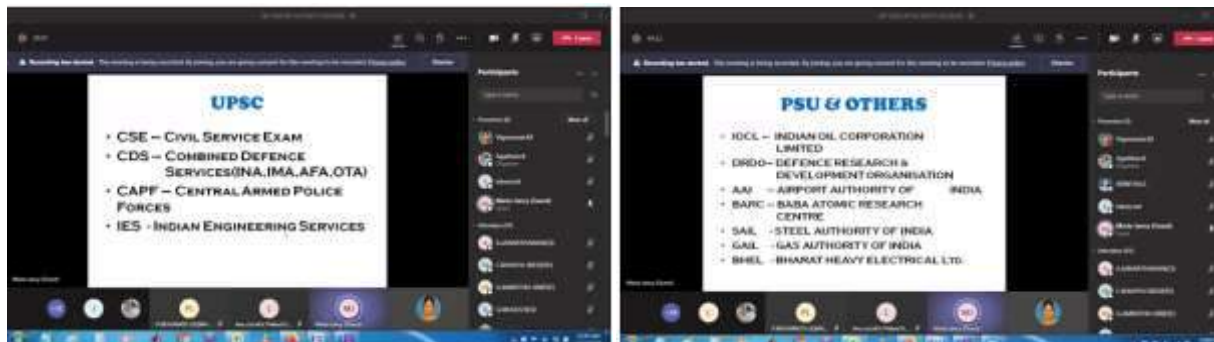
### Feedback Analysis : From 17 Responses



**21-11-2020-Alumni Guest Lecture II Er.M.R.Lokeshwaran, Junior Engineer, RRB, Madurai.  
Er.F.Mariya Jancy, Assistant Engineer, PWD / WRD, Mining and Monitoring Section,  
Thoothukudi**

There was an another alumni interaction session, by "Mr.Aravind Baskar" - CEO of "paruvathe payir sei", shared their journey in KCET. He also gave a bird's eye view on various clubs, NCC and opportunities in KCET.

## Online Student Induction Programme – 2020-2021

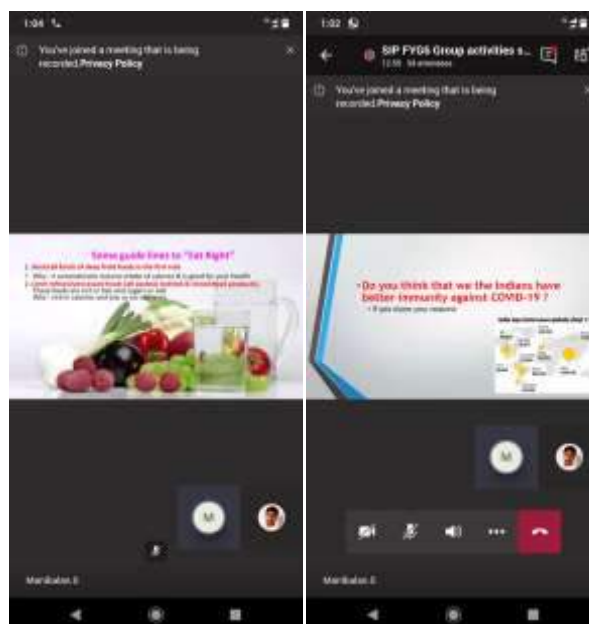


### Group VI – Mechanical Engineering and Mechatronics Engineering

**10-11-2020 – Holistic Food - Mr.S.Manibalan, AP/BT**

The learner will:

- Define healthy food.
- Recognize the food pyramid.
- Sort a variety of foods into food pyramid categories.
- Describe which foods they should eat more of (or less) than others.
- Understand that healthy food is important to all people.
- Distinguish wants and needs.



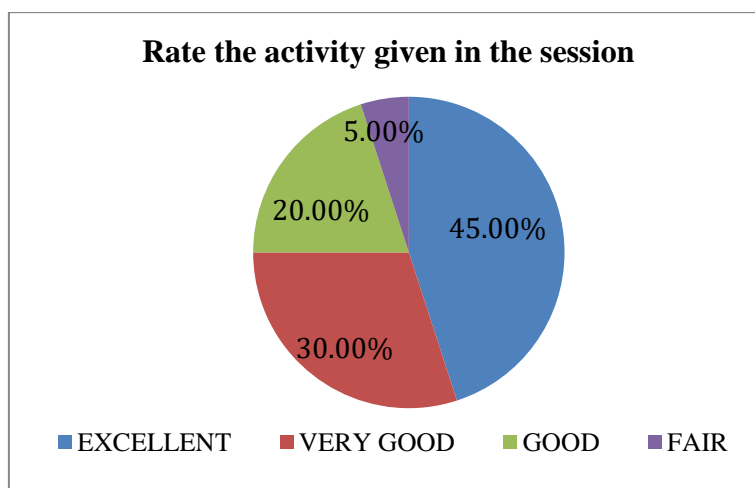


## Online Student Induction Programme – 2020-2021

### Student Activities



### Feedback Analysis : From 31 Responses



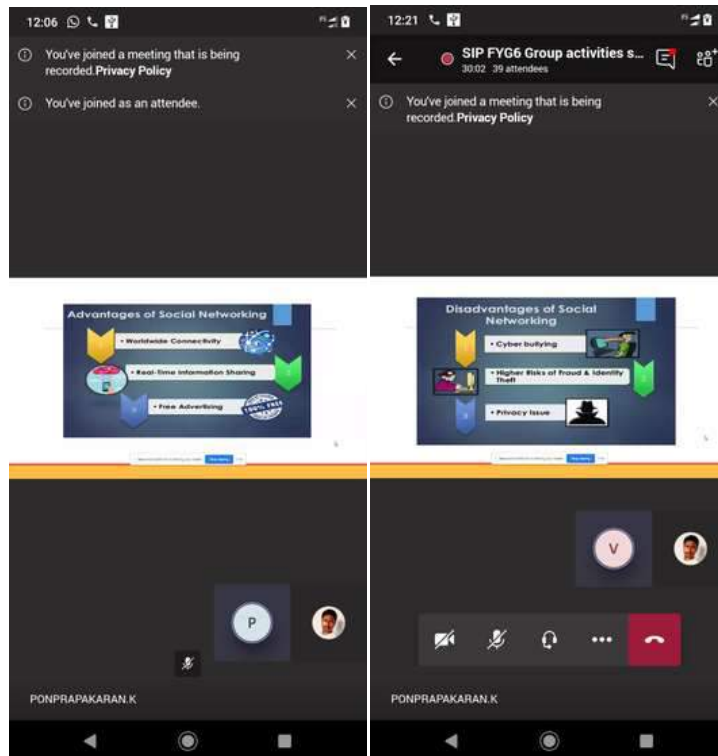
### 11-11-2020 - Social Networking (Do's and Don'ts) - Dr.K.Ponprapakaran AP/PT

In this session, awareness on using social media was discussed. The following points were discussed with the students.

- What are social networking sites?
- Why social media is needed?

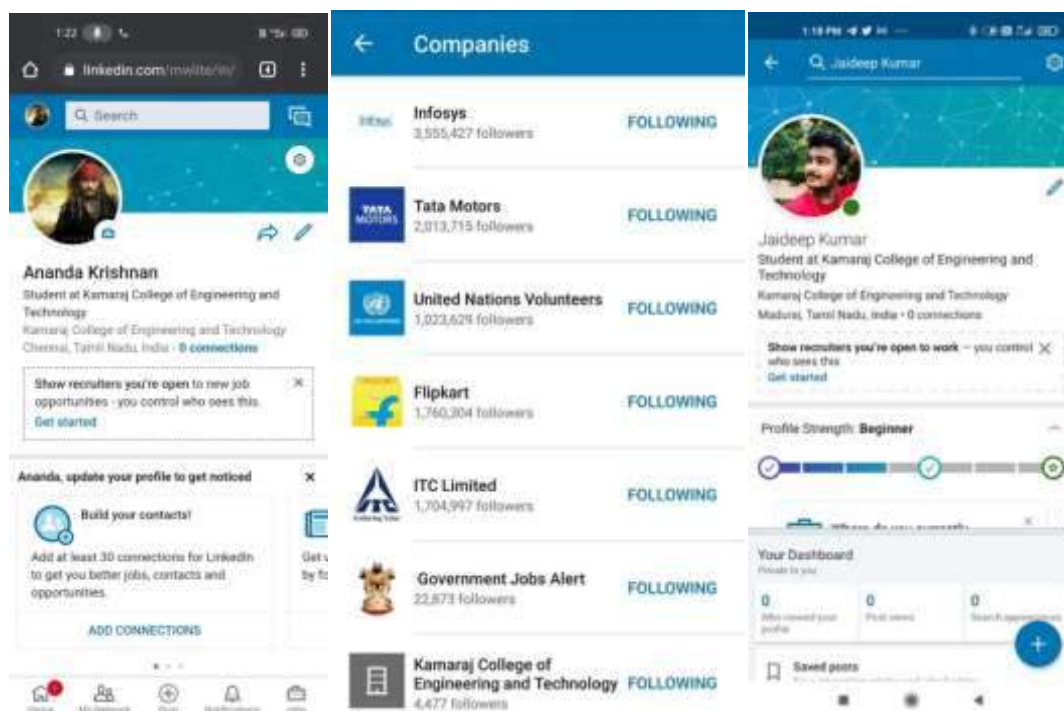
## Online Student Induction Programme – 2020-2021

- Advantages & Disadvantages of Social networking
- Constructive way of utilizing social networks
- Youtuber
- Digital Marketing
- All about LinkedIn
- What are the advantages of using LinkedIn to student community?
- LinkedIn profile creation
- How to use LinkedIn to rise contact with industries for internship/Placement?
- LinkedIn Digital Learning- How to use it?

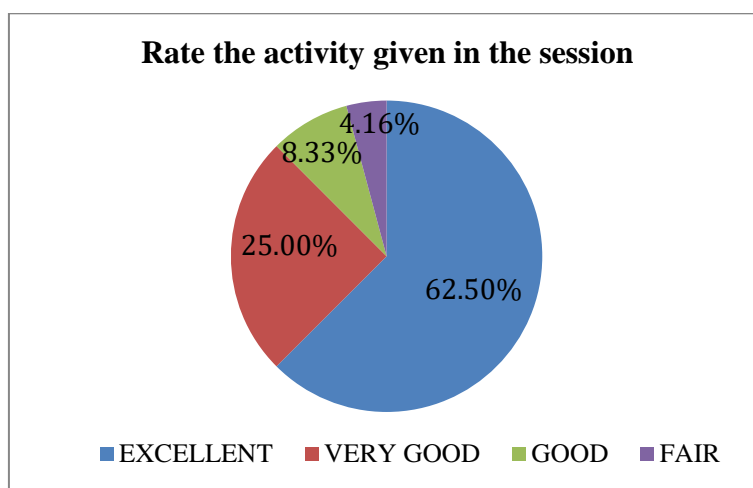


## Online Student Induction Programme – 2020-2021

### Student Activities



### Feedback Analysis : From 24 Responses



### 12-10-2020 Craft Workshop - Mrs.C.Naga Devi, AP/EEE

In the craft workshop mandala arts and newspaper art were covered.

Following points were discussed during the session

For Mandala art

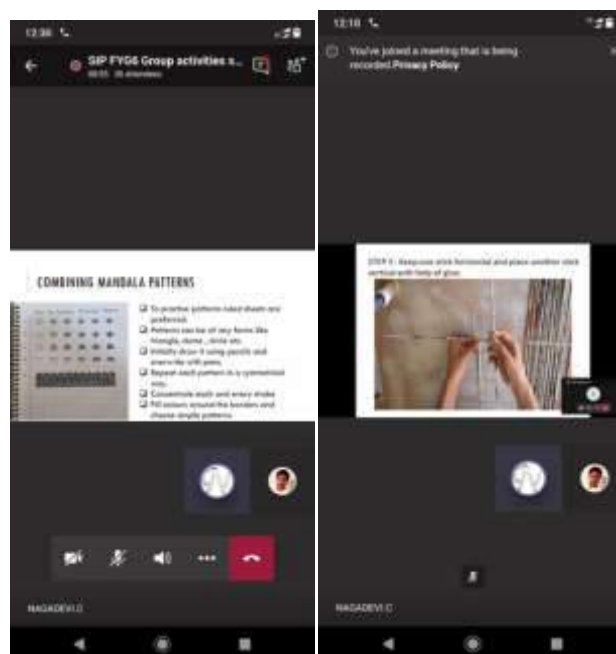
7. What is mandala

## Online Student Induction Programme – 2020-2021

8. Explaining the procedure for creating a mandala
9. How to combine the mandala patterns

For Newspaper art

5. Explain the procedure for making models using newspaper.
6. Given ideas for making the models.



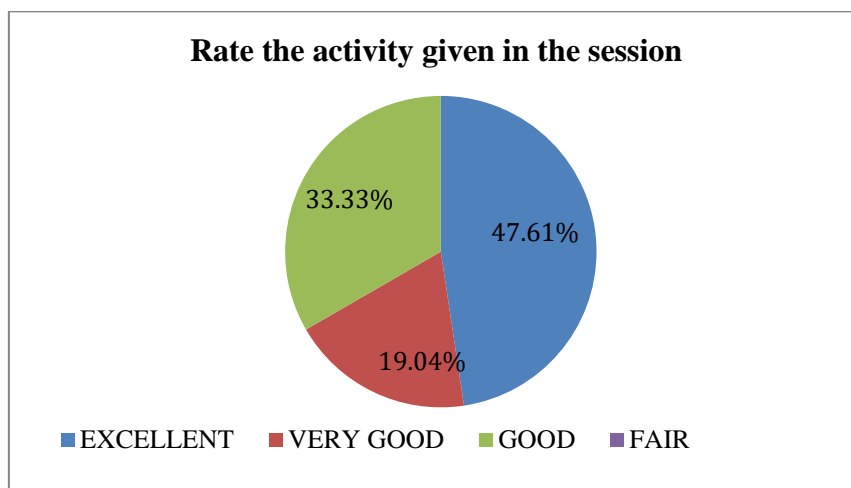


## Online Student Induction Programme – 2020-2021

### Student Activities



### Feedback Analysis : From 21 Responses



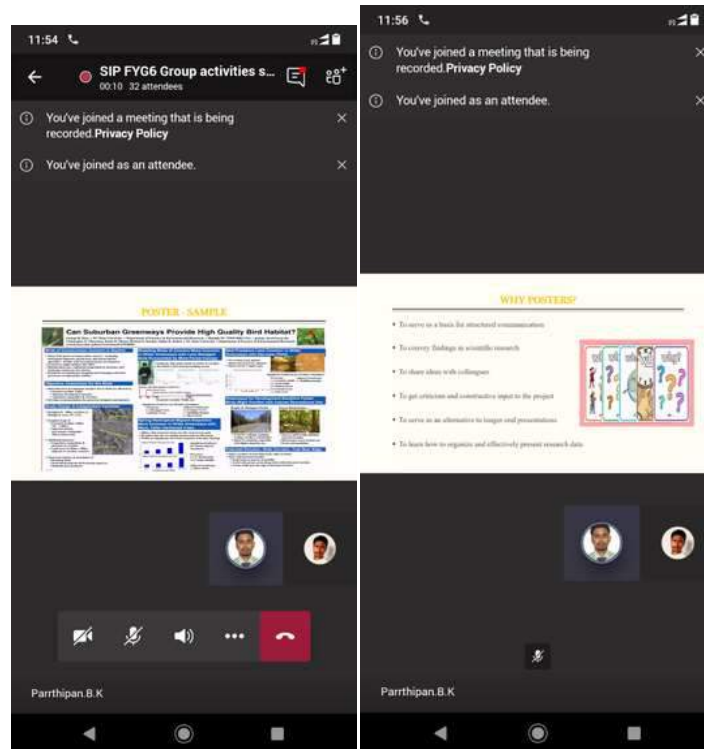
### 13-11-2020 – Poster Making – Mr.B.K.Parrthipan, AP/MECH

Following points were discussed during this session


- How to make a poster
- Types of poster
- Purpose of making poster
- Ideas about making effective poster

## Online Student Induction Programme – 2020-2021

- How to convey information to others with the help of posters.

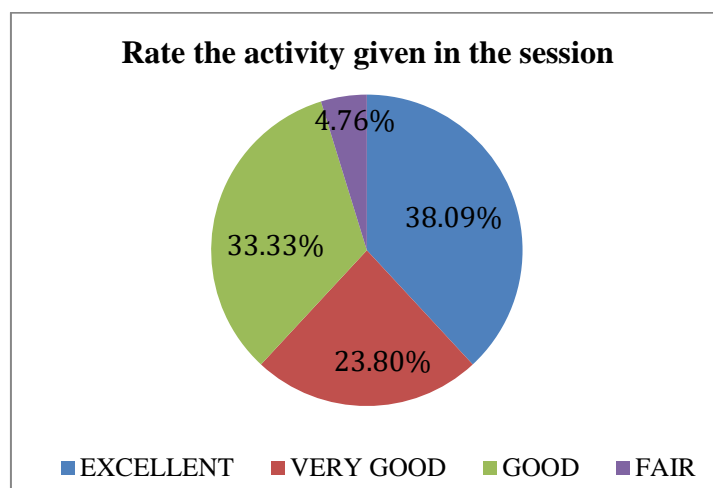


### Student Activity



## Online Student Induction Programme – 2020-2021

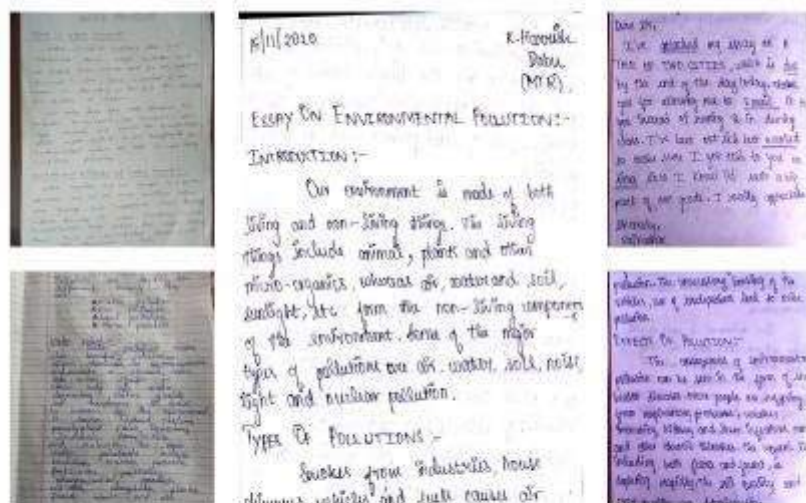
### Feedback Analysis : From 21 Responses



**15-11-2020 – Communication- Mrs.S.Thahira Banu, AP/CIVIL**

Following points were discussed with the students in this session

- Types of communication
- How to use internet to gather information on a particular topic using correct keyword
- Boolean search in Google
- Essay writing – Hamburger Format
- How to construct paragraph using SPELT concept
- Activity on rearranging sentences
- Example for an essay
- What is E-Mail
- How to write an effective E-Mail
- Structure of an E-mail
- Comparison of Good and Bad E-mail
- Activity on E-Mail (Fill in the blanks)
- E-Mail Etiquette



## Student Activities

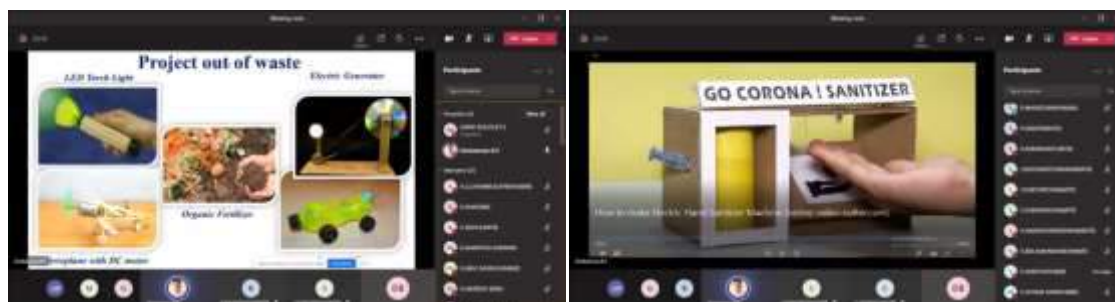


## Online Student Induction Programme – 2020-2021

**16-11-2020 – Project Out of Waste Mrs.M.StellaMercy, AP/ECE**

In this session we delivered a lecture regarding Waste management.

- Important Points focused were
- Points about different type of waste
- Focus points are: E-waste, Non-biodegradable waste, Household waste and Medical waste, etc
- How to manage effectively-Existing Waste Management
- Advantages of waste Management
- Harmful effects & subsequences of Waste.

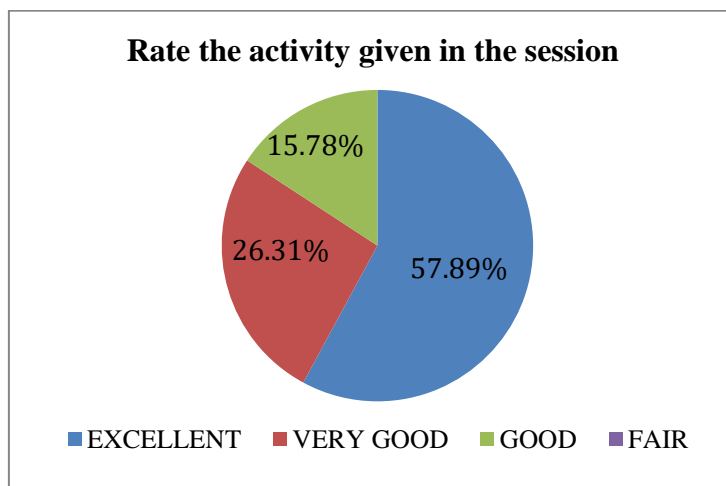


### Student Activity



## Online Student Induction Programme – 2020-2021

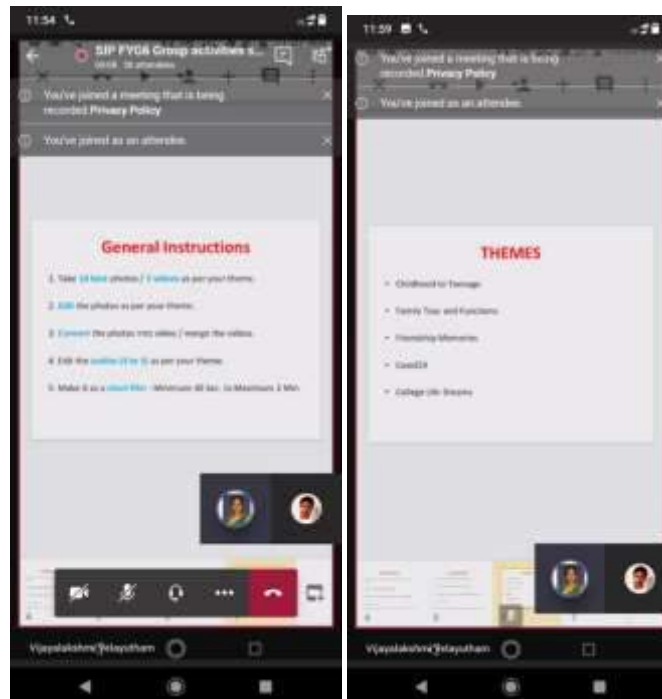
### Feedback Analysis : From 19 Responses



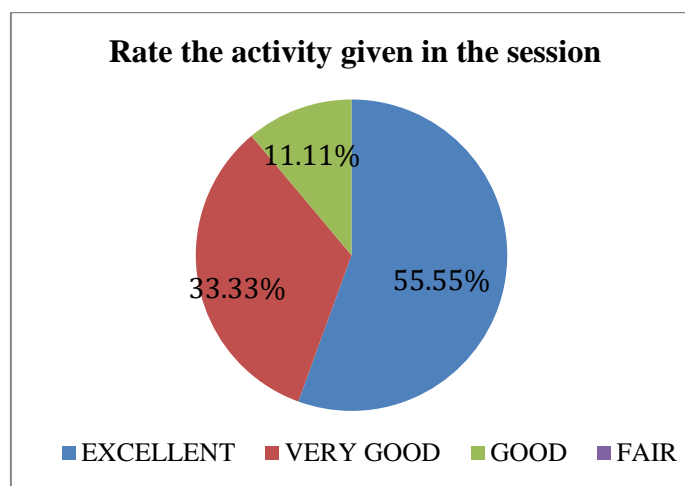
### 17-11-2020 – Short Film Making - V.Vijayalakshmi, AP/IT

1. An introduction to short film with advantages and disadvantages were discussed.
2. Various editing applications available for pictures, video and audio were discussed.
3. Students told what applications they are using for their content making.
4. General Instructions
  - 4.1. Take 10 best photos / 3 videos as per your theme.
  - 4.2. Edit the photos as per your theme.
  - 4.3. Convert the photos into video / merge the videos.
  - 4.4. Edit the audios (3 to 5) as per your theme.
  - 4.5. Make it as a short film - Minimum 30 Sec. to Maximum 2 Min.
5. Faculty gave a demo for combining the photos into video and adding suitable audio content.

## Online Student Induction Programme – 2020-2021

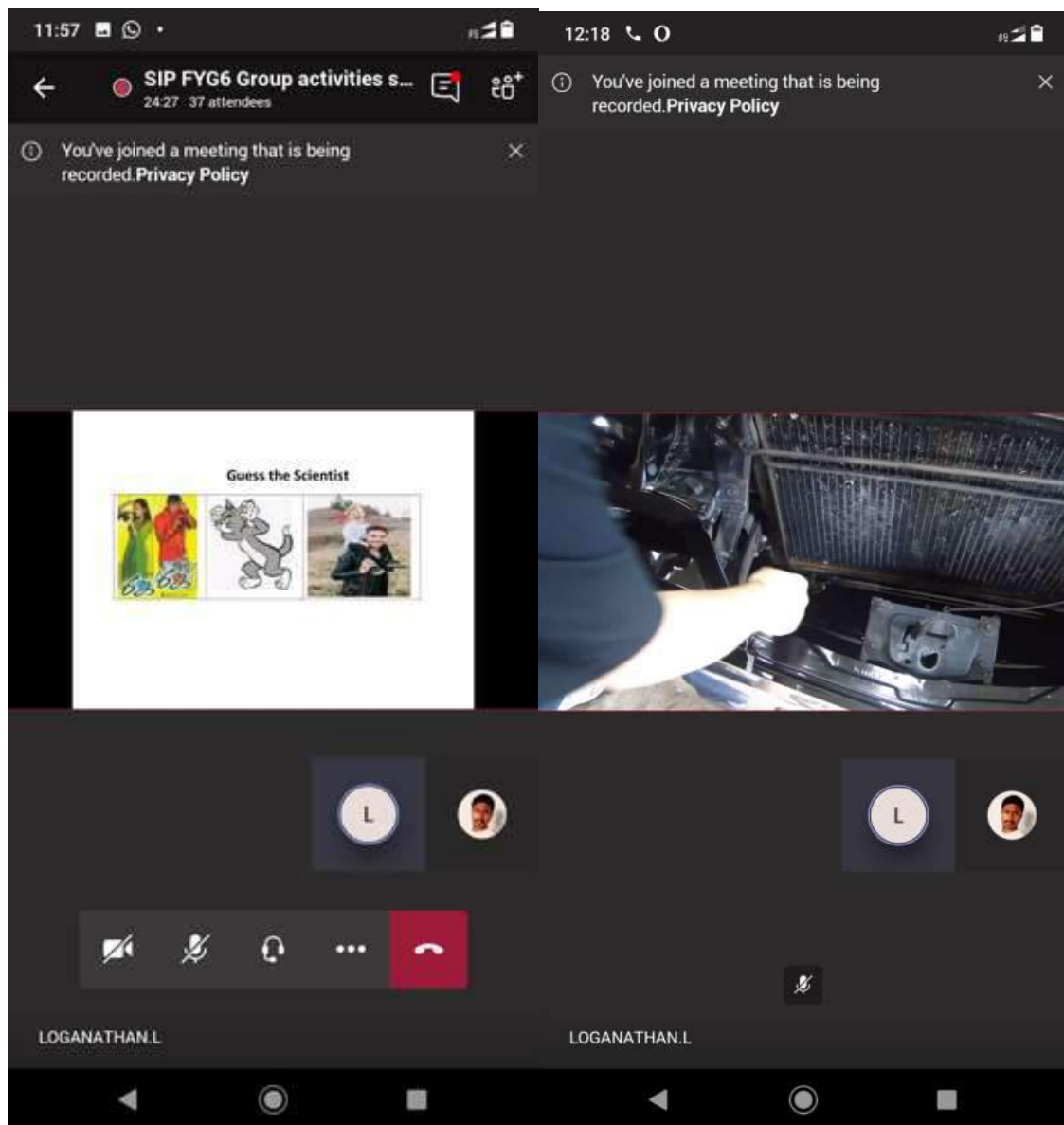


### Feedback Analysis : From 27 Responses



## Online Student Induction Programme – 2020-2021

18-11-2020 – Connections and Assembly & Disassembly Mr.B.Prabhu & Mr.L.Loganathan,  
AP/MECH



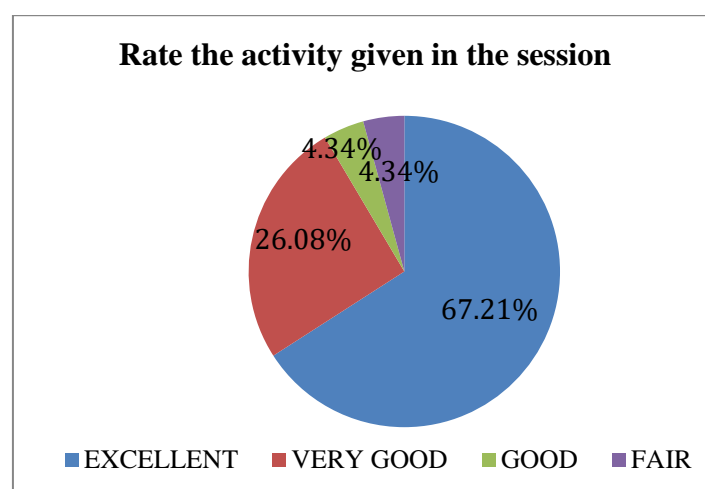


## Online Student Induction Programme – 2020-2021

### Student Activities

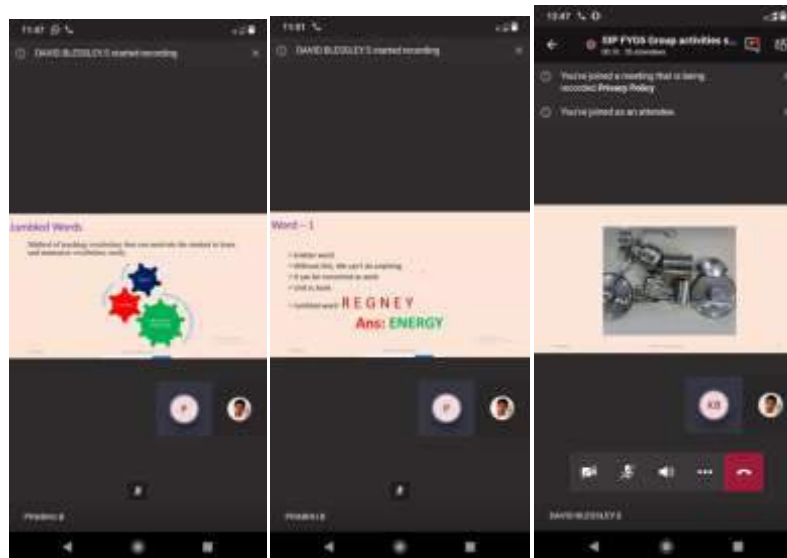


### Feedback Analysis : From 23 Responses



## Online Student Induction Programme – 2020-2021

**19-11-2020 – Jumbled Words and Automobile from Household Items - Mr.B.Prabhu & Mr.L.Loganathan, AP/MECH**

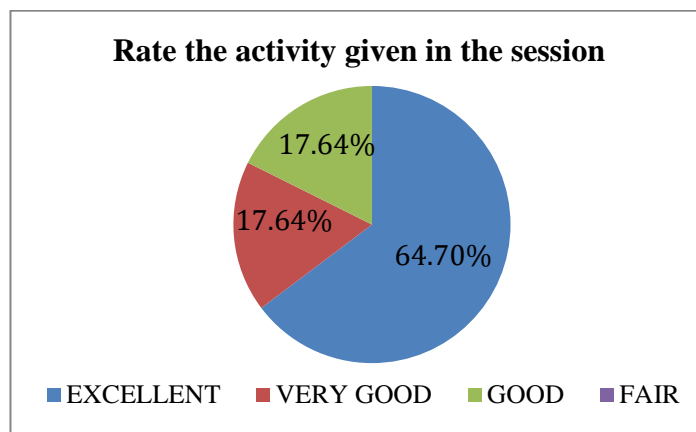


### Students Activity

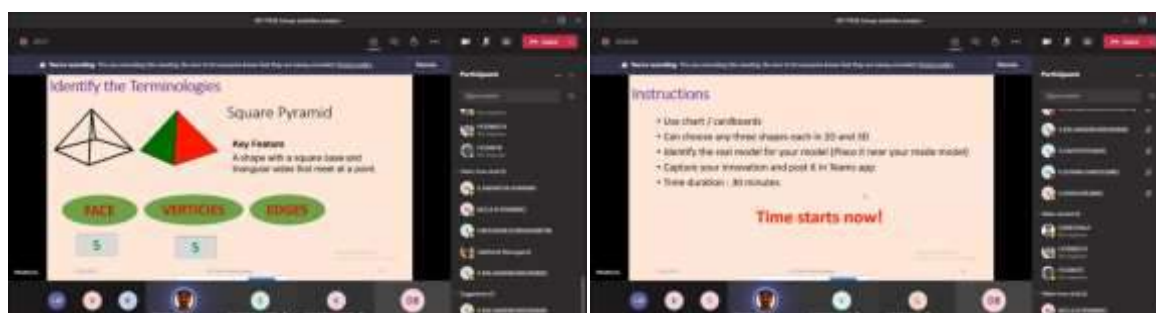


## Online Student Induction Programme – 2020-2021

Feedback Analysis : From 17 Responses



20-11-2020- Model Making – Mr. B. Prabhu & Mr. I. Loganathan, AP/Mechanical

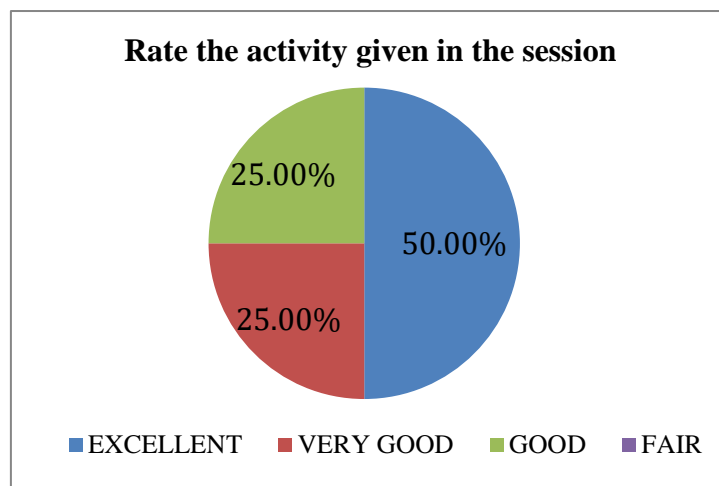


## Online Student Induction Programme – 2020-2021

### Student Activities



### Feedback Analysis : From 16 Responses





## Online Student Induction Programme – 2020-2021

21-11-2020- Career Guidance - Mr. Nirupan Kumar, Senior HVAC Design Engineer, CEG International, Dubai

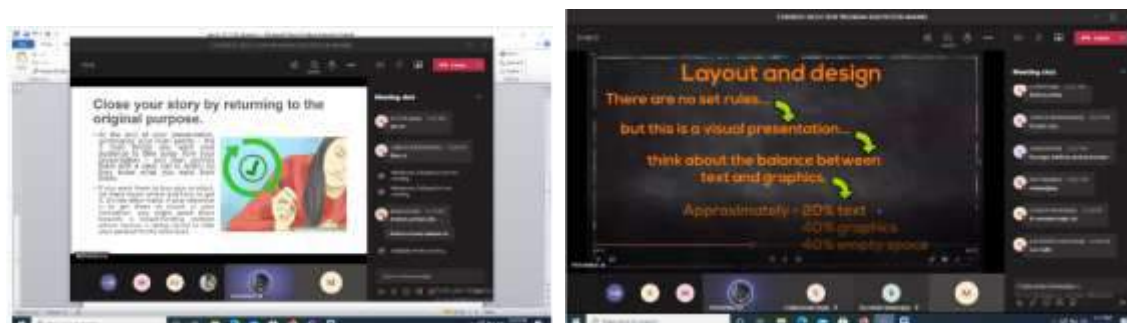


## Group VII – Artificial Intelligence and Data Science

10-11-2020 – Poster Making - Mr.M.Prithivraj, AP/MECH

Following points were discussed during this session

- How to make a poster
- Types of poster
- Purpose of making poster
- Ideas about making effective poster
- How to convey information to others with the help of posters.



## Online Student Induction Programme – 2020-2021

### Student Activity

**IMPORTANCE OF EDUCATION**

**INTRODUCTION:**  
*"Education is the powerful weapon, which you can use to change the world"*  
**-Nelson Mandela**

Education is the essential need for every human being. And it is not considered as the basic need in many countries. Education is a tool, that makes everyone as a complete human being.

**AN INVESTMENT:**  
*"Change is the end result of all true learning"*  
 Education may also considered

**A COUNTRY YOU HAVE ALWAYS WANTED TO VISIT**

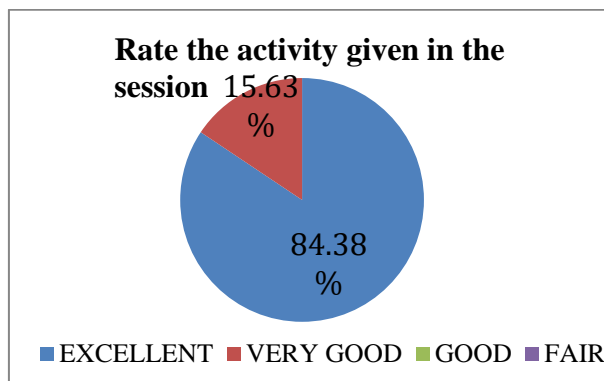
**SWITZERLAND**

**INTRODUCTION:**  
 If I could choose anywhere in the world to live, it would be Switzerland. I chose Switzerland to live in because of their health care system. The people are happy and healthy both at the same time. They give top-notch education to everyone and they care about talent and innovation. They've also created an environment where people can thrive. The exact city I will be going to is called Zurich. Zurich is the largest city in Switzerland. Zurich is a city that is both exciting and open to different cultures.

**TOURISM IN SWITZERLAND:**  
 Tourism in Switzerland is a beautiful, scenic attraction country. While it is most famous for its ski resorts during the winter it is beautiful all year round. The Alpine mountains stretch across the borders to France, making Switzerland the perfect skiing destination.



### Feedback Analysis : From 32 Responses



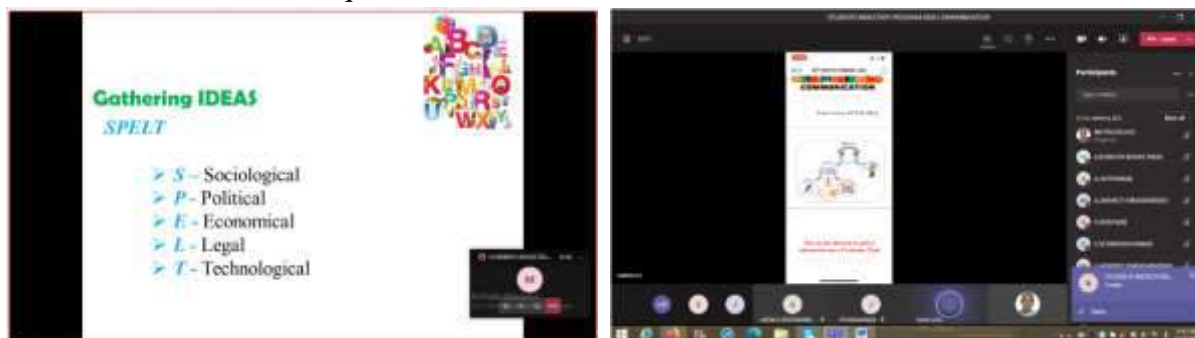
### 11-11-2020 - Communication - Mr. A. Arul Kumar, AP/MTR

Following points were discussed with the students in this session

- Types of communication
- How to use internet to gather information on a particular topic using correct keyword
- Boolean search in Google
- Essay writing – Hamburger Format
- How to construct paragraph using SPELT concept
- Activity on rearranging sentences
- Example for an essay
- What is E-Mail
- How to write an effective E-Mail
- Structure of an E-mail

## Online Student Induction Programme – 2020-2021

- Comparison of Good and Bad E-mail
- Activity on E-Mail (Fill in the blanks)
- E-Mail Etiquette



### Student Activities

**Contribution of technology in education**

INTRODUCTION

Today technology has been incorporated into a good number of curriculum even those that do not belong to the technology and computer classes. There is a number of very good software that can be used to supplement the class curriculum. Students make use of computers to come up with presentations etc...

IMPORTANCE OF TECHNOLOGY

Technology has greatly grown to the point that it is also available today to assist those kids who are yet to begin school. There are a number of educational systems and video games for the small children that assist them in getting ready for school and in a number of situations also give them a head start on their education.

With the continuing advances in the technological world, students are getting improved access to such educational opportunities. Every time something "better" and "new" is brought into the market, the price of the existing technology is decreased which makes it much more accessible in the educational setting.

By introducing it in our schools and classrooms, we will ensure that the students are equipped with much better tools and knowledge to make their transition from college to the workplace a very easy one. Students also get to know how to use the technology available in the world today through the tech and computer class. This gives the guarantee that the following their graduation, the students will not have the difficulties with the using technology.

CONCLUSION

We need to face the truth, technology is the 'in thing' in the world today and it has become necessary in each and every aspect of our lives and education has without doubt not been left behind. It is very useful in providing more knowledge to our students and also in making them competitive in the job market.

**CONTRIBUTION OF TECHNOLOGY IN EDUCATION**

INTRODUCTION

"Technology will never replace great teachers, but in the hands of the great teachers, it's transformational."

-George Couros

Education means helping others to learn or receiving a good knowledge. Education has both learning skill and teaching skills. Technology means techniques which are used to solve a problem in practical manner by using any instruments. But in upcoming days, technology plays a very good role in education and also in other activities.

TECHNOLOGY IN EDUCATION

Adding technology into an education, gives a way to achieve a good education. For an example, During this covid19 pandemic situation, technology has given a wide way for

**MY DAD IS SUPERMAN**

Introduction:-

Everything I have learned about a good man is learned from my dad. I know what a good man looks like and acts like. He showed me not to accept anything less than perfect. He is a faithful, generous, caring husband to my mom. He treats us with absolute respect. He makes sure that our family is his top priority. He is the anchor of our family. He holds us all together and makes sure that we are reaching our greatest potential possible.

Qualities:-

I have inherited many qualities from my dad, such as his stubbornness, his temper, but the most beautiful quality I have inherited from him is my heart. He has the softest, gentlest, most loving heart and I am so glad that I am able to say that I possess this trait of his. He has a special place in his heart for everyone he encounters.

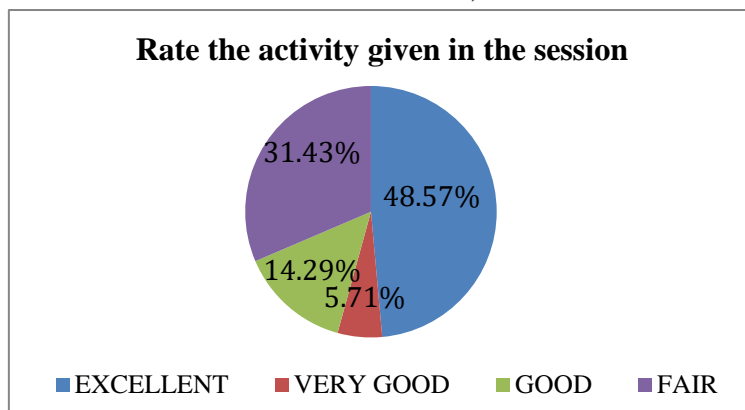
Real Superman:-

If you asked me 10 years ago who my favorite superhero was, I would immediately say "Superman." However, if you ask me

## Online Student Induction Programme – 2020-2021

### Feedback Analysis : From 35 Responses

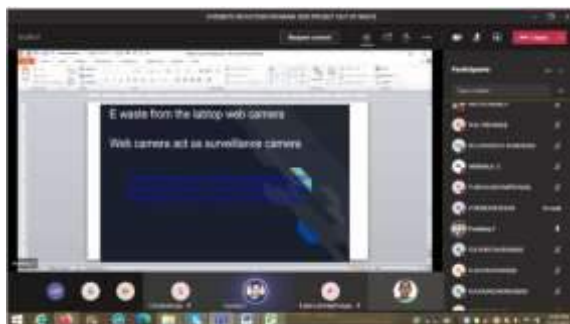
Some students rated fair because of the time duration, it was rectified from the next sessions.



### 12-10-2020- Project Out of Waste - Mrs.T.Prathiba, AP/ECE

In this session we delivered a lecture regarding Waste management.


- Important Points focused were
- Points about different type of waste
- Focus points are: E-waste, Non-biodegradable waste, Household waste and Medical waste, etc
- How to manage effectively-Existing Waste Management
- Advantages of waste Management
- Harmful effects & subsequences of Waste.



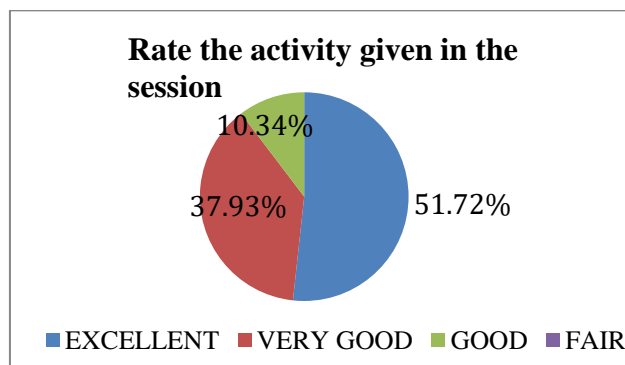


## Online Student Induction Programme – 2020-2021

### Student Activity



### Feedback Analysis : From 29 Responses



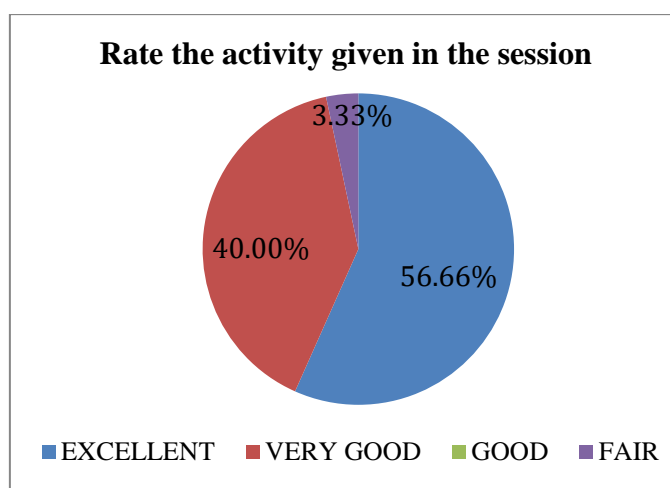
### 13-11-2020 – Short Film Making - Mrs. S. Athilakshmi,AP/IT

1. An introduction to short film with advantages and disadvantages were discussed.
2. Various editing applications available for pictures, video and audio were discussed.
3. Students told what applications they are using for their content making.
4. General Instructions
  - 4.1. Take 10 best photos / 3 videos as per your theme.
  - 4.2. Edit the photos as per your theme.
  - 4.3. Convert the photos into video / merge the videos.
  - 4.4. Edit the audios (3 to 5) as per your theme.
  - 4.5. Make it as a short film - Minimum 30 Sec. to Maximum 2 Min.
5. Faculty gave a demo for combining the photos into video and adding suitable audio content.

## Online Student Induction Programme – 2020-2021



### Feedback Analysis : From 30 Responses



### 15-11-2020 – Holistic Food - Mr.S.Manibalan,AP/BT

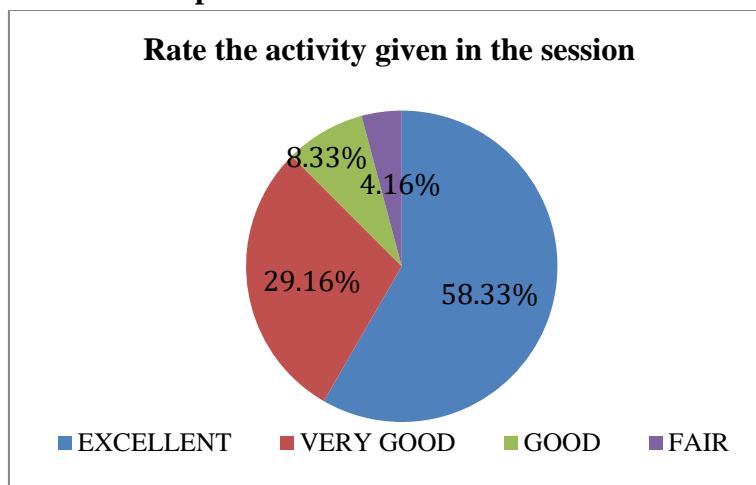
The learner will:

- Define healthy food.
- Recognize the food pyramid.
- Sort a variety of foods into food pyramid categories.
- Describe which foods they should eat more of (or less) than others.
- Understand that healthy food is important to all people.
- Distinguish wants and needs.



## Online Student Induction Programme – 2020-2021

### Feedback Analysis : From 24 Responses



### 16-11-2020 – Social Networking (Do's and Don'ts) - Mr.M.Rajasekaran, AP/CSE

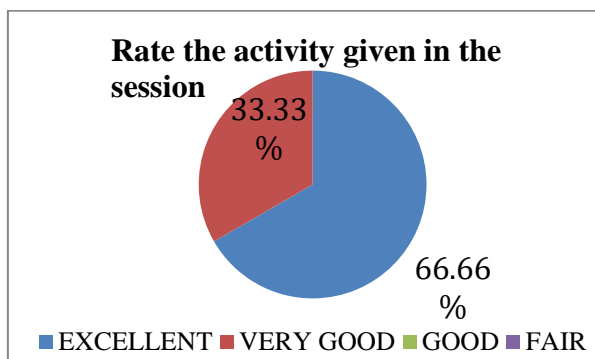
In this session, awareness on using social media was discussed. The following points were discussed with the students.

- What are social networking sites?
- Why social media is needed?
- Advantages & Disadvantages of Social networking
- Constructive way of utilizing social networks
- Youtuber
- Digital Marketing
- All about LinkedIn
- What are the advantages of using LinkedIn to student community?
- LinkedIn profile creation
- How to use LinkedIn to rise contact with industries for internship/Placement?
- LinkedIn Digital Learning- How to use it?



## Online Student Induction Programme – 2020-2021

### Feedback Analysis : From 27 Responses



### 17-11-2020 – Craft Workshop - Mr.T Hariprasath, AP/EEE

In the craft workshop mandala arts and newspaper art were covered.

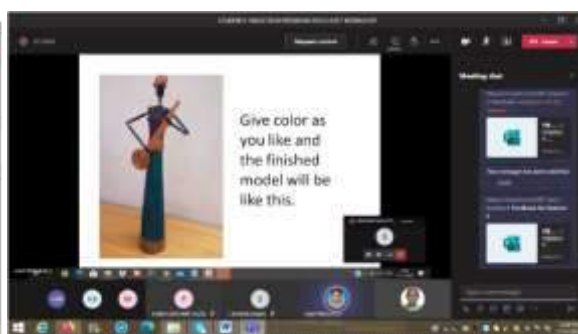
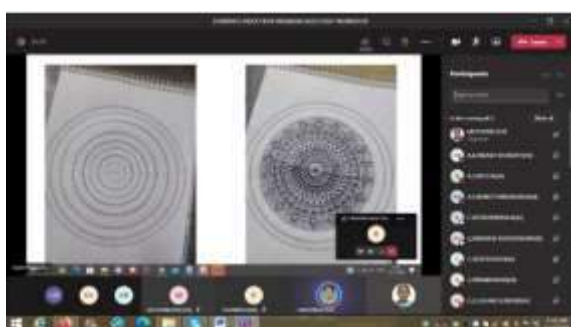
Following points were discussed during the session

For Mandala art

10. What is mandala
11. Explaining the procedure for creating a mandala
12. How to combine the mandala patterns

For Newspaper art

7. Explain the procedure for making models using newspaper.
8. Given ideas for making the models.



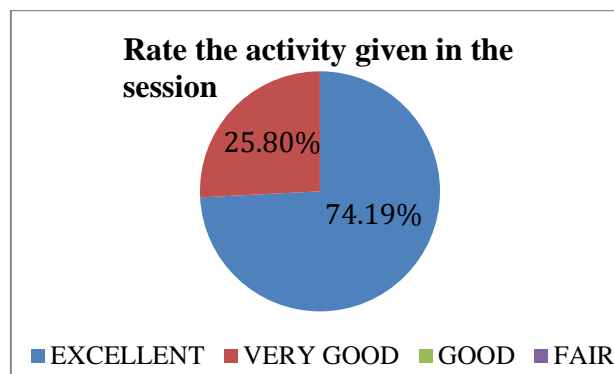


## Online Student Induction Programme – 2020-2021

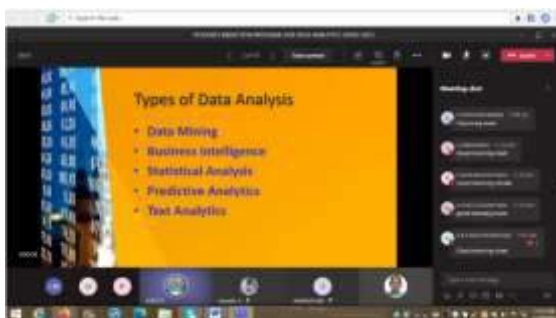
### Student Activities



### Feedback Analysis : From 31 Responses

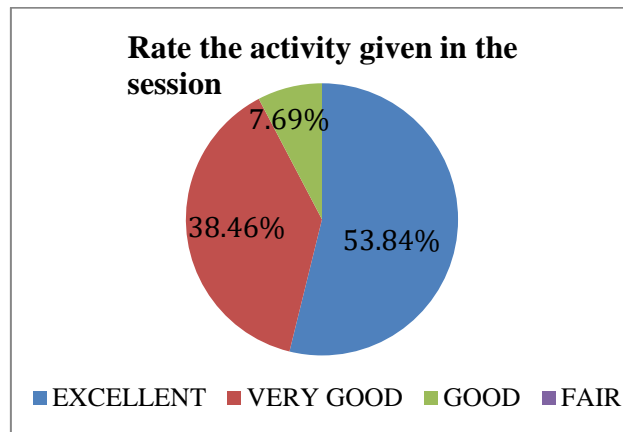


### 18-11-2020 – Data Analytics using Excel - Dr.M.Indra Devi & Ms.S.Janani, AP/CSE



## Online Student Induction Programme – 2020-2021

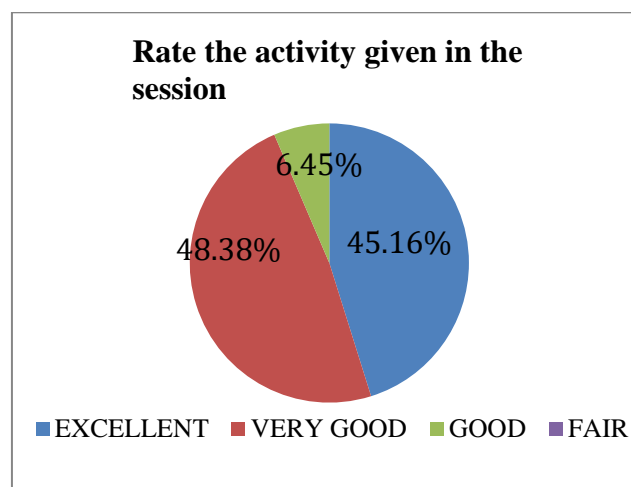
### Feedback Analysis : From 26 Responses



19-11-2020 – Data Analytics using Excel & Case Studies Dr.M.Indra Devi & Ms.S.Janani, AP/CSE

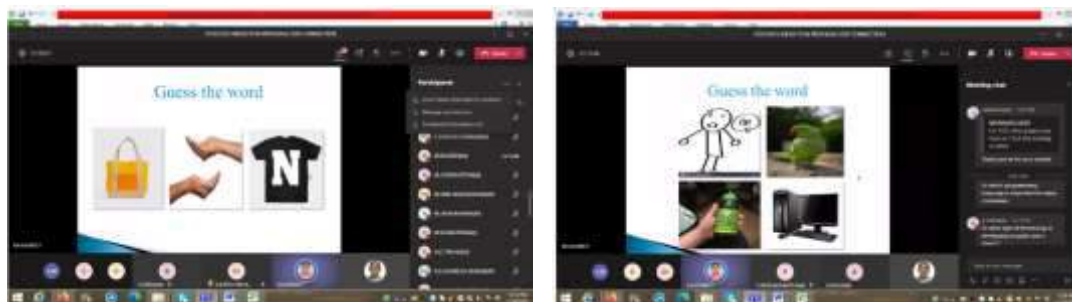


### Feedback Analysis : From 31 Responses

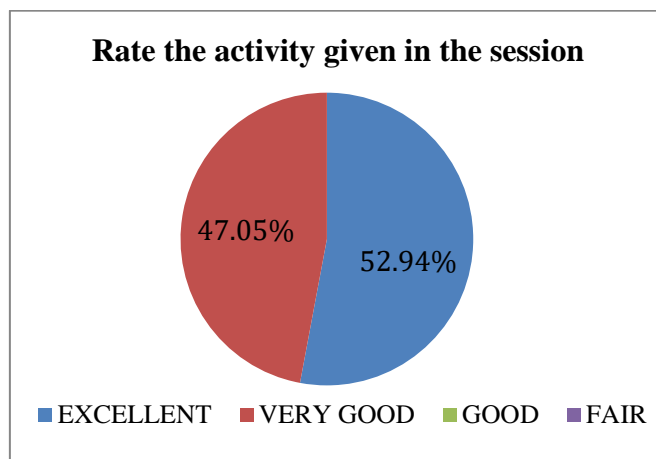


## Online Student Induction Programme – 2020-2021

20-11-2020- Connection - Dr.R.Ramya & Ms.T.Rajashree, AP/CSE

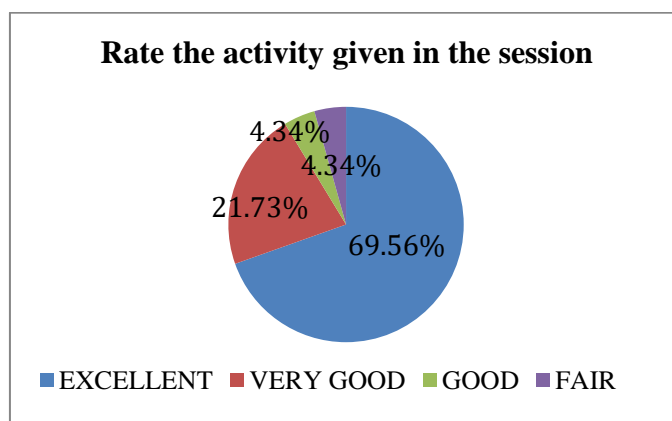


Feedback Analysis : From 17 Responses



21-11-2020- Hardware Demo - Dr. R.Ramya & Ms.T.Rajashree, AP/CSE

Feedback Analysis : From 23 Responses



## Online Student Induction Programme – 2020-2021

### Session 4: Universal Human Values (UHV)

#### Schedule

Day	Date	Topic	Resource Person	Batch
2	10-11-2020	Student Induction Program What & Why and Right Understanding -4 Levels of Harmony	Mr.A.R.Shiva kumar AP/Chemistry Mr.N.Siva Kumar AP/Chemistry	Batch B
3	11-11-2020	Aspirations & Concerns	Dr.G.Bharathy AP/Physics Dr.Shamim Rishwana AP/Chemistry	Batch B
4	12-11-2020	Self Management (Anger, Self Confidence, Peer Pressure)	Dr.K.Sakthiraj AP/Physics Dr.M.Hema ASP/Physics	Batch B
5	13-11-2020	Prosperity and Ragging-Interaction	Mr.P.VairaMani AP/English Dr.N,Sundarrajan ASP/English	Batch B
8	16-11-2020	Relationships (Gratitude, Competition & Co-operation)	Mr.M.Subakar AP/Civil Mr.P. Pon Karthikeyan AP/Civil	Batch B
9	17-11-2020	Student Induction Program What & Why and Right Understanding -4 Levels of Harmony	Mr.A.R.Shiva kumar AP/Chemistry Mr.N.Siva Kumar AP/Chemistry	Batch A
10	18-11-2020	Aspirations & Concerns	Dr.G.Bharathy AP/Physics Dr.Shamim Rishwana AP/Chemistry	Batch A
11	19-11-2020	Self Management (Anger, Self Confidence, Peer Pressure)	Dr.K.Sakthiraj AP/Physics Dr.M.Hema ASP/Physics 1	Batch A
12	20-11-2020	Prosperity and Ragging-Interaction	Mr.P.VairaMani AP/English Dr.N,Sundarrajan ASP/English	Batch A
13	21-11-2020	Relationships (Gratitude, Competition & Co-operation)	Mr.M.Subakar AP/Civil Mr.P. Pon Karthikeyan AP/Civil	Batch A



## Online Student Induction Programme – 2020-2021

Timing of the session – 03.00 PM to 05.00 PM

Title: UHV- Student Induction Program What & Why and Right Understanding -4 Levels of Harmony

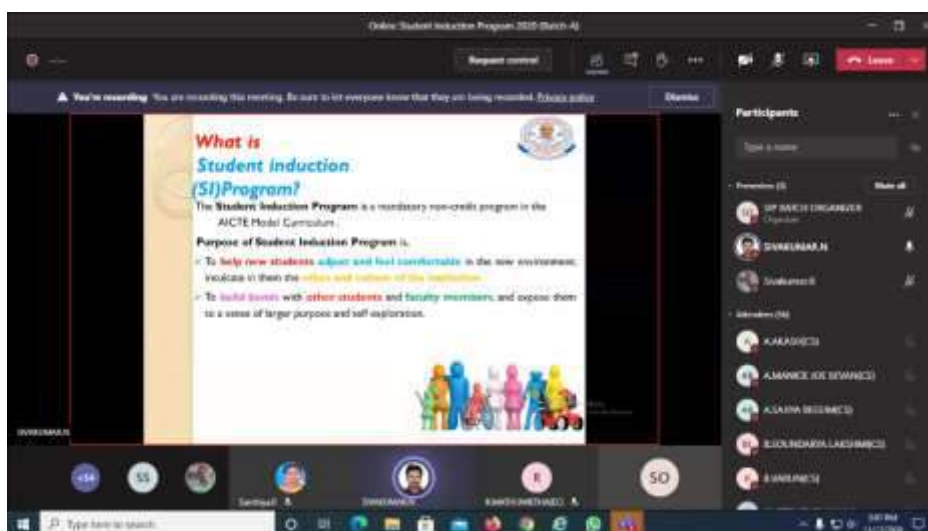
Resource persons: Mr.A.R.Shiva kumar AP/Chemistry Mr.N.Siva Kumar AP/Chemistry

Date of the program - Batch B – 10-11-2020

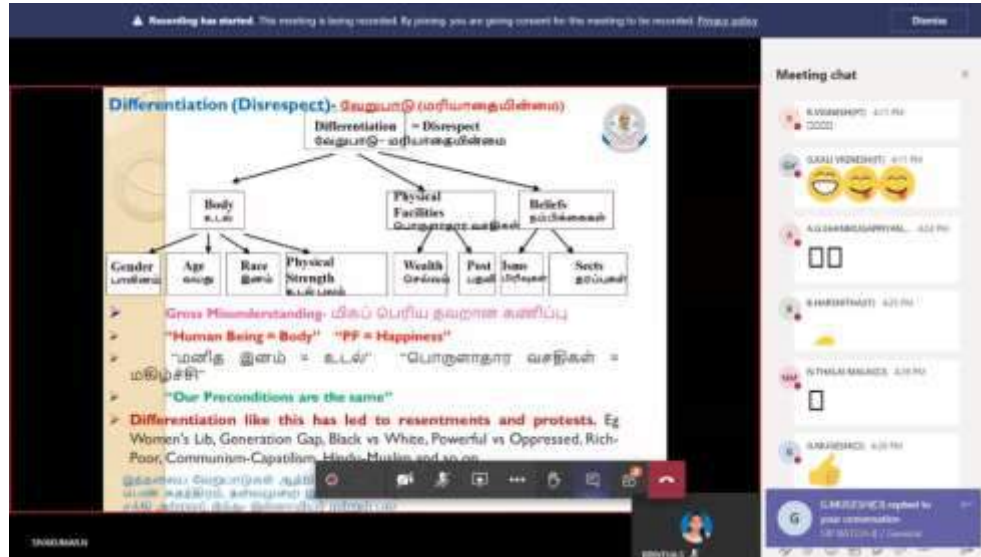
Batch A – 17-11-2020

The following concepts were discussed during the session:

- The purpose & objective of Student Induction Program.
- Importance of VALUE Education and TECHNICAL Education
- Overview of Role of Education in holistic development & New Education Policy
- Overview about Right Understanding in the four Levels of Harmony (SELF, FAMILY, SOCIETY & NATURE)
- In Life orders, Naturally Material, plants and Animals have definite conduct each other's. But human being has indefinite conduct.
- Education should enable a human being to be definite conduct.
- Human being is coexistence of self and body.
- Activities Given : Pre-Assessment, Post Assessment , QUIZZES (Total No. of Activities-5) and UHV related videos



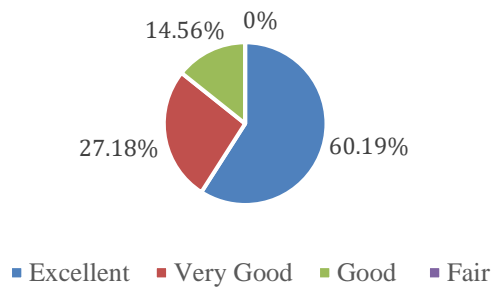
## Online Student Induction Programme – 2020-2021



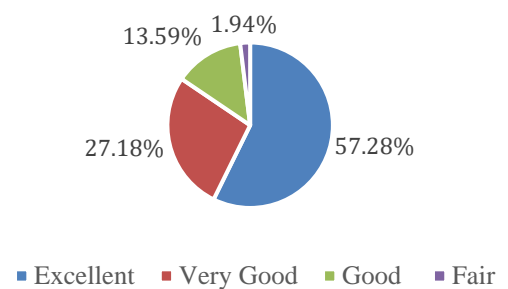
### Feedback analysis – From 103 Responses – 10-11-2020 – Batch B

The students said that the session was very useful to them

#### Rate the Knowledge level obtained about human values



#### Rate the level of interactions with the participants

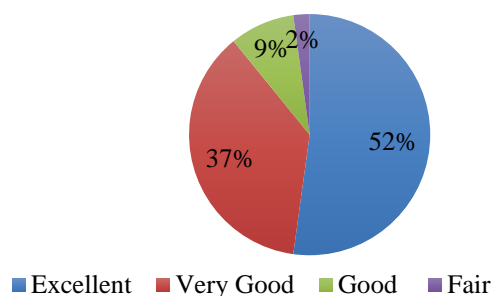


## Online Student Induction Programme – 2020-2021

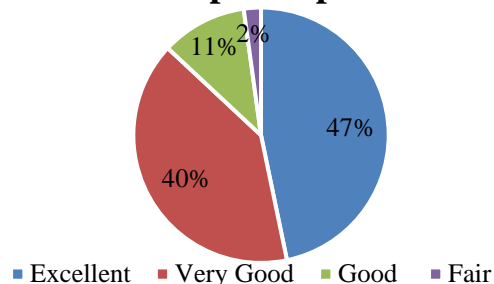
**Feedback analysis – From 92 Responses – 17-11-2020 – Batch A**

The students said that the session was good.

**Rate the knowledge level  
obtained about Human values**



**Rate the level of interactions  
with the participants?**



**Title: UHV- Aspirations & Concerns**

**Resource persons: Dr.G.Bharathy AP/Physics and Dr.Shamim Rishwana AP/Chemistry**

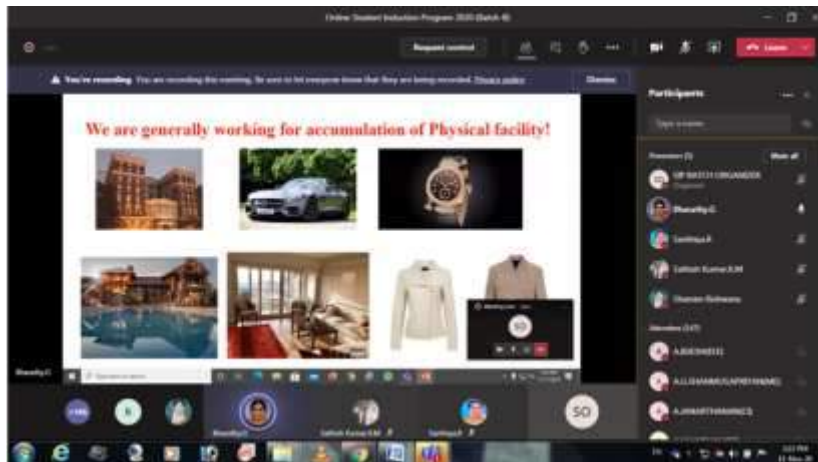
**Date of the program - Batch B – 11-11-2020**

**Batch A – 18-11-2020**

The following concepts are discussed during the session:

- Harmony in SELF, Aspirations in Human being
- Self means Consciousness (or mind) and Body means material
- Role and Goal of Education Is Competency Building and Indefinite Human Conduct to Definite Human Conduct.
- Comfort is not meant as happiness
- Physical Facility is required, in a limited quantity, for Nurturing, Protection & Right Utilization of the Body
- Our Desires, Thoughts & Expectations (related to SELF) and Behavior & work (related to BODY)
- In General, Desires, Thoughts & Expectations of human being based on Preconditioning, Sensation and Natural Acceptance.
- Process of self-Exploration and self-investigation.
- Activities Given : Polly (from TEAMS app) and UHV related videos

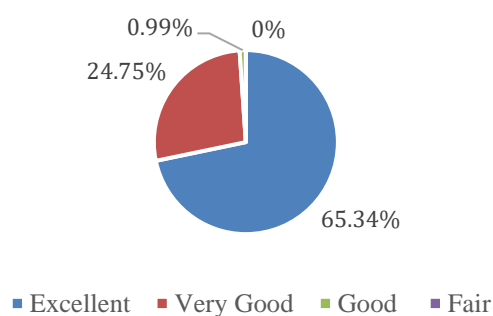
## Online Student Induction Programme – 2020-2021



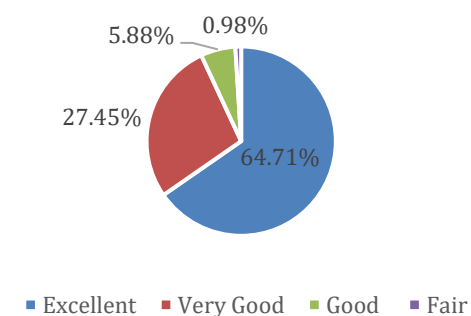
### Feedback analysis – From 101 Responses – 11-11-2020 – Batch B

The students said that the session was amazing

#### Rate the Knowledge level obtained about human values



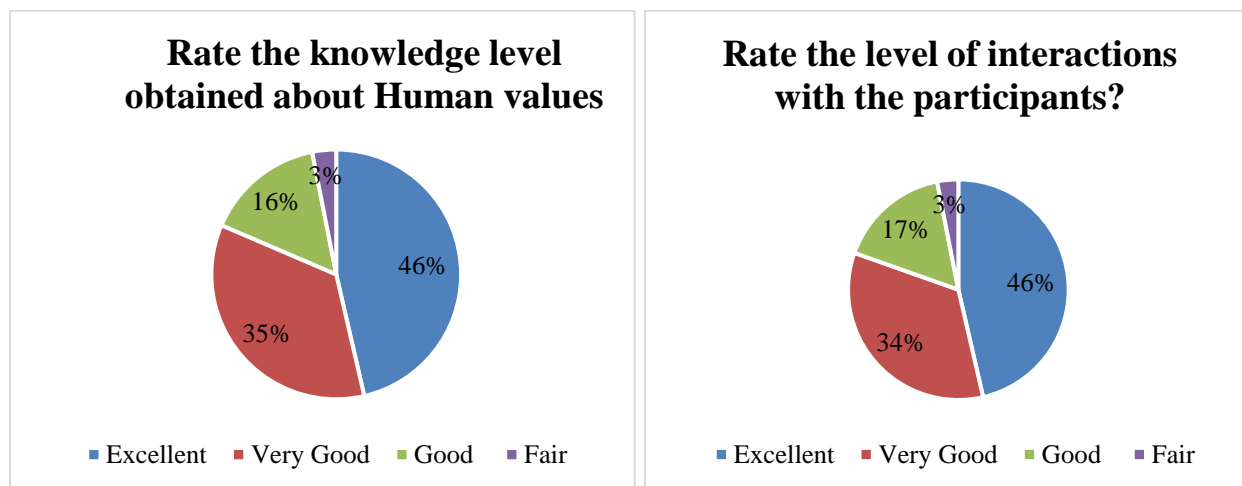
#### Rate the level of interactions with the participants





## Online Student Induction Programme – 2020-2021

Feedback analysis – From 97 Responses – 18-11-2020 – Batch A



**Title: UHV- Self Management (Anger, Self Confidence, Peer Pressure)**

**Resource persons: Dr.K.Sakthiraj AP/Physics and Dr.M.Hema ASP/Physics**

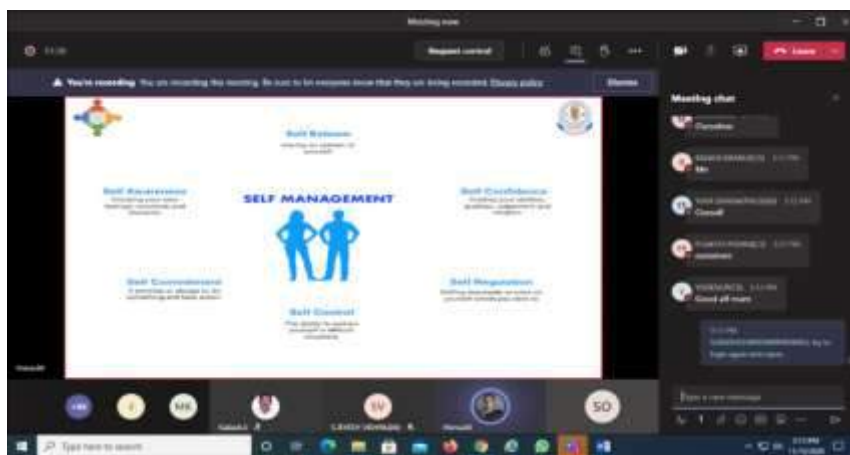
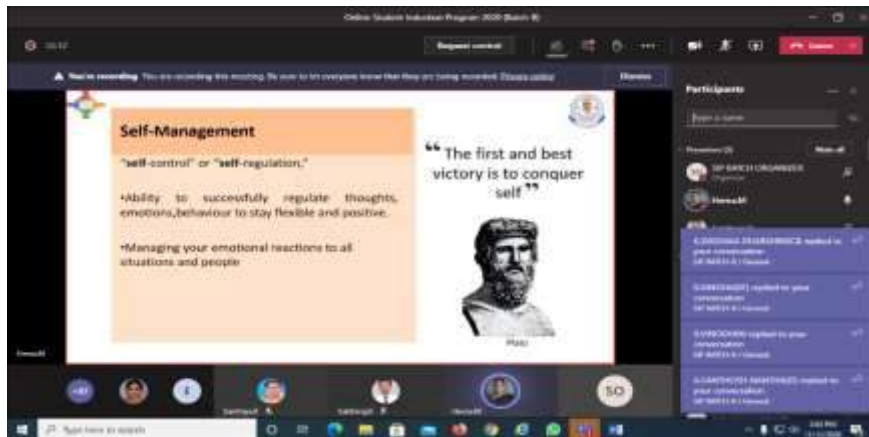
**Date of the program - Batch B – 12-11-2020**

**Batch A – 19-11-2020**

The following concepts were discussed during the session:

- Self Confidence-What? Why? And How to improve it?
- Self-confidence is attitude about our skill.
- Dress nicely, walk faster, Good posture, shake hands firmly and complement each other are few ways to build the self-confidence.
- A person may practice to improve Self-control through Meditation, Control in food, Daily Exercise and forgive yourself.
- Good and Bad effects of Anger
- Types of Anger & How to control it (1-2-3- Turtle Rule).
- Difference between Anger and Aggression
- Peer Pressure Management
- Activities Given : FORMS (from TEAMS app) , SWOT Analysis (Assignment) and UHV related videos

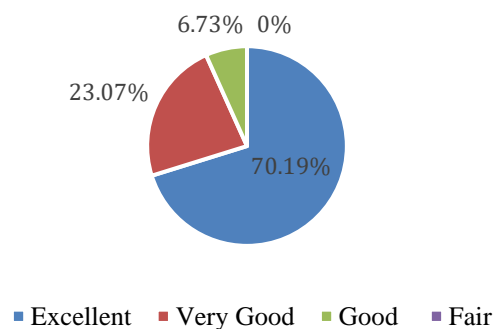
## Online Student Induction Programme – 2020-2021



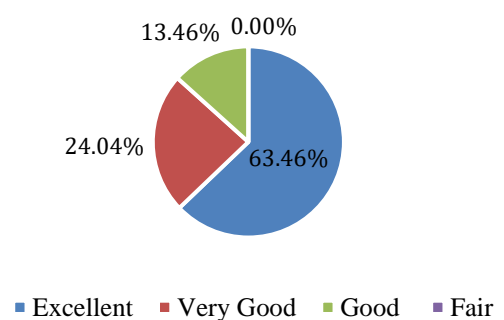
### Feedback analysis – From 104 Responses – 12-11-2020 – Batch B

They said that the session was very interesting

**Rate the Knowledge level  
obtained about human values**



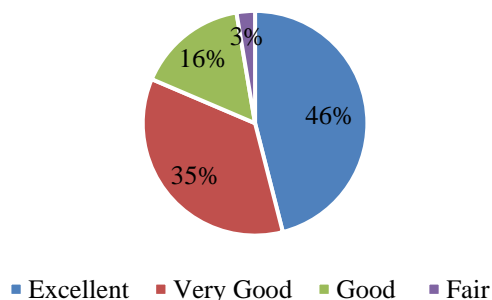
**Rate the level of interactions  
with the participants**



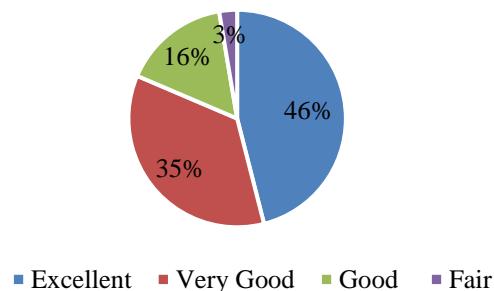
## Online Student Induction Programme – 2020-2021

**Feedback analysis – From 113 Responses – 19-11-2020 – Batch A**

**Rate the knowledge level  
obtained about Human values**



**Rate the level of interactions  
with the participants?**



**Title: UHV- Prosperity and Ragging-Interaction**

**Resource persons: Mr.P.VairaMani AP/English and Dr.N,Sundarrajan ASP/English**

**Date of the program - Batch B – 13-11-2020**

**Batch A – 20-11-2020**

The following concepts are discussed during the session:

- Human goal is continuity of Happiness and Prosperity
- Physical Facility is required, in a limited quantity, for Nurturing, Protection & Right Utilisation of the Body
- Body needs nurturing, protecting & Right utilization of physical facilities and Body is the instrument of self.
- Right Understanding (in the self)-Relationship (with Human beings), Physical facility (with the rest of nature
- Feelings can be recognized.
- Ragging & Interaction-Discussion (through chat box)
- Activities Given : Polly (from TEAMS app) and UHV related videos

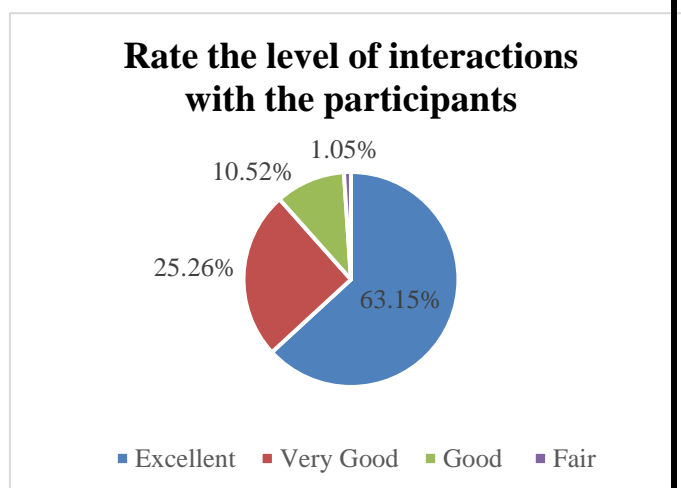
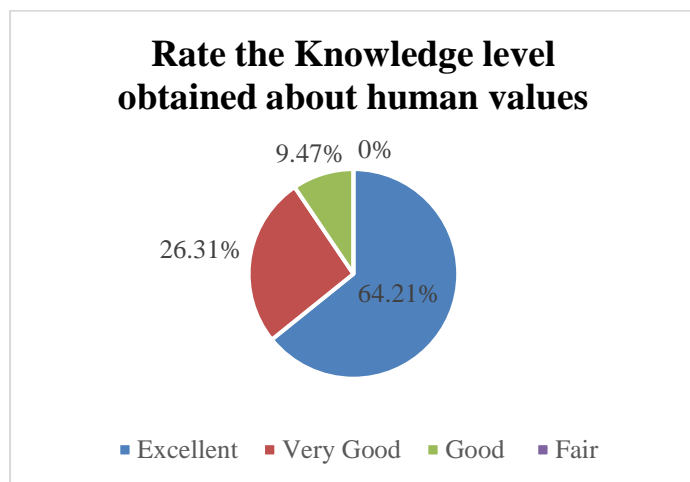
## Online Student Induction Programme – 2020-2021





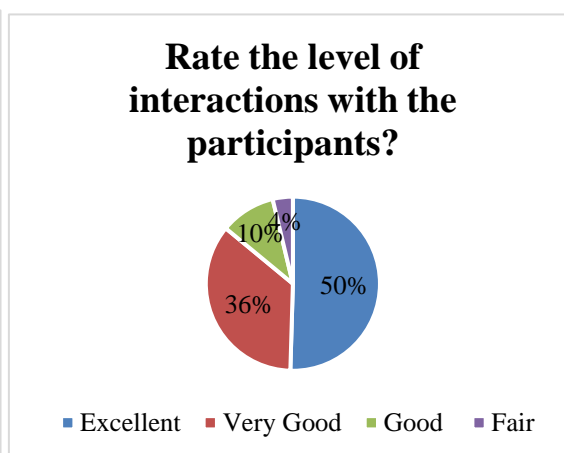
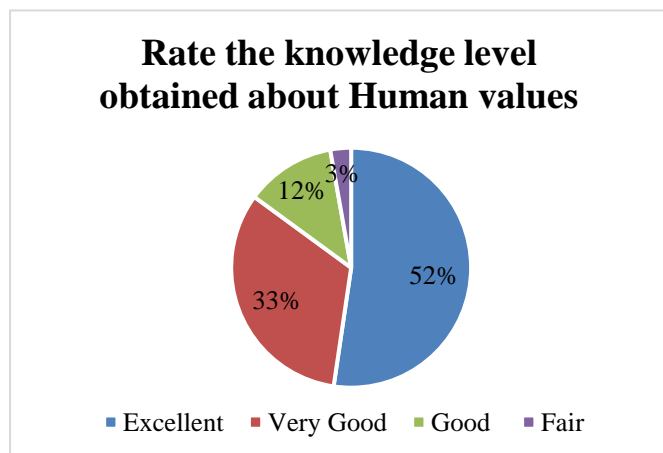
## Online Student Induction Programme – 2020-2021

**Feedback analysis – From 95 Responses – 13-11-2020 – Batch B**



**Feedback analysis – From 107 Responses – 20-11-2020 – Batch A**

The session is very good



**Title: UHV- Relationships (Gratitude, Competition & Co-operation)**

**Resource persons: Mr.M.Subakar AP/Civil and Mr.P. Pon Karthikeyan AP/Civil**

**Date of the program - Batch B – 16-11-2020**

**Batch A – 21-11-2020**

The following concepts are discussed during the session:

- Natural Acceptance means, a process of self-exploration on your own right, leading to understanding in your SELF.

## Online Student Induction Programme – 2020-2021

- 10 Feelings-TRACER3GLOVE (1.Trust 2.Respect 3.Affection 4.Care 5.Excellence 6.Reverence 7.Glory 8.Gratitude 9.Guidance 10.Love)
- Relationships-(between Parent -Child ,Teachers-students ,Brother-sister etc)
- Right Understanding-Competition-Co-operation, Excellence - Excitement
- Activities Given : Quizzes (from TEAMS app) and UHV related videos

**GRATITUDE**

Continuity of feeling of Gratitude → Level of Self

Understanding and feeling of gratitude → Right Understanding and Right F

- Parents
- Teachers
- Brothers/Sisters
- Friends

**RESPECT - Right Evaluation**

- Over Evaluation - to evaluate for more than what it is
- Under Evaluation - to evaluate for less than what it is
- Other than Evaluation - to evaluate for other than what it is

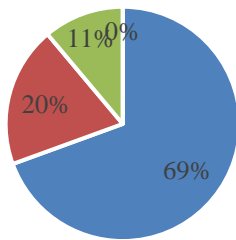
Wrong assumptions...  
 Disharmony within  
 Tension  
 Frustration  
 Depression  
 Suicide etc

Right (positive)  
 Depression (negative)

## Online Student Induction Programme – 2020-2021

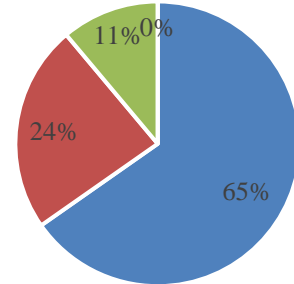
Feedback Analysis : From 72 Responses – 16-11-2020 – Batch B

**Rate the knowledge level obtained about Human values**



■ Excellent ■ Very Good ■ Good ■ Fair

**Rate the level of interactions with the participants?**

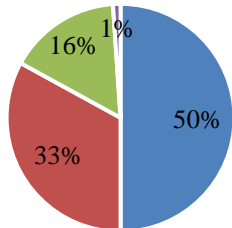


■ Excellent ■ Very Good ■ Good ■ Fair

Feedback Analysis : From 96 Responses – 21-11-2020 – Batch A

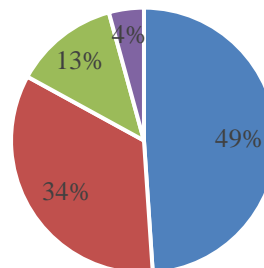
The session is very superb

**Rate the knowledge level obtained about Human values**



■ Excellent ■ Very Good ■ Good ■ Fair

**Rate the level of interactions with the participants?**



■ Excellent ■ Very Good ■ Good ■ Fair

## Online Student Induction Programme – 2020-2021

### Valedictory

The Valedictory function of First year's Student Induction Program (SIP-2020) was held on 22/11/2020 through online mode. It was initiated with a prayer song by Mrs. S. Brindha, AP/Civil. Dr. K. Geetha, First Year Coordinator and Associate Professor, Department of Biotechnology welcomed the gathering with her warm greetings. Felicitation to the fresher's was given by our respected Secretary. Er. Thiru. S.P.G.C.Srimurugan. I year students gave their valuable feedback and the shared the knowledge gained through various activities done during the student's induction program. A video presentation was done on students' creativity. Vote of thanks was proposed by Er. R.Sakthivel Murugan, Assistant Professor in the department of Mechanical Engineering. The program ended with National Anthem. The entire programme was broadcasted live on Kamaraj College's YouTube channel through Live Streaming which was witnessed by all the first-year students and their parents along with other guests.







**(An Autonomous Institution** - AFFILIATED TO ANNA UNIVERSITY, CHENNAI)

S.P.G.Chidambara Nadar - C.Nagammal Campus

S.P.G.C.Nagar, K.Vellakulam - 625 701, (Near Virudhunagar), Madurai District.

# STUDENT INDUCTION PROGRAMME 2021

---

## **Coordinators**

Dr.M.Hema, ASP/Physics  
Mr.R.Sakthivel Murugan, AP/Mech  
Mr.P.Aravind, AP/ECE  
Mrs.M.Soundarya Lakshmi, AP/BT

## Student Induction Programme – 2021-2022

### SIP Proposal

<b>Title of the Program</b>	: 2 Week Student Induction Program
<b>Date of the Program</b>	: 08.11.2021 to 20.11.2021
<b>Intended Participants</b>	: All first Year Students
<b>Coordinators</b>	: Mr.R.Sakthivel Murugan, AP/Mech Dr.M.Hema, ASP/Physics Mrs. M.Sowndarya Lakshmi, AP/BT Mr.P.Aravindh, AP/ECE
<b>Total Batches</b>	: 08 [Refer Schedule] – Max 60 Students/Batch
<b>Total Students</b>	: 450 (Approximately)
<b>Budget</b>	: Rs.85,000/- [Approximately]

#### Objective of SI program:

- Induction program is intended to achieve the following:
  - ❖ **Assimilation in ethos and culture of the institution.**  
(Based on institutional culture and practices)
  - ❖ **Exposure to a larger vision of life.**  
(Based on larger human good)
  - ❖ **Bonding**  
(Within the 1<sup>st</sup> year batch, and with teachers)
  - ❖ **Learning a creative skill in arts**  
Example: Painting, Music, dance, clay modeling,
  - ❖ **Regular lifestyle and professional discipline.**  
(Getting up early, sleeping on time, getting assimilated to new place)
  - ❖ **Overcoming the weaknesses in some essential professional skills**  
Example: English (Only for those who need it)

#### Activities in Online Student Induction Program:

- ❖ Yoga
- ❖ Language Proficiency Module

## **Student Induction Programme – 2021-2022**

- *English, Computer Proficiency*
- ❖ *Literature/Literary Activities*
  - *Tamil*
- ❖ *Universal Human values*
  1. *Aspirations & Expectations from Family*
  2. *UHV-Competition/Co-operation & Competition/ Excellence*
  3. *UHV-Peer Pressure & Self confidence*
  4. *UHV-Relationships in Family*
  5. *UHV-Interaction and Ragging*
  6. *UHV-Prosperity*
  7. *UHV-Anger & Four orders*
  8. *Understanding 4 levels of harmony*
- ❖ *Special Lectures by Eminent people*
- ❖ *Club Activities*
- ❖ *Creative Practices (Online)*
  - *Craft Workshop*
  - *Poster Making*
  - *Communication (Essay Writing & Mail)*
  - *Project - Out of Waste*
  - *Heritage Walks / Short Film making*
  - *Theme based speeches*
  - *Holistic Food*
  - *Social Networking (Do's & Don'ts)*
  - *Department Specific Activity*
- ❖ *Inspiring Movie.*
- ❖ *Indian Knowledge System*
  - *MATLAB/Labview Session*
  - *Aeromodelling*
  - *Basic Instrumentation in Physics*

### **Course Outcome:**

- ❖ **C01.** To understand the role of education in holistic development
- ❖ **C02.** To apply universal Human values in regular and professional life through right understanding.
- ❖ **C03.** To understand the significance of four levels of harmony (Self, Family, Society and Nature).
- ❖ **C04.** To Explain the fundamentals of Engineering innovation

## Student Induction Programme – 2021-2022

### Schedule Timing:

07.00 – 08.00	-	[Yoga/Sports Warm Up] – [Only Hostel Students]
08.00 - 09.00	-	Breakfast
09.00 – 10.20	-	<b>Session I</b> [ Language Proficiency/Literature]
10.20 – 10.40	-	Break
10.40 – 12.30	-	<b>Session II</b> [ UHV]
12.30 – 01.30	-	Lunch Break
01.30 – 02.45	-	<b>Session III</b> [Creative Practices]
02.45 – 04.00	-	<b>Session IV</b> [Physical Activities- Sports/Yoga/Gardening]
04.00 – 04.15	-	Break [Day scholar Students can Leave]
04.15– 06.00	-	Physical Activity [ Hostel Students]

### Budget:

S.No	Budget	Approx. amount (in Rs.)
2	SIP - SPECIAL LECTURE - 5 RESOURCE PERSONS (TA+DA)	50,000
3	YOGA SESSION - 8 days - 2 Batches-(1.5 Hrs per day) (ONE PROFESSIONAL TRAINER)	6,000
4	GARDENING ACTIVITIES	6,000
5	MATERIALS - UHV SESSIONS+ Creative Practices (Photocopy Materials, Stationery Items)	6,000
6	Visit to Local Place - One Bus per day - 8 Days (Kamarajar House)	7,000
7	Miscellaneous	5,000
8	Hospitality for Resource Persons	5,000
Overall Budget		85,000



## Student Induction Programme – 2021-2022

### STUDENTS INDUCTION PROGRAM (SIP) -MODULES – Staff Incharges

S.No	Module	Incharges
1.	Language Proficiency	Dr.S.Sundararajan, ASP/Eng Mr.P.Vairamani AP/Eng
2.	Literary activities	Dr.A.Maheswari, ASP/ Maths Dr.E.Vakaimalar AP/IT
3.	Computer Proficiency	Dr.M.G.Sribala AP/PT Ms.D.Kayathri Devi AP/IT
4.	UHV sessions	Dr.K.Sakthiraj, AP/Phy Mr.A.R.Sivakumar AP/Chem
5.	Creative practices	Dr.M.Hema ASP/Phy Mr.P.Aravind,AP/ECE Ms. M.Soundarya Lakshmi AP/BT
6.	Visit to local historical place (Kamarajar Memorial house)	Mr.V.Ganesan (Bus I/c)
7.	Gardening activities	Dr.S.Karthickkumar AP/BT
8.	Sports and Yoga	Mr.Pushparaj (Physical Education)
9.	Club Registrations	Dr.K.Thanalakshmi , First Year Coordinator Mr.S.Pradeepkumar AP/Eng
10.	Special lectures by eminent person	Mr.A.Azarudeen , Placement officer Mr.R.Raj Prabhu AP/EIE
11.	Talent show/Cultural	Dr.S.Luna Eunice AP/Chem Mr.D.Vendhan AP/IT
12.	Aeromodelling	Dr.M.Prithiviraj, AP/Mech Dr.P.Manikandan, AP/Phy Mr.P.Balasundar, AP/MTR



## Student Induction Programme – 2021-2022

S.No	Module	Incharges
13.	Matlab Session	Dr.N.Kamatchi, AP/Maths Mrs.S.Nisharani, AP/ECE
14.	Labview Session	Mrs.J.Umamaheswari, AP/EIE Mrs.M.Vigneswari, AP/EIE
15.	Basics Instrumentation in Physics	Dr.M.Shanthi, AP/Phy Mrs.G.Bharathy, AP/Phy

### **Committee List**

Date: 27.10.2021

S.No	Committee Name	Responsibilities	Faculty In charges
	<b>Co-Ordinators</b>	<ul style="list-style-type: none"> <li>To organize, monitor and follow up the entire program.</li> <li>Conduct meetings with the committee members for proper conduct of the program and its progress.</li> </ul>	Mr.R.Sakthivel Murugan, AP/Mech Dr.M.Hema, ASP/Physics Mr.P.Aravind, AP/ECE Mrs.M.Soundarya Lakshmi, AP/BT
1.	Inauguration Committee	<ul style="list-style-type: none"> <li>To make arrangements for inviting the parents and students.</li> <li>SIP student requirements related communications</li> <li>Chief guest Hospitality</li> <li>Arrangements to decorate the entrance.</li> <li>MOC for Inauguration</li> <li>Agenda Preparation</li> <li>Organizing Inauguration with both students and parents.</li> </ul>	<b>Dr.K.Thanalakshmi (I/C)</b> <b>First Year Coordinator</b> Mr.M.Jeyaganesan, Clerk/First Yr Mrs.M.Vijayalakshmi, Technician/Phy Mr.A.N. Das, Assistant/Library
2.	SIP Supporting Faculty Committee	<ul style="list-style-type: none"> <li>To arrange all the Venues/Labs for the respective groups and follow up.</li> <li>Arranging LCD projector facilities, Audio arrangements in the respective hall (if needed) before the session starts.</li> <li>Collection of documents/activity proofs and handover it to the respective documentation team at the end of each session.</li> <li>Local Visit along with Chairpersons.</li> </ul>	<b>Two Non-Teaching Faculty Members from each group</b> (List will be sent in mail later)

## Student Induction Programme –

**2021-2022**

S.No	Committee Name	Responsibilities	Faculty In charges
3.	SIP – Conference Hall Arrangement Committee	<ul style="list-style-type: none"> <li>Venue Arrangements of Major Halls like Canteen Conference Hall, Auditorium, CSE Conference Hall 2, EDUSAT Hall with concern from the SIP coordinators.</li> <li>Switching on AC at least 10 min before the commencement of the sessions.</li> </ul>	<p>Mr.M.Jeyaganesan, Clerk/First Yr</p> <p>Mrs.M.Vijayalakshmi, Technician/Phy</p> <p>Mr.A.N. Das, Assistant/Library</p>
4.	Special Lectures Arrangement Team	<ul style="list-style-type: none"> <li>Arranging Special Lectures for the SIP.</li> <li>Chief Guest contacts and fixing appointments.</li> <li>Coordinating with the resource person for the smooth conduct.</li> <li>Guest hospitality</li> <li>Invitation and sending thanks letter to the guest speaker via mail.</li> <li>Introduction and Vote of thanks for the special lecture sessions.</li> </ul>	<p><b>Mr.A.Azarudeen,</b></p> <p><b>Placement Officer,</b></p> <p><b>Mr.R.Raj Prabhu, AP/EIE</b></p>
5.	Special Lectures – Hospitality Team	<ul style="list-style-type: none"> <li>Hospitality Arrangement to the Chief Guest and Resource persons</li> </ul>	<p>Mr.M.Narayanan, Assistant</p> <p>Mrs.S.Sudharani, Technician</p>
6.	Yoga Session	<ul style="list-style-type: none"> <li>To Organize Yoga session as suggested by AICTE.</li> <li>Arrangement of a Yoga Trainers for Morning and Afternoon Session.</li> <li>Supporting Yoga Sessions along with Trainers.</li> </ul>	<p><b>Mrs.Kayalvizhi, AP/English (I/c)</b></p>



## Student Induction Programme –

**2021-2022**

S.No	Committee Name	Responsibilities	Faculty In charges
		<ul style="list-style-type: none"> <li>Attendance report for the yoga sessions.</li> </ul>	Mr.N.SathishKumar, Assistant/CEO Office
7.	Creative Practices Team	<ul style="list-style-type: none"> <li>Conduct creative practices sessions as per AICTE guidelines.</li> <li>Reports to be provided at the end of each day (Attendance, Activity Proof, Session information etc).</li> <li>Coordinate the resource persons and chairpersons for the creative practices' sessions.</li> <li>Coordinate the venue arrangements teams for arranging venues for creative practices session.</li> <li>Material Purchase requirements to purchase committee team (if needed)</li> </ul>	<b>Dr.M.Hema, ASP/Physics</b> <b>Mrs.M.Soundaryalakshmi, AP/BT</b> and team (List will be sent in mail later)
8.	First Year Chairperson Team	<ul style="list-style-type: none"> <li>Whatsapp group creation with concern from office data.</li> <li>Intimation about the Student Induction Program schedule to the respective department students on each day via whatsapp.</li> <li>Taking attendance or collect attendance information of the students for each session on each day. Provide the attendance of the students in the shared excel sheet in one drive.</li> </ul>	First Year Chairpersons of respective department. (List attached in Annexure-I)

**2021-2022**

S.No	Committee Name	Responsibilities	Faculty In charges
		<ul style="list-style-type: none"> <li>Monitoring the student's attendance, issues, requirements, database updation etc for the entire SIP program.</li> <li>Discipline Monitoring at the time of Common Group Sessions. (8<sup>th</sup>,9<sup>th</sup>,19<sup>th</sup>,20<sup>th</sup> Nov,2021)</li> <li>Approval of leave or permissions to the students if needed with concern from the first year Coordinator.</li> <li>Single point of contact with students and represent any requirements/issues with coordinators.</li> <li>Engaging students for the local visit (Kamarajar Memorial House)</li> </ul>	
9.	Universal Human Values Team	<ul style="list-style-type: none"> <li>Organizing Sessions on Universal Human Values as suggested in the AICTE FDP program, as per the scheduled time in the respective venues.</li> <li>Reports to be provided at the end of each day (Attendance, Activity Proof, Session information etc).</li> <li>Coordinate the resource persons and chairpersons for the UHV sessions.</li> <li>Coordinate the venue arrangements teams for arranging venues for UHV session.</li> <li>Material Purchase requirements to purchase committee team (if needed)</li> </ul>	<p><b>Dr.K.Sakthiraj, AP/Phy</b> <b>Mr.A.R.Sivakumar, AP/Chem</b></p> <p>and team (List attached in Annexure-II)</p>

**2021-2022**

S.No	Committee Name	Responsibilities	Faculty In charges
10.	Department Address	<ul style="list-style-type: none"> <li>Organize an orientation program in the respective departments which includes department activities, department staff introduction, achievements, Alumni Details, Industrial Visit Organized, Projects to showcase etc.</li> <li>Department Lab visit arrangements if needed.</li> </ul>	Respective HoD's and Chairpersons
11.	Language Proficiency Team	<ul style="list-style-type: none"> <li>To conduct the Language Proficiency to the students as per mentioned schedule.</li> <li>Final activity report to be submitted to the Documentation team.</li> <li>Coordinate the resource persons and chairpersons for the Language Proficiency sessions.</li> <li>Coordinate the venue arrangements teams for arranging venues for Language Proficiency session.</li> <li>Material Purchase requirements to be provided to the purchase committee team (if needed)</li> </ul>	<p><b>Dr.S.Sundararajan, ASP/Eng (I/c)</b></p> <p><b>Mr.P.Vairamani AP/Eng (I/c)</b></p> <p>Dr.N.Pratheeba, HoD/English</p> <p>Dr.B.Kayal Vizhi, AP/English</p> <p>Mr.U.S.Ramaswamy, AP/English</p> <p>Mr.S.Pradeep Kumar, AP/English</p>
12.	Literary activities Team	<ul style="list-style-type: none"> <li>To conduct the literary activity to the students as per mentioned schedule.</li> <li>Final session report to be submitted to the Documentation team.</li> <li>Coordinate the resource persons and chairpersons for the Literary activities' sessions.</li> </ul>	<p><b>Dr.A.Maheswari, ASP/ Maths (I/c)</b></p> <p><b>Dr.E. Vakaimalar, AP/IT (I/c)</b></p> <p>Dr.R.Lakshmi, HoD/Civil</p>

## Student Induction Programme –

**2021-2022**

S.No	Committee Name	Responsibilities	Faculty In charges
		<ul style="list-style-type: none"> <li>Coordinate the venue arrangements teams for arranging venues for Literary activities session.</li> <li>Material Purchase requirements to be provided to the purchase committee team (if needed)</li> </ul>	<p>Mr.P. Senthamarai Kannan, AP/Mech</p> <p>Mrs.M.Geetha,AP/Maths</p> <p>Mrs.P.Mala,AP/Maths</p> <p>Mr.P.Pandiaraj, AP/Maths</p> <p>Mr.S.Gopinath,AP/Maths</p> <p>Mr.D. Mariappan,AP/EEE</p> <p>Mrs.C. Nagavani, AP/ECE</p> <p>Mrs.D.Kayathri Devi,AP/IT</p>
13.	Computer Proficiency Team	<ul style="list-style-type: none"> <li>To conduct the Computer Proficiency to the students as per mentioned schedule.</li> <li>Final session report to be submitted to the Documentation team.</li> <li>Coordinate the resource persons and chairpersons for the Computer Proficiency sessions.</li> </ul>	<p><b>Dr.A. Anandh, ASP/CSE (I/c)</b></p> <p><b>Dr.M.G.Sribala AP/PT (I/c)</b></p> <p><b>Mr.C.Raj Kannan, AP/IT (I/c)</b></p> <p>and team</p>



## Student Induction Programme –

**2021-2022**

S.No	Committee Name	Responsibilities	Faculty In charges
		<ul style="list-style-type: none"> <li>Coordinate the venue arrangements teams for arranging venues for Computer Proficiency session.</li> </ul>	(List will be sent in mail later)
14.	Kamarajar Memorial house – Local Visit Arrangement Team	<ul style="list-style-type: none"> <li>Arrangement of Bus for Kamarajar House Visit which is located at Virudhunagar.</li> <li>Chairperson along with One faculty and one non-teaching faculty to be accompany with students at the time of visit.</li> </ul>	<b>Mr.V.Ganesan (Bus I/c)</b>  Mr.P.Karthik, Technician/Mech  and  All respective chairpersons and supporting faculty committee.
15.	Gardening activities	<ul style="list-style-type: none"> <li>Organize Gardening activities in the Induction Program with support from gardeners.</li> <li>Make necessary arrangements for Seed balls/saplings or any gardening activities requirements before the program starts.</li> <li>Plan gardening works/activities to the students on the scheduled dates</li> </ul>	<b>Dr.S.Karthick kumar AP/BT (I/c)</b>  Dr.R. Shyamkumar, HoD/BT  Mr.R.Ashok, AP/ECE  Mr.K. Murugananthan,AP/Mech
16.	Sports	<ul style="list-style-type: none"> <li>To organize Sports and Games modules as suggested by AICTE, with support through class Chairperson.</li> <li>Organize sports session to the hostel students in the early morning</li> </ul>	Mr.T.Pushparaj, Physical Director  Ms.A.Aavila,Asst Physical Director,  Mr.P.Augustian, PD Assistant

## Student Induction Programme –

2021-2022

S.No	Committee Name	Responsibilities	Faculty In charges
17.	Hostel Students Monitoring Committee	<ul style="list-style-type: none"> <li>Wake up call to the students in the early morning for Yoga/sports session.</li> <li>Informal communication meeting with the students in the evening.</li> </ul>	<p><b><u>Boys</u></b></p> <p>Mr.S.Muthunatarajan, AP/Mech, Dr.P.Prabhu, AP/Mech, Mr.G.Srinivasan, AP/CSE, Mr.U.S. Ramaswamy, AP/English Mr.K.Hariharan,AP/Civil</p> <p><b><u>Girls</u></b></p> <p>Ms.G.Vijayalalitha,AP/CSE Ms.A.Aavila,Asst Physical Director, Mrs.J.Lavanya,AP/CSE Ms.S.Shopika,AP/CSE Ms.P.Kaviya,AP/IT</p>

## Student Induction Programme –

**2021-2022**

S.No	Committee Name	Responsibilities	Faculty In charges
18.	Club Introduction & Registration Committee	<ul style="list-style-type: none"> <li>Club Activities related knowledge sharing to the students.</li> <li>Coordinate with all the Club Incharges and make them for their club introduction presentation for at least 5 to 10 min.</li> <li>Preparation of Club Registration Form and collect it at the end of the session</li> </ul>	<b>Dr.K.Thanalakshmi , First Year Coordinator (I/c)</b>  <b>Mr.S.Pradeepkumar AP/Eng (I/c)</b>  and  <b>All the Club Incharges</b>
19.	Talent show Team	<ul style="list-style-type: none"> <li>Prepare a Talent Show schedule based on the separate registration.</li> <li>Organize a formal talent show with proper scrutiny of selection process.</li> <li>Audio and Mike Arrangements required for the performance.</li> </ul>	<b>Dr.S.Luna Eunice AP/Chem</b>  <b>Mr.D.Vendhan AP/IT</b>  <b>And all First Year Chairpersons</b>
20.	Aeromodelling Team	<ul style="list-style-type: none"> <li>To conduct Aeromodelling session and event to the students as per the mentioned schedule.</li> <li>Final activity report to be submitted to the Documentation team.</li> <li>Coordinate the resource persons and chairpersons for the Aeromodelling sessions.</li> <li>Coordinate the venue arrangements teams for arranging venues for the session.</li> </ul>	<b>Dr.M.Prithiviraj, AP/Mech (I/c)</b>  <b>Mr.S. David Blessley,AP/MTR (I/c)</b>  Dr.K.M.Manikandan, AP/Phy  Mr.D.PalaniKumar, AP/Mech  Mr.S. Devaraj,AP/Mech

## Student Induction Programme –

2021-2022

S.No	Committee Name	Responsibilities	Faculty In charges
		<ul style="list-style-type: none"> <li>Prior information dissemination to the students via chairperson for bringing the required materials to the session/event.</li> </ul>	Mr.R.Ganesan, AP/EEE
21.	Matlab Session Team	<ul style="list-style-type: none"> <li>To conduct the Matlab session to the students as per mentioned schedule.</li> <li>Final session report to be submitted to the Documentation team.</li> <li>Coordinate with the resource persons and chairpersons for the sessions.</li> <li>Coordinate the venue arrangements teams for arranging venues for the session.</li> </ul>	<b>Dr.N.Kamatchi, AP/Maths (I/c)</b> <b>Mrs.S.Nisharani, AP/ECE (I/c)</b> Dr.R.Sureshbabu, HoD/ECE Mrs.C.Revathy, AP/Maths Mrs.K.Ananthi, AP/Maths Mrs.S. Meenakshi, AP/Maths Dr.A.Geetha, ASP/ECE Dr.T.Prathiba, AP/ECE Dr.V. Jeyalakshmi, AP/ECE Dr.N.M. Mary Sindhuja, AP/ECE Mrs.M. Stella Mercy, AP/ECE



## Student Induction Programme –

**2021-2022**

S.No	Committee Name	Responsibilities	Faculty In charges
22.	Labview Session Team	<ul style="list-style-type: none"> <li>To conduct the Labview session to the students as per mentioned schedule.</li> <li>Final session report to be submitted to the Documentation team.</li> <li>Coordinate the resource persons and chairpersons for the sessions.</li> <li>Coordinate the venue arrangements teams for arranging venues for the session.</li> </ul>	<p><b>Mrs.J. Uma Maheswari, AP/EIE (I/c)</b></p> <p><b>Mrs.M. Vigneswari, AP/EIE (I/c)</b></p> <p>Mr.A.Rajavel,AP/EIE</p> <p>Mrs.L.V. Revathi,AP/EIE</p> <p>Mr.R. Raj Prabu,AP/EIE</p> <p>Mr.K. Ganesan,AP/EEE</p> <p>Mrs.P. Ramalakshmi,AP/ECE</p>
23.	Basics Instrumentation in Physics Team	<ul style="list-style-type: none"> <li>Plan &amp; Conduct laboratory session in basic physics for the students as per the schedule.</li> <li>Final session report to be submitted to the Documentation team.</li> <li>Photocopy requirements to be provided to the purchase committee team (if needed)</li> </ul>	<p><b>Dr.G.Bharathy, AP/Phy (I/c)</b></p> <p>Dr.A.Yelil Arasi, HoD/Phy</p> <p>Dr.M.Hema, ASP/Phy</p> <p>Dr.K.Sakthiraj,AP/Phy</p>
24.	3D Modelling using Google Sketch Up Session Team	<ul style="list-style-type: none"> <li>Plan &amp; Conduct laboratory session in 3D Modelling for the students as per the schedule.</li> <li>Final session report to be submitted to the Documentation team.</li> </ul>	<p><b>Mr.R. Ganesh, AP/CIVIL (I/c)</b></p> <p>Mr.K.Hariharan, AP/Civil</p>

## Student Induction Programme –

**2021-2022**

S.No	Committee Name	Responsibilities	Faculty In charges
			Mrs.B.Deepa, AP/Civil and Team
25.	Feedback Committee	<ul style="list-style-type: none"> <li>Prepare a format for Online feedback and get approval.</li> <li>Feedback Analysis to be done at last for report preparation.</li> </ul>	<b>Dr.K. Ponprapakaran, AP/PT</b> <b>Mr.S.Sivakumaravel, AP/PT</b>
26.	Design and Certificate Committee	<ul style="list-style-type: none"> <li>Flex Design for the Inauguration and Valedictory Session.</li> <li>E-Certificate Design preparation for students and staff members.</li> <li>Sending E-Certificates to all the participants and faculty members (list approved by the coordinators) after the valedictory session.</li> </ul>	<b>Mr.G.Srinivasan, AP/CSE (I/c)</b> <b>Ms.T.Rajashree, AP/CSE (I/c)</b> Mr. A.Seenivasagapandi, Technician/CSE Mr.A.Aaladyian, Technician/CSE Mr.S.Arunagiri, Maintenance Office
27.	SIP Report Documentation Team	<ul style="list-style-type: none"> <li>Coordinate with each committee in collecting the necessary documents on proper time.</li> <li>Collection of documents on each day.</li> <li>Make a booklet at the end of the programme.</li> <li>Sorting documents and stored in files as a hardcopy.</li> </ul>	<b>Dr.N.Pradeeba, HOD/English (I/c)</b> Mrs.R.P. Sri Rama Priya, Apt Trainer Mrs.M.Gokila, AP/ECE Ms.R.Reenu, AP/EEE

## Student Induction Programme –

**2021-2022**

S.No	Committee Name	Responsibilities	Faculty In charges
			Mr.M.Jeyaganesan, Clerk/First Yr Mrs.M.Vijayalakshmi, Technician/Phy Mr.A.N. Das, Assistant/Library
28.	Photo & Video Committee	<ul style="list-style-type: none"> <li>Get Venue details form the coordinators and capture photo and video on each day.</li> <li>Taking photos and videos for the entire SIP program on each day and send the photograph/video to the documentation team.</li> </ul>	<b>Mr. B.Anantharaj, Instructor/CSE</b> <b>Mr.G.Jeyakumar, Technician/BT</b>
29.	Finance and purchase Control Committee	<ul style="list-style-type: none"> <li>Finance control of the entire program.</li> <li>Purchase arrangements for all the activities regarding SIP.</li> <li>Tuck Shop material purchase for students related to SIP</li> <li>Handouts and Worksheets photocopy or copier arrangements.</li> <li>Memento to the guests.</li> </ul>	<b>Mr.M.Rajesh,</b> <b>Superintendent / Administrative Office</b>
30.	Inspiring Movie & Video Editing Committee	<ul style="list-style-type: none"> <li>Preparation of short video making with all the progress of the students in SIP which will be streamed in the valedictory session.</li> </ul>	<b>Dr.P.Praveen Kumar, AP/AD,</b> <b>Dr.A.Ronaldo Anuf, AP/BT</b>

## Student Induction Programme –

2021-2022

S.No	Committee Name	Responsibilities	Faculty In charges
		<ul style="list-style-type: none"> <li>Coordinate with Photo &amp; Video committee and Documentation Team for the video making and editing process.</li> <li>Upload the video in College website with proper approval.</li> <li>Inspiring Movie Selection and get approval earlier which will be streamed on 14-Nov (Sunday).</li> <li>Streaming process for the Inspiring Movie on 14-Nov.</li> </ul>	<b>Mr.B.Muthukrishna Vinayagam,</b> AP/CSE
31.	Valedictory Ceremony Arrangements	<ul style="list-style-type: none"> <li>To organize the valedictory function of the Student Induction program.</li> <li>Invitation, Agenda preparation.</li> <li>MOC Arrangements.</li> </ul>	<b>Dr.K.Thanalakshmi,</b> First Year Coordinator <b>and all SIP Coordinators</b> Mr.M.Jeyaganesan, Clerk/First Yr Mrs.M.Vijayalakshmi, Technician/Phy Mr.A.N. Das, Assistant/Library



**Annexure – I****LIST OF CLASS CHAIRPERSONS**

Sl No	Department	Class	Name of Chairperson
1	Biotechnology	I BT	Mr.S.Manibalan
2	Computer Science	I CSE A	Mrs.S.Athilakshmi
		I CSE B	Mr.M.Rajasekaran
3	Information Technology	I IT	Mrs.D.Kayathri Devi
4	EEE	I EEE	Dr.M.Sudalaimani
5	ECE	I ECE A	Dr.T.Pandiselvi
6	Civil	I CIVIL	Mrs.S.Thahira Banu
7	Mechanical	I MECH	Mr.N.N.R.Madhan
8	Mechatronics	I MTRE	Mr. P. Bala Sundar
9	Artificial Intelligence & Data Science	I AI&DS	Mrs.P,Antony Seba

**Annexure – II****Universal Human values (UHV) session – Resource Person List**

S.No	Topic	Faculty in-charge
1D	Welcome and Introductions	Dr.N,Sundarrajan, ASP/English Dr.A.Thamilisai, AP/Maths Mr.P.Vairamani, AP/English  Mr.K.M.Manikandan, AP/Phy
2	Aspirations and Concerns	Ms.T.Rajashree, AP/CSE Ms.G.Vijayalalitha, AP/CSE
		Dr.B. Prabhu, AP/Mech Mr.A.Sankaranarayana Murthy, AP/Mech
3	Self-Management	Dr.R.S. Venkatesan, AP/ECE Mrs.P. Muthumari, AP/ECE
		Mr.P. Ponkarthikeyan, AP/civil Mr.M. Subahar, AP/Civil

## Student Induction Programme – 2021-2022

4	Health	Mr.S. Ramesh Prabhu, AP/EIE
		Ms. S.Kavitha, AP/EIE
		Mr.A. Ganesan, AP/MTR
		Mr.S.Wesley Moses Samdoss, AP/MTR
5	Relationships	Mrs.S.Athilakshmi, AP/IT
		Ms.P.Kaviya, AP/IT
		Dr.N.Mehala, AP/Maths
		Mr.K.M. Sathish Kumar, AP/Maths
6	Society	Mrs.V. Chandra, AP/EEE
		Mr.T. Hari Prasath, AP/EEE
		Dr.J.Dhanalakshmi, AP/Chem
		Mr.N.Siva Kumar, AP/Chem
7	Natural Environment	Dr.A. Ronaldo Anuf, AP/BT
		Mr.S. Manibalan, AP/BT
		Dr.S.Brindha, AP/Maths
		Dr.G.Bharathi, AP/Phy



## **Student Induction Programme – 2021-2022**

# **SIP REPORT**



(An Autonomous Institution - AFFILIATED TO ANNA UNIVERSITY, CHENNAI)

S.P.G.Chidambara Nadar - C.Nagammal Campus

S.P.G.C.Nagar, K.Vellakulam - 625 701, (Near Virudhunagar), Madurai District.

## Student Induction Programme – 2021-2022

### About the Institution

Kamaraj College of Engineering and Technology (Autonomous), is a significant addition to the network of educational institutions run for over 125 years by the munificent Mahamai Tharappus of Virudhunagar. Named after Bharat Ratna, Karmaveerar, Sri. K. Kamaraj, a selfless visionary who worked for the upliftment of the downtrodden masses, the institution is a standing testimony to the vision of the philanthropists who sought to provide an excellent technical learning ambience to fulfill the needs and aspirations of the urban as well as the unreachable rural strata of the society in this part of the world.

Ever since its inception in the year 1998, Kamaraj College of Engineering and Technology (Autonomous) has been striding majestically in the realm of technical education. It has successfully stepped into its 23<sup>rd</sup> year and has grown up and branched out into a massive tree providing 9 U.G. courses and 7 P.G. courses. 7 departments of the college have been approved as Research Centers by Anna University. The college is located in a sprawling area of 48 acres beside Madurai – Virudhunagar NH – 44. The institution is approved by All India Council for Technical Education (AICTE), New Delhi and affiliated to Anna University, Chennai. It is accredited by NAAC with “A” grade. **We feel proud to inform that our college has been placed in the rank band of 251-300 in NIRF-2020 Ranking.**

### About SIP 2021

Student Induction Programme is a multi-pronged approach authorized by AICTE to help the freshers enrolled in engineering institutions across the country to adapt to the ensuing academic engineering ambience enthusiastically.

Staff in charges of the student induction programme work closely with the newly joined students in

1. making them feel comfortable
2. allow them to explore their academic interests and activities
3. reduce competition and make them work for excellence
4. promote bonding within them
5. build relations between teachers and students
6. give a broader view of life, and build character.



## Student Induction Programme – 2021-2022

### SIP PROGRAMME SCHEDULE:

SIP 2021	Schedule		GROUP 1 - CSE A		Chairperson: Mrs.S.Athilakshmi - 9865929924		
Date	Day	Session I 09.00 AM to 10.20 AM	10.20 AM to 10.40 AM	Session II 10.40 AM to 12.30 PM	12.30 PM to 01.30 PM	Session III 01.30 PM to 02.45 PM	Session IV 02.45 PM to 04.00 PM
8-Nov-21	Monday	Inauguration Ceremony	TEA BREAK	Inauguration Ceremony	LUNCH BREAK	Campus Visit	
9-Nov-21	Tuesday	UHV - What & Why ?? by (Dr.N.Sundarajan, ASP/English & Mr.P.Vairamani, AP/English)		"வானமே எல்லை"  Special Lecture by (Ms.Selvamuthumari- Motivational Speaker)		Chairperson Address & Club Activities (Registration)	
10-Nov-21	Wednesday	MATLAB / LABVIEW		MATLAB / LABVIEW		Basic Instrumentation in Physics	
11-Nov-21	Thursday	Computer Proficiency		Computer Proficiency		Aeromodelling - Hands on	

## Student Induction Programme – 2021-2022

12-Nov-21	Friday	Language Proficiency (Listening)		UHV - Aspirations & Concerns		Visit to Kamarajar Memorial House	
13-Nov-21	Saturday	Literary Activities (கதை & நடிப்பு)		UHV -Self-Management		Creative Practices - Arts & Craft	Gardening Activities
14-Nov-21	Sunday	Inspiring Movie Session (Online Mode)					
15-Nov-21	Monday	Language Proficiency (Speaking)		UHV -Health		Creative Practices - Story Telling	YOGA
16-Nov-21	Tuesday	Literary Activities (திருக்குறள்)		UHV - Relationships		Creative Practices - Ad making/Skit	YOGA
17-Nov-21	Wednesday	Language Proficiency (Reading)	TEA BREAK	UHV - Society	LUNCH BREAK	Creative Practices - Holistic food	SPORTS
18-Nov-21	Thursday	Literary Activities (பட்டிமன்றம்)		UHV -Natural Environment		Creative Practices - Poster making	SPORTS

## Student Induction Programme – 2021-2022

19-Nov-21	Friday	"Strength is Life"  Special Lecture by (Dr.Elango - Formerly Vice Principal Vivekananda College)		"Mental Wellness"  Special Lecture by (Ms.Barani - Mental Wellness Trainer)		Talent Show/Culturals
20-Nov-21	Saturday	"Technologies in Agriculture"  Special Lecture by (Dr.Manivel - Principal Scientist- ICAR )		"Intra Communication"  Special Lecture by (Mr.A.Vairamani -Trainer, Dept of Employability & Training, Govt of Tamilnadu)		Valedictory Ceremony & Feedback

SIP 2021	Schedule	GROUP 2 - CSE B	Chairperson : Mr.M.Rajasekaran - 9952288958
----------	----------	-----------------	---

## Student Induction Programme – 2021-2022

Date	Day	Session I 09.00 AM to 10.20 AM	10.20 AM to 10.40 AM	Session II 10.40 AM to 12.30 PM	12.30 PM to 01.30 PM	Session III 01.30 PM to 02.45 PM	Session IV 02.45 PM to 04.00 PM
8-Nov-21	Monday	Inauguration Ceremony	TEA BREAK	Inauguration Ceremony	LUNCH BREAK	Campus Visit	
9-Nov-21	Tuesday	UHV - What & Why ?? by  (Dr.N.Sundararajan , ASP/English & Mr.P.Vairamani,AP/English)		"வானமே எல்லை"  Special Lecture by  (Ms.Selvamuthumari-Motivational Speaker)		Chairperson Address & Club Activities (Registration)	
10-Nov-21	Wednesday	Computer Proficiency		Computer Proficiency		Aeromodelling - Hands on	
11-Nov-21	Thursday	MATLAB / LABVIEW		MATLAB / LABVIEW		Basic Instrumentation in Physics	
12-Nov-21	Friday	Language Proficiency (Listening)		UHV - Aspirations & Concerns		Creative Practices - Arts & Craft	Gardening Activities
13-Nov-21	Saturday	Literary Activities (புத்திமன்றம்)		UHV -Self-Management		Visit to Kamarajar Memorial House	
14-Nov-21	Sunday	Inspiring Movie Session (Online Mode)					



## Student Induction Programme – 2021-2022

15-Nov-21	Monday	Language Proficiency (Speaking)	TEA BREAK	UHV -Health	LUNCH BREAK	Creative Practices - Poster making	YOGA
16-Nov-21	Tuesday	Literary Activities (கதை & நடிப்பு)		UHV - Relationships		Creative Practices - Story Telling	YOGA
17-Nov-21	Wednesday	Language Proficiency (Reading)		UHV - Society		Creative Practices - Ad making/Skit	SPORTS
18-Nov-21	Thursday	Literary Activities (திருக்குறள்)		UHV -Natural Environment		Creative Practices - Holistic food	SPORTS
19-Nov-21	Friday	"Motivational Talk" Special Lecture by (Mr. Jerald- Deputy Superintendent of Police)		"Mental Wellness" Special Lecture by (Ms.Barani - Mental Wellness Trainer)		Talent Show/Culturals	
20-Nov-21	Saturday	"Technologies in Agriculture" Special Lecture by (Dr.Manivel - Principal Scientist- ICAR )		"Strength is Life" Special Lecture by (Dr.Elango - Formerly Vice Principal Vivekananda College)		Valedictory Ceremony & Feedback	



## Student Induction Programme – 2021-2022

SIP 2021	Schedule		GROUP 3 -AD		Chairperson : Mrs.P.Antony Seba - 9443684608		
Date	Day	Session I 09.00 AM to 10.20 AM	10.20 AM to 10.40 AM	Session II 10.40 AM to 12.30 PM	12.30 PM to 01.30 PM	Session III 01.30 PM to 02.45 PM	Session IV 02.45 PM to 04.00 PM
8-Nov-21	Monday	Inauguration Ceremony	TEA BREAK	Inauguration Ceremony	LUNCH BREAK	Campus Visit	
9-Nov-21	Tuesday	UHV - What & Why ?? by (Dr.N.Sundararajan, ASP/English & Mr.P.Vairamani,AP/ English)		"வானமே எல்லை" Special Lecture by (Ms.Selvamuthumari- Motivational Speaker)		Chairperson Address & Club Activities (Registration)	
10-Nov-21	Wednesday	Language Proficiency (Listening)		UHV - Aspirations & Concerns		Visit to Kamarajar Memorial House	
11-Nov-21	Thursday	Literary Activities (கதை & நடிப்பு)		UHV -Natural Environment		Creative Practices - Arts & Craft	Gardening Activities
12-Nov-21	Friday	MATLAB / LABVIEW		MATLAB / LABVIEW		Basic Instrumentation in Physics	

## Student Induction Programme – 2021-2022

13-Nov-21	Saturday	Computer Proficiency		Computer Proficiency		Aeromodelling - Hands on	
14-Nov-21	Sunday	Inspiring Movie Session (Online Mode)					
15-Nov-21	Monday	Literary Activities (திருக்குறள்)	TEA BREAK	UHV Relationships	LUNCH BREAK	Creative Practices - Ad making/Skit	SPORTS
16-Nov-21	Tuesday	Language Proficiency (Speaking)		UHV -Self-Management		Creative Practices - Holistic food	SPORTS
17-Nov-21	Wednesday	Literary Activities (பட்டிமன்றம்)		UHV -Health		Creative Practices - Story Telling	YOGA
18-Nov-21	Thursday	Language Proficiency (Reading)		UHV - Society		Creative Practices - Poster making	YOGA
19-Nov-21	Friday	"Motivational Talk"  Special Lecture by  (Mr. Jerald- Deputy Superintendent of Police)		"Mental Wellness"  Special Lecture by  (Ms.Barani - Mental Wellness Trainer)		Talent Show/Culturals	
20-Nov-21	Saturday	"Technologies in Agriculture"		"Strength is Life"  Special Lecture by		Valedictory Ceremony & Feedback	

## Student Induction Programme – 2021-2022

		Special Lecture by  (Dr.Manivel - Principal Scientist- ICAR )		(Dr.Elango - Formerly Vice Principal Vivekananda College)		
--	--	---	--	---	--	--

SIP 2021	Schedule		GROUP 4 - IT		Chairperson : Mrs.D.Kayathri Devi - 7810808101		
Date	Day	Session I 09.00 AM to 10.20 AM	10.20 AM to 10.40 AM	Session II 10.40 AM to 12.30 PM	12.30 PM to 01.30 PM	Session III 01.30 PM to 02.45 PM	Session IV 02.45 PM to 04.00 PM
8-Nov-21	Monday	Inauguration Ceremony	TEA BREAK	Inauguration Ceremony	LUNCH BREAK	Campus Visit	
9-Nov-21	Tuesday	UHV - What & Why ?? by  (Dr.N.Sundararajan, ASP/English & Mr.P.Vairamani,AP/Eng lish)		"வானமே எல்லை"  Special Lecture by  (Ms.Selvamuthumar i- Motivational Speaker)		Chairperson Address & Club Activities (Registration)	



## Student Induction Programme – 2021-2022

10-Nov-21	Wednesday	Language Proficiency (Listening)		UHV - Aspirations & Concerns		Creative Practices - Ad making/Skit	Gardening Activities
11-Nov-21	Thursday	Literary Activities (புத்திமன்றம்)		UHV -Natural Environment		Visit to Kamarajar Memorial House	
12-Nov-21	Friday	Computer Proficiency		Computer Proficiency		Aeromodelling - Hands on	
13-Nov-21	Saturday	MATLAB / LABVIEW		MATLAB / LABVIEW		Basic Instrumentation in Physics	
14-Nov-21	Sunday	Inspiring Movie Session (Online Mode)					
15-Nov-21	Monday	Literary Activities (திருக்குறள்)		UHV Relationships		Creative Practices - Holistic food	SPORTS
16-Nov-21	Tuesday	Language Proficiency (Speaking)	TEA BREAK	UHV -Self-Management	LUNCH BREAK	Creative Practices - Arts & Craft	SPORTS
17-Nov-21	Wednesday	Literary Activities (கதை & நடிகை)		UHV -Health		Creative Practices - Poster making	YOGA
18-Nov-21	Thursday	Language Proficiency (Reading)		UHV - Society		Creative Practices - Story Telling	YOGA

## Student Induction Programme – 2021-2022

19-Nov-21	Friday	"Motivational Talk" Special Lecture by (Mr. Jerald- Deputy Superintendent of Police)		"Mental Wellness" Special Lecture by (Ms.Barani - Mental Wellness Trainer)		Talent Show/Culturals
20-Nov-21	Saturday	"Technologies in Agriculture" Special Lecture by (Dr.Manivel - Principal Scientist- ICAR )		"Strength is Life" Special Lecture by (Dr.Elango - Formerly Vice Principal Vivekananda College)		Valedictory Ceremony & Feedback

SIP 2021	Schedule		GROUP 5 - ECE			Chairperson : Dr.T.Pandiselvi - 9486858420	
Date	Day	Session I 09.00 AM to 10.20 AM	10.20 AM to 10.40 AM	Session II 10.40 AM to 12.30 PM	12.30 PM to 01.30 PM	Session III 01.30 PM to 02.45 PM	Session IV 02.45 PM to 04.00 PM
18-Nov-21	Monday	NA	TEA BREAK	NA	LUNCH BREAK	Inauguration Ceremony	
19-Nov-21	Tuesday	UHV - What & Why ?? by (Dr.N.Sundararajan, ASP/English &		"வானமே எல்லை"		Chairperson Address & Club Activities (Registration)	

## Student Induction Programme – 2021-2022

		Mr.P.Vairamani,AP/English)		Special Lecture by (Ms.Selvamuthumari- Motivational Speaker)		
10-Nov-21	Wednesday	Language Proficiency (Listening)		UHV - Health		Creative Practices - Holistic food SPORTS
11-Nov-21	Thursday	Literary Activities (திருக்குறள்)		UHV - Aspirations & Concerns		Creative Practices - Poster making SPORTS
12-Nov-21	Friday	Language Proficiency (Speaking)		UHV -Self-Management		Creative Practices - Story Telling YOGA
13-Nov-21	Saturday	Literary Activities (கதை & நடிப்பு)		UHV - Society		Creative Practices - Ad making/Skit YOGA
14-Nov-21	Sunday	Inspiring Movie Session (Online Mode)				
15-Nov-21	Monday	MATLAB / LABVIEW		MATLAB / LABVIEW		Smart Home with Soft Tools Session
16-Nov-21	Tuesday	Computer Proficiency	TEA BREAK	Computer Proficiency	LUNCH BREAK	Aeromodelling - Hands on
17-Nov-21	Wednesday	Literary Activities (பட்டிமன்றம்)		UHV - Natural Environment		Visit to Kamarajar Memorial House



## Student Induction Programme – 2021-2022

18-Nov-21	Thursday	Language Proficiency (Reading)		UHV - Relationships		Creative Practices - Arts & Craft	Gardening Activities
19-Nov-21	Friday	"Motivational Talk" Special Lecture by (Mr. Jerald - Deputy Superintendent of Police )		"Mental Wellness" Special Lecture by (Ms.Barani - Mental Wellness Trainer)		Talent Show/Culturals	
20-Nov-21	Saturday	"Technologies in Agriculture" Special Lecture by (Dr.Manivel - Principal Scientist- ICAR )		"Strength is Life" Special Lecture by (Dr.Elango - Formerly Vice Principal Vivekananda College)		Valedictory Ceremony & Feedback	

SIP 2021	Schedule		GROUP 6 - BT			Chairperson : Mr.S.Manibalan - 7373237303	
Date	Day	Session I 09.00 AM to 10.20 AM	10.20 AM to 10.40 AM	Session II 10.40 AM to 12.30 PM	12.30 PM to 01.30 PM	Session III 01.30 PM to 02.45 PM	Session IV 02.45 PM to 04.00 PM



## Student Induction Programme – 2021-2022

8-Nov-21	Monday	NA	TEA BREAK	NA	LUNCH BREAK	Inauguration Ceremony	
9-Nov-21	Tuesday	UHV - What & Why ?? by  (Dr.N.Sundararajan, ASP/English & Mr.P.Vairamani,AP/English)		"வானமே எல்லை"  Special Lecture by  (Ms.Selvamuthumari- Motivational Speaker)		Chairperson Address & Club Activities (Registration)	
10-Nov-21	Wednesday	Literary Activities (திருக்குறள்)		UHV -Health		Creative Practices - Poster making	SPORTS
11-Nov-21	Thursday	Language Proficiency (Listening)		UHV - Aspirations & Concerns		Creative Practices - Story Telling	SPORTS
12-Nov-21	Friday	Literary Activities (பட்டிமன்றம்)		UHV -Self-Management		Creative Practices - Holistic food	YOGA
13-Nov-21	Saturday	Language Proficiency (Speaking)		UHV - Society		Creative Practices - Ad making/Skit	YOGA
14-Nov-21	Sunday	Inspiring Movie Session (Online Mode)					
15-Nov-21	Monday	Computer Proficiency		Computer Proficiency		Aeromodelling - Hands on	

## Student Induction Programme – 2021-2022

16-Nov-21	Tuesday	MATLAB / LABVIEW		MATLAB / LABVIEW		Smart Home with Soft Tools Session	
17-Nov-21	Wednesday	Language Proficiency (Reading)		UHV -Natural Environment		Creative Practices - Arts & Craft	Gardening Activities
18-Nov-21	Thursday	Literary Activities (கதை & நடிப்பு)		UHV - Relationships		Visit to Kamarajar Memorial House	
19-Nov-21	Friday	"Motivational Talk"  Special Lecture by (Mr. Jerald- Deputy Superintendent of Police)	TEA BREAK	"Mental Wellness"  Special Lecture by (Ms.Barani - Mental Wellness Trainer)	LUNCH BREAK	Talent Show/Culturals	
20-Nov-21	Saturday	"Technologies in Agriculture"  Special Lecture by (Dr.Manivel - Principal Scientist- ICAR )		"Strength is Life"  Special Lecture by (Dr.Elango - Formerly Vice Principal Vivekananda College)		Valedictory Ceremony & Feedback	

## Student Induction Programme – 2021-2022

SIP 2021	Schedule		GROUP 7 - MECH & MTR		Chairperson : Mr.N.R.Madhan (9894949848) & Mr. P. Bala Sundar (9626257113)		
Date	Day	Session I 09.00 AM to 10.20 AM	10.20 AM to 10.40 AM	Session II 10.40 AM to 12.30 PM	12.30 PM to 01.30 PM	Session III 01.30 PM to 02.45 PM	Session IV 02.45 PM to 04.00 PM
8-Nov-21	Monday	NA	TEA BREAK	NA	LUNCH BREAK	Inauguration Ceremony	
9-Nov-21	Tuesday	UHV - What & Why ?? by (Dr.N.Sundararajan, ASP/English & Mr.P.Vairamani,AP/En glish)		"வானமே எல்லை"  Special Lecture by (Ms.Selvamuthum ari- Motivational Speaker)		Chairperson Address & Club Activities (Registration)	
10-Nov-21	Wednesday	Literary Activities (திருக்குறள்)		UHV -Self- Management		Creative Practices - Arts & Craft	YOGA
11-Nov-21	Thursday	Language Proficiency (Listening)		UHV - Health		Creative Practices - Story Telling	YOGA

## Student Induction Programme – 2021-2022

12-Nov-21	Friday	Literary Activities (கதை & நடிப்பு)		UHV - Relationships		Creative Practices - Ad making/Skit	SPORTS
13-Nov-21	Saturday	Language Proficiency (Speaking)		UHV - Aspirations & Concerns		Creative Practices - Holistic food	SPORTS
14-Nov-21	Sunday	Inspiring Movie Session (Online Mode)					
15-Nov-21	Monday	Literary Activities (பட்டிமன்றம்)	TEA BREAK	UHV - Society	LUNCH BREAK	Visit to Kamarajar Memorial House	
16-Nov-21	Tuesday	Language Proficiency (Reading)		UHV - Natural Environment		Creative Practices - Poster making	Gardening Activities
17-Nov-21	Wednesday	MATLAB / LABVIEW		MATLAB / LABVIEW		Smart Home with Soft Tools Session	
18-Nov-21	Thursday	Computer Proficiency		Computer Proficiency		Aeromodelling - Hands on	
19-Nov-21	Friday	"Motivational Talk"  Special Lecture by  (Mr. Jerald- Deputy Superintendent of Police)		"Mental Wellness"  Special Lecture by  (Ms.Barani - Mental Wellness Trainer)		Talent Show/Culturals	



## Student Induction Programme – 2021-2022

20-Nov-21	Saturday	"Technologies in Agriculture" Special Lecture by (Dr.Manivel - Principal Scientist- ICAR )		"Strength is Life"  Special Lecture by (Dr.Elango - Formerly Vice Principal Vivekananda College)		Valedictory Ceremony & Feedback
-----------	----------	--	--	---	--	---------------------------------

SIP 2021	Schedule	GROUP 8 - EEE & CIVIL		Chairperson : Dr.M.Sudalaimani (9443428572) & Mrs.S.Thahira Banu (9944613163)			
Date	Day	Session I 09.00 AM to 10.20 AM	10.20 AM to 10.40 AM	Session II 10.40 AM to 12.30 PM	12.30 PM to 01.30 PM	Session III 01.30 PM to 02.45 PM	Session IV 02.45 PM to 04.00 PM
8-Nov-21	Monday	NA	TEA BREAK	NA	LUNCH BREAK	Inauguration Ceremony	
9-Nov-21	Tuesday	UHV - What & Why ?? by (Dr.N.Sundararajan, ASP/English & Mr.P.Vairamani, AP /English)		"வானமே எல்லை" Special Lecture by (Ms.Selvamuthu mari-		Chairperson Address & Club Activities (Registration)	

## Student Induction Programme – 2021-2022

				Motivational Speaker)			
10-Nov-21	Wednesday	Literary Activities (பட்டிமன்றம்)		UHV -Self- Management		Creative Practices - Ad making/Skit	YOGA
11-Nov-21	Thursday	Language Proficiency (Listening)		UHV -Health		Creative Practices - Holistic food	YOGA
12-Nov-21	Friday	Literary Activities (திருக்குறள்)		UHV - Relationships		Creative Practices - Poster making	SPORTS
13-Nov-21	Saturday	Language Proficiency (Speaking)		UHV - Aspirations & Concerns		Creative Practices - Story Telling	SPORTS
14-Nov-21	Sunday	Inspiring Movie Session (Online Mode)					
15-Nov-21	Monday	Language Proficiency (Reading)	TEA BREAK	UHV - Society	LUNCH BREAK	Creative Practices - Arts & Craft	Gardening Activities
16-Nov-21	Tuesday	Literary Activities (கதை & நடிப்பு)		UHV -Natural Environment		Visit to Kamarajar Memorial House	

## Student Induction Programme – 2021-2022

17-Nov-21	Wednesday	Computer Proficiency		Computer Proficiency		Aeromodelling - Hands on
18-Nov-21	Thursday	MATLAB / LABVIEW		MATLAB / LABVIEW		Smart Home with Soft Tools Session
19-Nov-21	Friday	"Motivational Talk"  Special Lecture by  (Mr. Jerald - Deputy Superintendent of Police )		"Mental Wellness"  Special Lecture by  (Ms.Barani - Mental Wellness Trainer)		Talent Show/Culturals
20-Nov-21	Saturday	"Technologies in Agriculture"  Special Lecture by  (Dr.Manivel - Principal Scientist- ICAR )		"Strength is Life"  Special Lecture by  (Dr.Elango - Formerly Vice Principal Vivekananda College)		Valedictory Ceremony & Feedback

## Student Induction Programme – 2021-2022

### INAUGURATION

The inaugural function of First year's Student Induction Program (SIP-2021) was conducted on 08-11-2021. Before the formal function tech beats team performed the orchestra. The program was initiated with prayer song. Our beloved Principal, Dr. S. Senthil welcomed the gathering with his warm greetings. Felicitation to the freshers was given by our respected Secretary, Er. Thiru S. P. G. C. Srimurugan. Chief Guest Mrs. Chitra Ganapathy delivered her address to the students. In her address, she gave some tips to the students to equip themselves with the requisite employability skills to face this competitive world. Vote of thanks was proposed by Dr. K. Thanalakshmi, First Year Coordinator. The program ended with the singing of National Anthem.



### YOGA SESSION



## Student Induction Programme – 2021-2022

Mr. N. Sathish Kumar, Exam cell taught yoga to the boys students at indoor stadium between 2.45 p.m and 4.00 p.m. He also taught the same for hostel boys in the morning from 6.45 a.m to 7.15 a.m from 11.11.21 to 19.11.21. He taught many asanas like Surya namaskaram, Utakattasana, Padhahastasana, Thrikonasana, Padmasana, Paschimottanasana, Vir uchasana, Thoppukaranam, Shanthiasana etc.

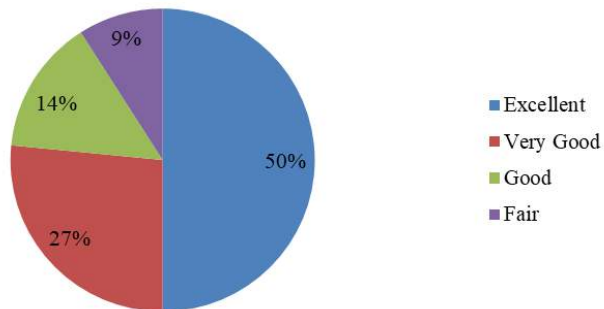
Mrs.Sabitha, trainer gave an introduction about the origin and history of Yoga to the girls students between 2.45 and 4.00 p.m She stressed the importance of being punctual not only in yoga but also in studies. She taught the students some warm up exercises. It was followed by asanas Ukatasana, Eka Padasana, Vaijrasana, Ustrasana, Dhanurasana, Arthakadichakrasan, Butter fly asana and Padmasana. Students learnt those asanas with enthusiasm. She shared the benefits one can get by doing Yoga. She informed that breathing and doing exercises are inter connected. She also talked about how to balance our mind and body. Finally students performed shanthi asana.



### FEEDBACK ANALYSIS :

## Student Induction Programme – 2021-2022

### RATE THE YOGA SESSION



### UHV – WHAT & WHY

Introduction about SIP and UHV What & Why were given.



### GUEST LECTURE

1. Guest Lecture on “VAANAMAE ELLAI” – Ms. Selvamuthumari



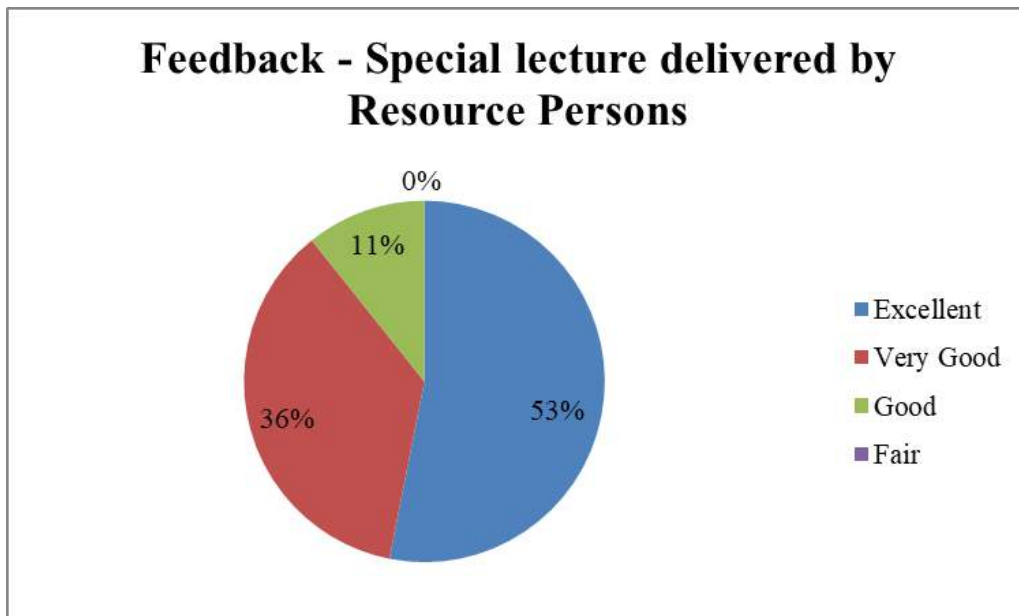
## Student Induction Programme – 2021-2022

In her address, she focused on three important elements- Leadership quality, Awareness, and Time Management. She added that students should dream like Abdul Kalam. After dreaming, they have to plan and execute their dreams with the help of three elements. She also quoted examples from the life of great leaders and poets Chandra Gupta Mauriya, Ashoka, Karma Veerar Kamaraj, Thiruvalluvar, Bharati.



**FEEDBACK ANALYSIS :**

## Student Induction Programme – 2021-2022



### 2. Guest Lecture on “Strength is Life” – Dr. Ilango Ramanujam

In his address he quoted some of the principles of Swami Vivekananda. He focused on many life incidents of Swami Vivekananda to motivate the students. Then he moved onto the topic: strength is life. His speech was splendid and from his speech students learned many things that can be applied in day to day life.

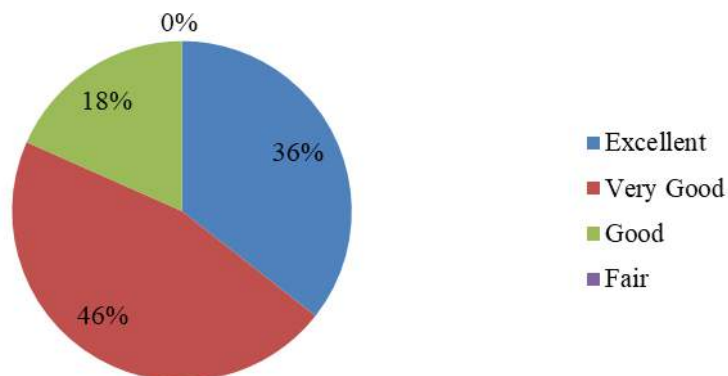


## Student Induction Programme – 2021-2022



### FEEDBACK ANALYSIS :

#### Feedback - Special lecture delivered by Resource Persons



### 3. Guest Lecture on “Mental Wellness” – Ms. Barani

## Student Induction Programme – 2021-2022

In her address she gave information about cellular nutrition. She briefed about Balanced nutrition, Healthy active lifestyle, and Personalized program regarding nutrition. Also, she explained about Curbs to be followed in breakfast, Skipping breakfast, balanced protein based breakfast. She enlightened the students about poor nutrition and lifestyle diseases. She advised the students to follow a healthy diet and lead a happy life.

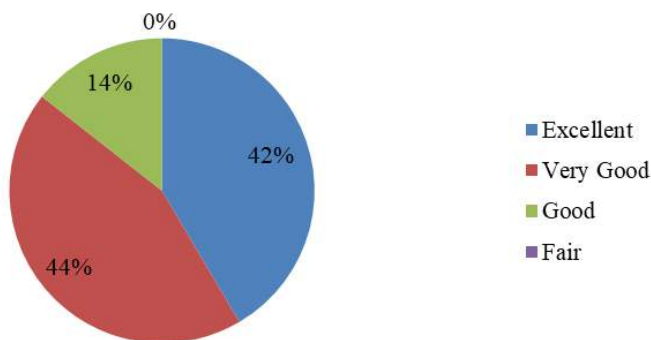


**FEEDBACK ANALYSIS :**



## Student Induction Programme – 2021-2022

**Feedback - Special lecture delivered by Resource Persons**



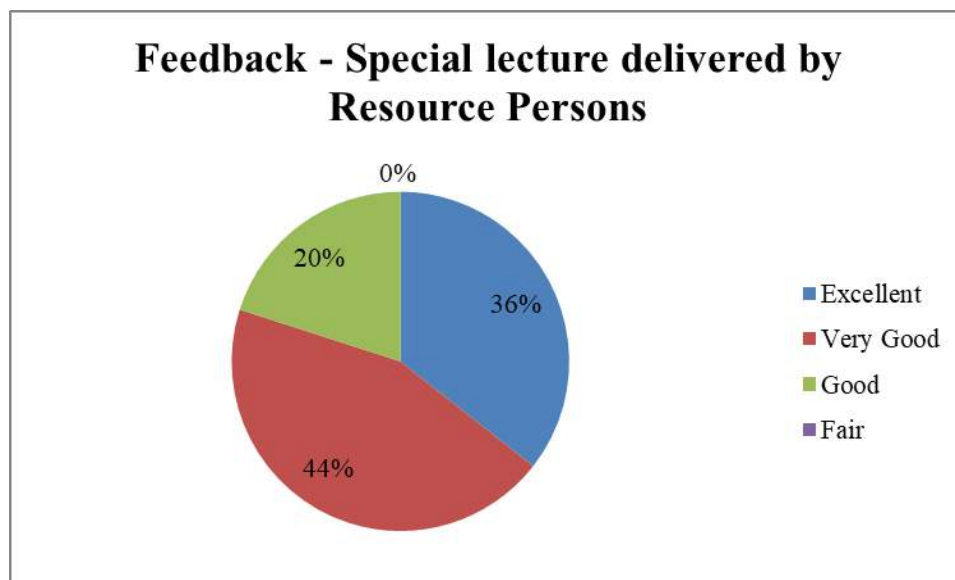
### 4. Guest Lecture by – Dr. Manivel

In his address, he enlightened the students about technological advancement in agriculture. He showed some optical illusion images, and let the students imagine in their own way. He explained about the leadership qualities to the students with examples. He also did some magic tricks.



## Student Induction Programme – 2021-2022

### FEEDBACK ANALYSIS :



### 5. Guest Lecture on “Intra Communication” – Mr. Vairamani

He delivered his address on Intra Communication. He differentiated interpersonal communication and intra communication to the students. Interpersonal communication is performed in three ways (Thinking, Vocal & Written). He narrated some stories about Intra Communication. He also explained about the 13 types of personalities. In the end, he answered some of the questions that were raised by our students.



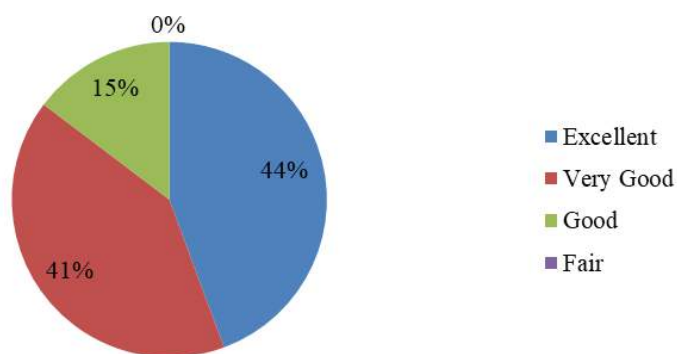
## Student Induction Programme – 2021-2022



**FEEDBACK ANALYSIS :**

## Student Induction Programme – 2021-2022

**Feedback - Special lecture delivered by  
Resource Persons**



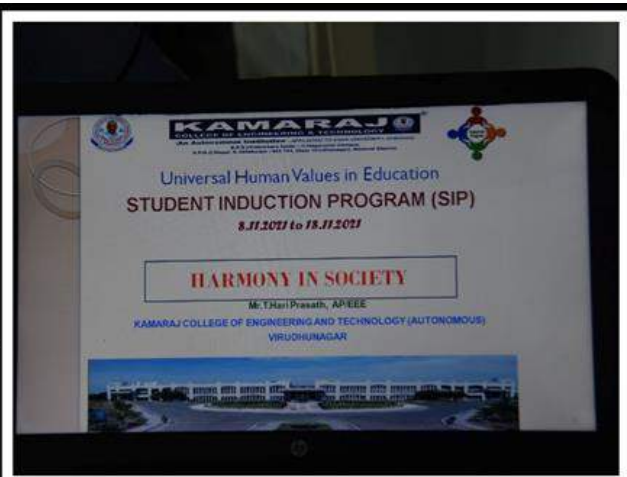
### UNIVERSAL HUMAN VALUES

#### OBJECTIVES OF THE EVENT:

1. Development of a holistic perspective based on self-exploration about themselves (human being), family, society, and nature/existence.
2. Understanding (or developing clarity) of the harmony in the human being, family, society, and nature/existence
3. Strengthening of self-reflection.

Title: UHV- Student Induction Program What & Why and Right Understanding -4 Levels of Harmony

## Student Induction Programme – 2021-2022



### ABOUT THE EVENT :

1. The purpose of the session was to motivate the students to inculcate Universal Human Values in them.
2. The Universal Human Values (UHV) session covered the following areas:
  - a. Method to fulfil the human aspirations: understanding and living in harmony at various levels.
  - b. Understanding the harmony of I with the Body: Sanyam and Health; correct appraisal of Physical needs, meaning of Prosperity in detail
  - c. Understanding the harmony in the society (society being an extension of family): Resolution, Prosperity, fearlessness (trust) and co-existence as comprehensive Human Goals
  - d. Understanding the harmony in Nature



## **Student Induction Programme – 2021-2022**

- e. Self-Exploration—what is it? - Its content and process; ‘Natural Acceptance’ and Experiential Validation- as the process for self-exploration
  - f. Right understanding, Relationship and Physical Facility- the basics
3. Lecture hours were used for interactive discussions, placing the proposals about the topics at hand and motivating students to reflect, explore and verify them.
4. Depending on the nature of topics, activities were included.
5. Only the faculty members who had completed the workshop conducted by AICTE successfully were allowed to handle the UHV Sessions.

### **OUTCOMES OF THE EVENT:**

1. By the end of the course, students are expected to become more aware of themselves, and their surroundings (family, society, nature); they would become more responsible in life, and in handling problems with sustainable solutions, while keeping human relationships and human nature in mind.
2. They would have better critical ability. They would also become sensitive to their commitment towards what they have understood (human values, human relationship and human society). It is hoped that they would be able to apply what they have learnt to their own self in different day at least a beginning would be made in this direction

### **Title: UHV- Aspirations & Concerns**

The following concepts were discussed during the session:

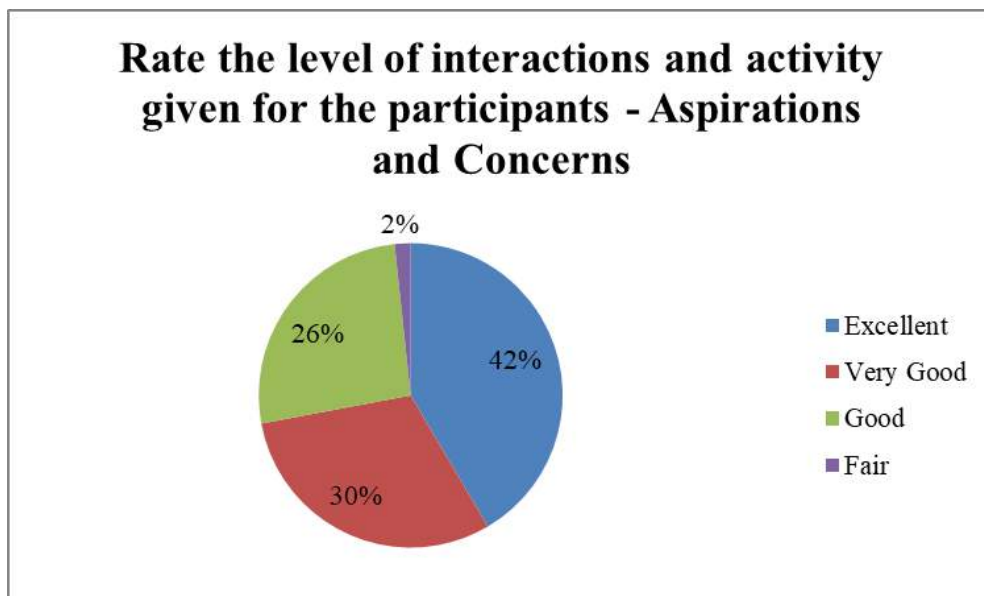
- Harmony in SELF, Aspirations in Human being
- Self means Consciousness (or mind) and Body means material
- Role and Goal of Education is Competency Building and Indefinite Human Conduct to Definite Human Conduct.
- Comfort is not meant as happiness
- Physical Facility is required, in a limited quantity, for Nurturing, Protection & Right Utilization of the Body
- Our Desires, Thoughts & Expectations (related to SELF) and Behavior & work (related to BODY)



## Student Induction Programme – 2021-2022

- In General, Desires, Thoughts & Expectations of human being based on Preconditioning, Sensation and Natural Acceptance.
- Process of self-Exploration and self-investigation.

### FEEDBACK ANALYSIS :



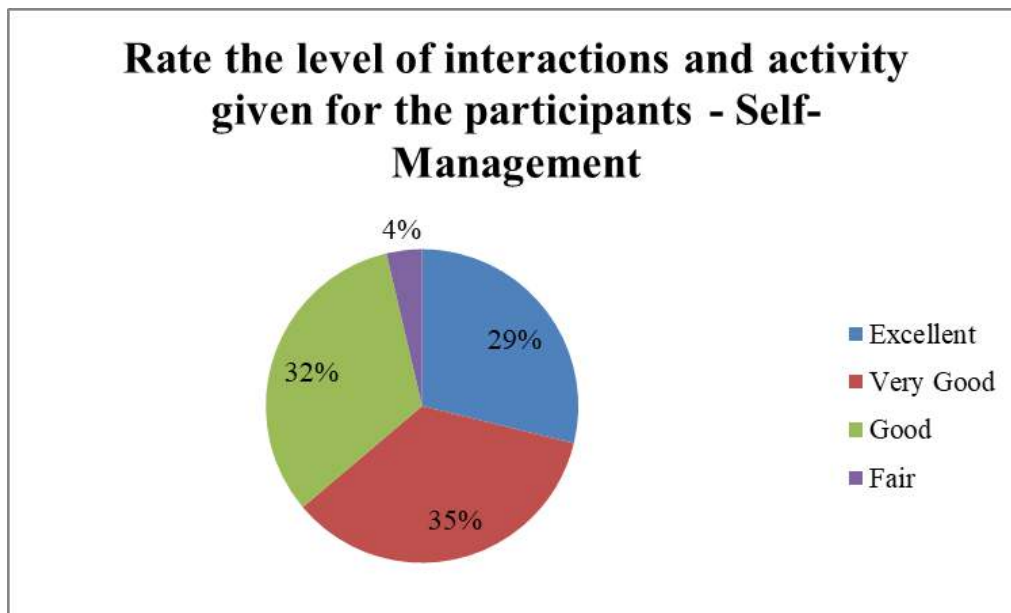
### Title: UHV- Self Management (Anger, Self Confidence, Peer Pressure)

The following concepts were discussed during the session:

- Self Confidence-What? Why? And How to improve it?
- Self-confidence is attitude about our skill.
- Dress nicely, walk faster, Good posture, shake hands firmly and complement each other are few ways to build the self-confidence.
- A person may practice to improve Self-control through Meditation, Control in food, Daily Exercise and forgive yourself.
- Good and Bad effects of Anger
- Types of Anger & How to control it (1-2-3- Turtle Rule).
- Difference between Anger and Aggression
- Peer Pressure Management

## Student Induction Programme – 2021-2022

### FEEDBACK ANALYSIS :



### Title: UHV- Relationships (Gratitude, Competition & Co-operation)

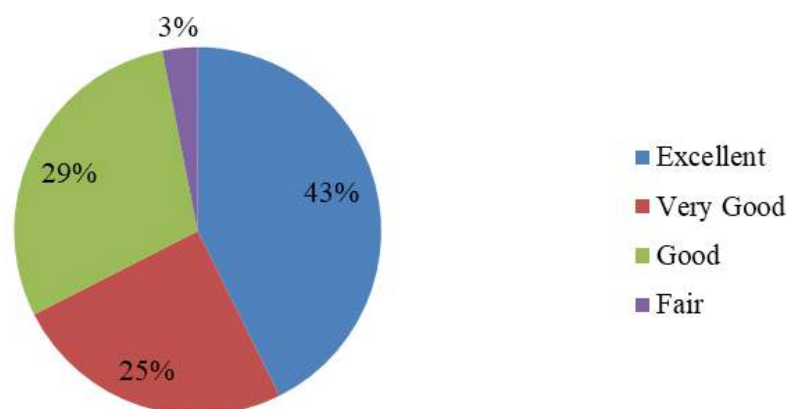
The following concepts were discussed during the session:

- Natural Acceptance means, a process of self-exploration on your own right, leading to understanding in your SELF.
- 10 Feelings-TRACER 3 GLOVE (1.Trust 2.Respect 3.Affection 4.Care 5.Excellence 6.Reverence 7.Glory 8.Gratitude 9.Guidance 10.Love)
- Relationships-(between Parent -Child ,Teachers-students ,Brother-sister etc)
- Right Understanding-Competition-Cooperation, Excellence - Excitement.

### FEEDBACK ANALYSIS

## Student Induction Programme – 2021-2022

### Rate the level of interactions and activity given for the participants - Relationships



### Title: UHV- Health

The following concepts were discussed during the session:

**Health is a state of complete physical, mental, and social well-being and not merely the absence of disease or infirmity.**

**Mental and physical health are probably the two most frequently discussed types of health.**

**Spiritual, emotional, and financial health also contribute to overall health. Medical experts have linked these to lower stress levels and improved mental and physical well-being.**

**People with better financial health, for example, may worry less about finances and have the means to buy fresh food more regularly. Those with good spiritual health may feel a sense of calm and purpose that fuels good mental health.**

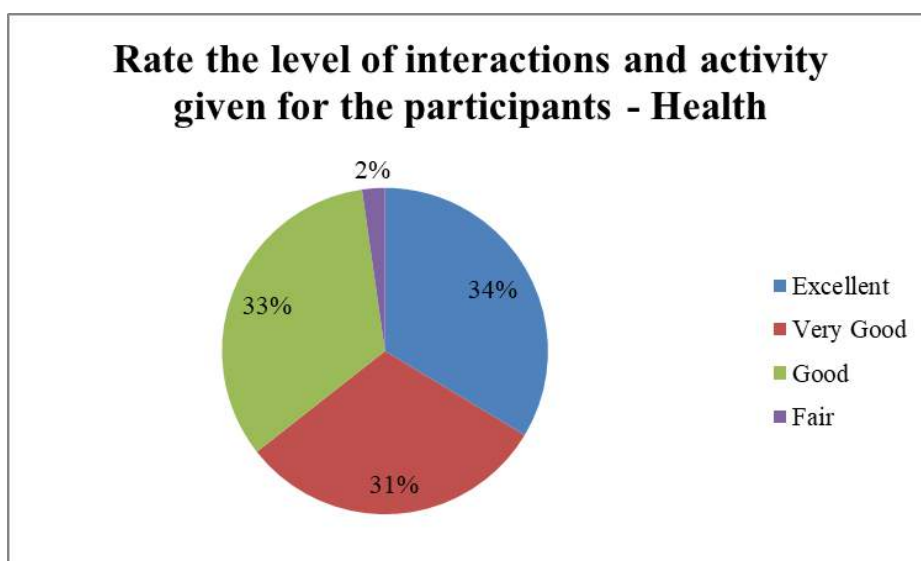
**Good mental health is not only categorized by the absence of depression, anxiety, or another disorder. It also depends on a person's ability to**

1. enjoy life

## Student Induction Programme – 2021-2022

2. bounce back after difficult experiences and adapt to adversity
3. balance different elements of life, such as family and finances
4. feel safe and secure
5. achieve their full potential

### FEEDBACK ANALYSIS :



### Title: UHV- Society

The following concepts were discussed during the session:

To lead a perennially happy and prosperous life is the ultimate goal. To realize this human being has four objectives –Samadhan(right understanding) in self, Samridhi (prosperity) in family ,Abay (trust) in society,Saha-Astitwa (co-existence) with the rest of nature.

Right understanding is the need of every human being.When one is not having the right understanding, the person remains disturbed and they start disturbing others. If we have a single goal in life, our mind and efforts will be concentrated in a single direction only and move faster towards our goal. One has to be at pace with society and with nature for a successful life. Samadhan represents the right understanding in every



## **Student Induction Programme – 2021-2022**

individual. The balance is much needed to live with harmony in family and society. Conflicts are a part of life. One cannot imagine a problem free world but Samadhan helps in living peacefully because the right way will always be right.

Prosperity is the need of every family implying that the family should be able to identify its needs and be able to produce more than its needs. Trust is the fundamental expectation in every relation in the society. When every person feels related to everyone else on the basis of trust, it forms an indivisible society.

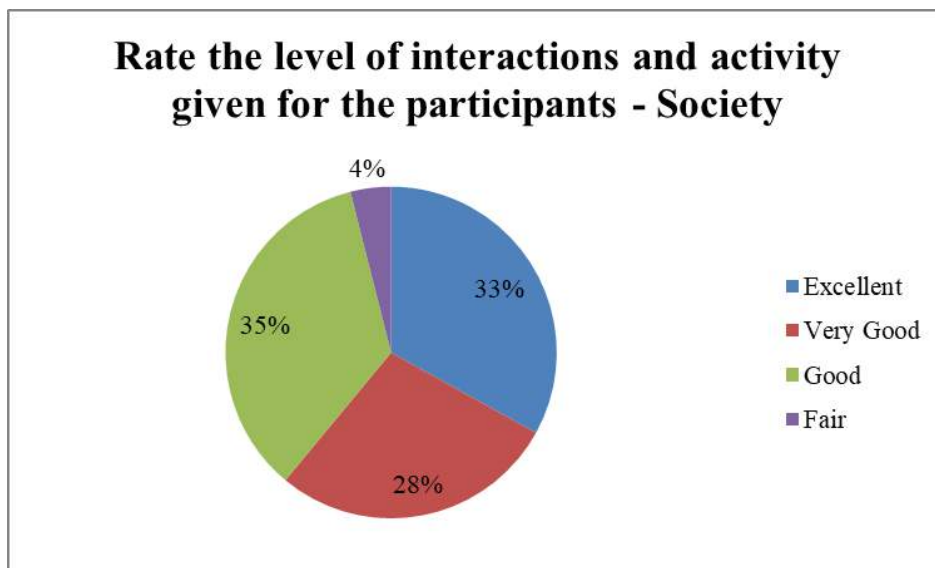
Co-existence with the rest of nature means ensuring a relation of mutual fulfilment among four orders of nature. Co-existence means learning to live together, to accept diversity and implies a positive relationship to the other. Our identities are defined in relation to the other. When relationships are affirmative and equal it enhances dignity and freedom and independence. When relations are negative and destructive this undermines human dignity and our own self-worth. This applies to personal, group and interstate relationships.

The respect towards mankind and nature is must to establish the universal order. This phenomenon elaborates that all the people on this earth should be covered by one law and follow the same set of values. Universal values should be the governing principle of this world. Every individual should feel good and secure. Equality and justice should prevail.

Students should be able to understand five dimensions of human society, the dimensions are education, health, production, exchange and justice. After studying harmony in society, students should be able to understand 1. Akhand Samaj – Undivided Society 2. Sarvabhaum Vyawastha – Universal Order 3. From Family to World Family.

### **FEEDBACK ANALYSIS :**

## Student Induction Programme – 2021-2022



### Title: UHV- Natural Environment

The following concepts were discussed during the session:

The environment gives us countless benefits that we can't repay our entire life. As they are connected with the forest, trees, animals, water, and air. The forest and trees filter the air and absorb harmful gases. Plants purify water, reduce the chances of flooding, maintain natural balance and many others.

Moreover, the environment keeps a close check on the environment and its functioning. It regulates the vital systems that are essential for the ecosystem. Besides, it maintains the culture and quality of life on earth.

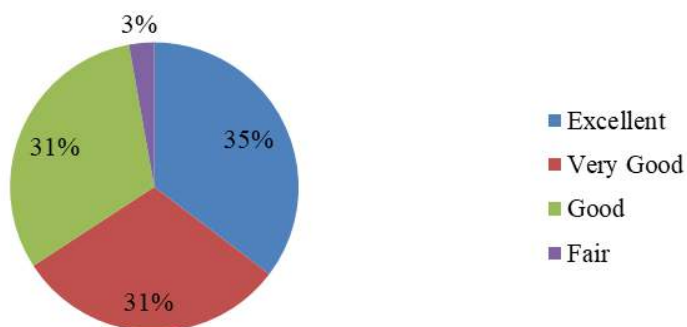
The environment regulates various natural cycles that happen daily. These cycles help in maintaining the natural balance between living things and the environment. Disturbance of these things can ultimately affect the life cycle of humans and other living beings.

The environment has helped us and other living beings to flourish and grow from thousands of years. The environment provides us with fertile land, water, air, livestock and many essential things for survival.

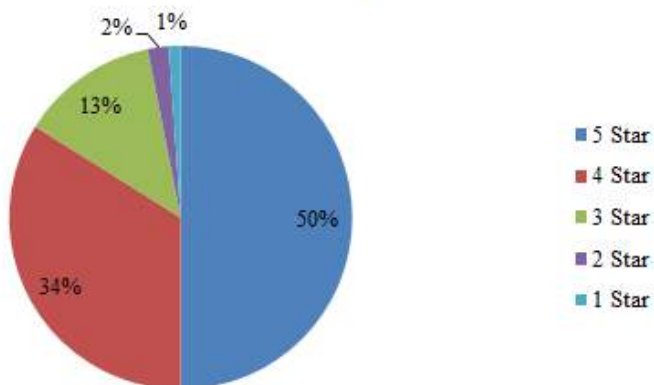
## Student Induction Programme – 2021-2022

### FEEDBACK ANALYSIS

#### Rate the level of interactions and activity given for the participants - Natural Environment



#### Overall Rating



### TAMIL LITERARY ACTIVITIES

#### Objectives of the event

To enable the students to

- mingle with their classmates.
- work in teams effectively
- reduce stage fear
- improve self confidence



## Student Induction Programme – 2021-2022

### EVENTS' DETAILS :

Event Name	Team Formation	Preparation Time	Presentatio n Time	Topic/Theme
------------	-------------------	---------------------	-----------------------	-------------



## Student Induction Programme – 2021-2022

கதை வாசிப்பு & நடிப்பு	Formed groups with approximately 10 members in each group	6	5 minutes	5 minutes	<p>1. Staff In-charges narrated a short story and moral of the story for about 5 to 7 minutes.</p> <p>Activities by students:</p> <p>1. Students read short stories from the book given to them for preparation.</p> <p>2. Each team presented two stories along with the moral of the story.</p> <p>3. Three members from each team acted for familiar stories and the remaining team members identified the stories. (Dumb Charades)</p>
------------------------	---	---	-----------	-----------	--

## Student Induction Programme – 2021-2022

பட்டிமன்றம்	Formed 2 groups with 4 members in each group	Sent title to students the day before the event and 30 minutes on the day of event	5 minutes for each member	<p>Staff In-charges gave General awareness about public speaking and acted as judge.</p> <p>Activities by students:</p> <p>1.Students presented the points to substantiate their title and oppose the opponent team points.</p> <p>Topics Given:</p> <p>1.நேர்முகக் கல்வி - இணையவழிக் கல்வி சிறந்தது எது?</p> <p>2.சுற்றுச் சூழல் பாதுகாப்பு - பொறுப்பு யார்? அரசே!! மக்களே!!</p> <p>3. போற்றப் பட வேண்டியவர்கள் ரியல் ஹீரோக்களா, ரீல் ஹீரோக்களா?</p> <p>4.இக்கட்டான நேரங்களில் உதவுவது உறவா நட்பா?</p>
-------------	--	--	---------------------------	---

## Student Induction Programme – 2021-2022

திருக்குறள் & சொல் விளையாட்டு	Formed groups with approximately 10 members in each group	6	5 minutes	5 minutes	<p>1. Staff In-charges gave General awareness about thirukkural.</p> <p>Activities by students:</p> <p>1.Rearranged the words in thirukkural.</p> <p>2.Explained the meaning of few thirukkural.</p> <p>3.Solved vidukathai</p>
Guest Lecture	-	-	-	1 Hour	<p>Chief Guest:</p> <p>Dr.B. Mariraj, Associate Professor/Tamil,</p> <p>V.H.N.S.N College, Virudhunagar</p>

### Outcomes of the event:

- Students willingly participated and exhibited team work.
- Students showcased their creativity.
- Students exhibited their presentation skills.

(An Autonomous Institution - AFFILIATED TO ANNA UNIVERSITY, CHENNAI)

S.P.G.Chidambara Nadar - C.Nagammal Campus

S.P.G.C.Nagar, K.Vellakulam - 625 701, (Near Virudhunagar), Madurai District.

## Student Induction Programme – 2021-2022





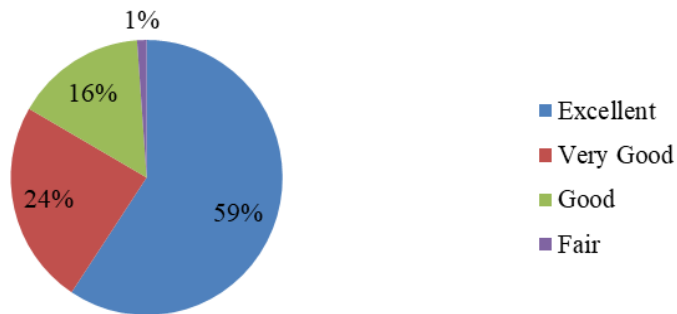
## Student Induction Programme – 2021-2022



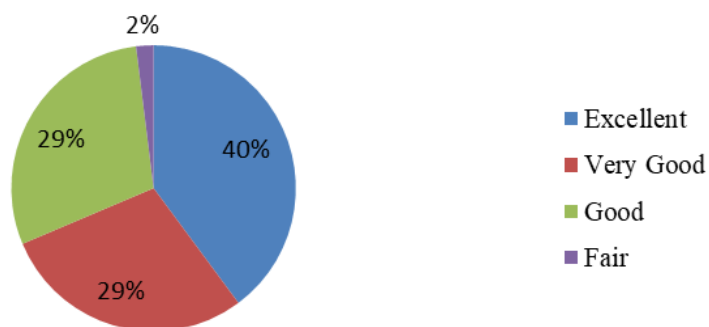
**FEEDBACK ANALYSIS :**

## Student Induction Programme – 2021-2022

### Rate the opportunities provided during the Literary Activities (Kathai & Nadipu)

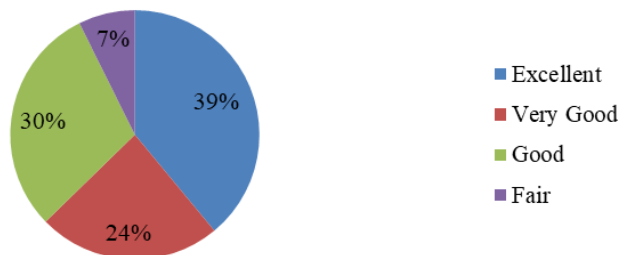


### Rate the opportunities provided during the Literary Activities (Thirukural)



## Student Induction Programme – 2021-2022

### Rate the opportunities provided during the Literary Activities (Patti Mandram)



## CREATIVE PRACTICES

### ACTIVITY 1 – STORY TELLING

This activity was done by grouping the students into 8 batches.

#### ABOUT THE EVENT :

1. Storytelling provides a vehicle for scholarly discourse that enhances our knowledge, promotes reflective practice, and provides entry points into a community of practice. It provides an anchor for session activities, functions as an interactive space for promoting dialogue by involving the audience and creates public space for feedback and dialogue to break the monotony of the class.
2. The activity was performed in groups of 6-8 students each with maximum of 6 groups per class.
3. Based on the theme, the groups were asked to narrate a story using finger puppets.
4. The first group would start the story on the given theme and the following groups would continue the story in line with the first group using their imagination. And finger puppets were provided by us.
5. Each story should end with a moral message.
6. **Time:** 5 Min for discussion on story continuation; 8 Min for story narration.
7. **Language to be used:** Bilingual (English & Tamil).
8. Participation of all students was made compulsory.

#### THEMES :

## Student Induction Programme – 2021-2022

Batch Name	Theme Allotted
CSE A	How organic are today's "ORGANIC" items?
CSE B	How do you perceive your society in future?
AI&DS	Your perception of a perfect college life.
IT	Digital illiteracy.
ECE	Life of a class 12 <sup>th</sup> 2021 batch student.
BT)	Children & consumption of junk food.
MECH&MTRE	Digital gaming habit.
EEE&CIV	Social platforms & freedom fight



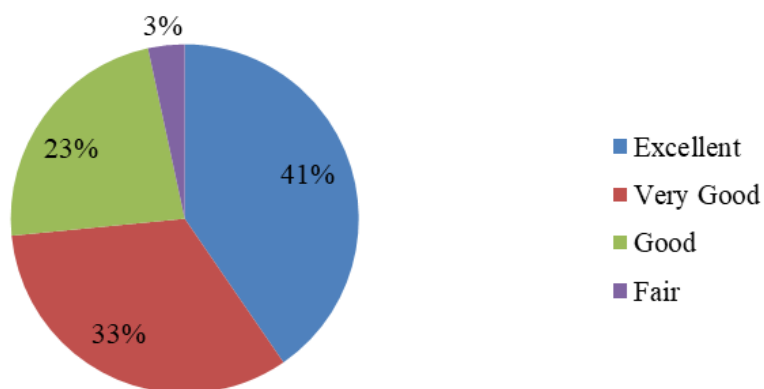


## Student Induction Programme – 2021-2022



### FEEDBACK ANALYSIS :

**Rate the opportunities provided for you in creative practices session**



### ACTIVITY 2 – ARTS AND CRAFT

### ABOUT THE EVENT:

## Student Induction Programme – 2021-2022

1. It was an opportunity to improve their creativity and this activity instilled team spirit amongst the Students.

Teams of 6 members were formed and all the students in the team were motivated to participate actively.

2. The number of items made by each team was displayed.
3. The best team among all the teams for each session were appreciated.
4. The number of items made were also considered.



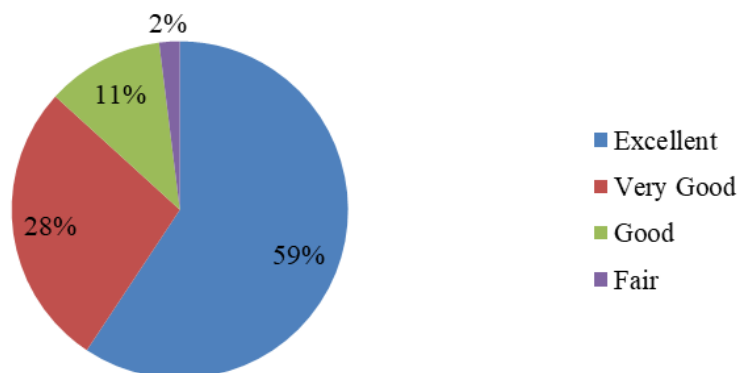


## Student Induction Programme – 2021-2022



### FEEDBACK ANALYSIS :

Rate the opportunities provided for you in creative practices session



## Student Induction Programme – 2021-2022



### ACTIVITY 3 – AD MAKING / SKIT/ A STREET PLAY

#### Objective of the Event

- The objective was to make the students mingle with their new mates and come to know the qualities in them and to explore their academic interests and activities, reduce competition and make them work for excellence, promote bonding within them, build a rapport between teachers and students.

#### About the Event

- All the students were divided into groups of 10-12 students inside the classrooms(venue was informed later) for group tasks.
- The groups were divided in the venue based on the lotte.
- Each group was asked to make a **street play/skit or an advertisement** based on the



## Student Induction Programme – 2021-2022

themes given below in which students had to come up with their own ideas to make a street play/Skit or advertisement. They had to consult with their team members, choose the best theme and present the same in the venue.

- The Best group was selected from each batch based on the concept, presentation, preparation, time management and were given an opportunity to participate in the talent show.
- The play/skit or add may be of any type.

Event	Time duration for preparation	Time duration for presentation	Discussion time	Topic/Theme
Street play/Skit (Group activity)	45minutes	25minutes	10minutes	<ul style="list-style-type: none"> <li>• Online classes tragedies.</li> <li>• Back to offline classes</li> <li>• Handling pandemic situation</li> <li>• Digital India</li> <li>• Condition of people in India living below poverty line during Covid.</li> <li>• Superstition</li> <li>• Any theme related to current prevailing situation (approved by in-charges)</li> </ul>
Or				
Advertisement (Group activity)	45minutes	25minutes	10minutes	<ul style="list-style-type: none"> <li>• Sell your product (It may be of any type-Bring the material you need)</li> <li>• Any product (approved by in- charges)</li> </ul>

## Student Induction Programme – 2021-2022

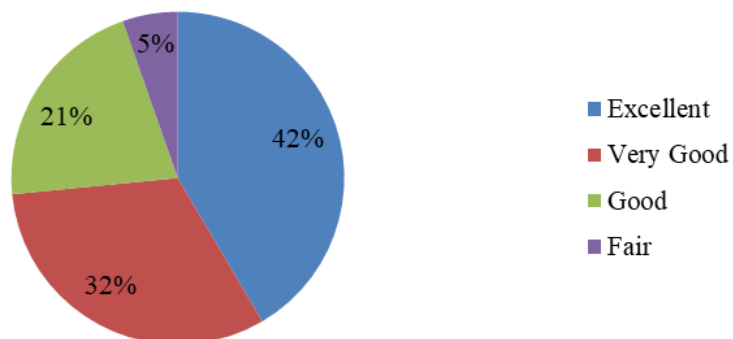


## Student Induction Programme – 2021-2022



### FEEDBACK ANALYSIS :

**Rate the opportunities provided for you in creative practices session**



### ACTIVITY 4 – HOLISTIC FOOD



## **Student Induction Programme – 2021-2022**

### **Objectives of the Event**

1. To introduce a healthy diet plan for the students.
2. To give an idea about the nutrition value that is present in the food.

### **About the Event**

1. In this activity students were grouped into 13 to 15 batches.
2. Students were asked to prepare the dishes without cooking.
3. They were advised to bring the raw materials based on the nutritional value.
4. They had to prepare the food and also they had to prepare the nutrition chart for the prepared food.
5. At last, prizes were given for the first two dishes based on the following rubrics-  
Choice of Ingredients, Creativity, Presentation, Nutrient Value and Taste.

### **Outcome of the Event**

1. Students are able to identify the nutritional value present in their food.
2. They will be able to identify the healthy and unhealthy foods.



## Student Induction Programme – 2021-2022



## Student Induction Programme – 2021-2022



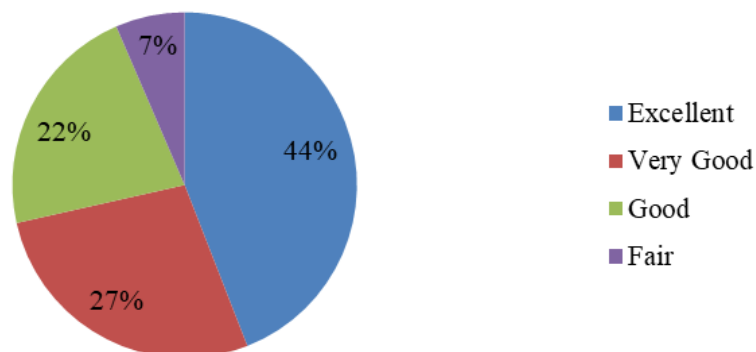


## Student Induction Programme – 2021-2022



### FEEDBACK ANALYSIS :

Rate the opportunities provided for you in creative practices session



### ACTIVITY 5 – POSTER MAKING

### OBJECTIVE OF THE EVENT:

## Student Induction Programme – 2021-2022

The objective behind organisation of poster making competition was to bring out the creative expression of students and to gauge their knowledge and awareness of various trends in the field of Engineering

### ABOUT THE EVENT :

1. It was an opportunity to improve their creativity and team spirit amongst students.
2. It was planned to have 6 members per team.
3. Each group was asked to make posters on the given themes .

### OUTCOME OF THE EVENT:

1. Students understood the concept of poster making.
2. Students acquired good team spirit.



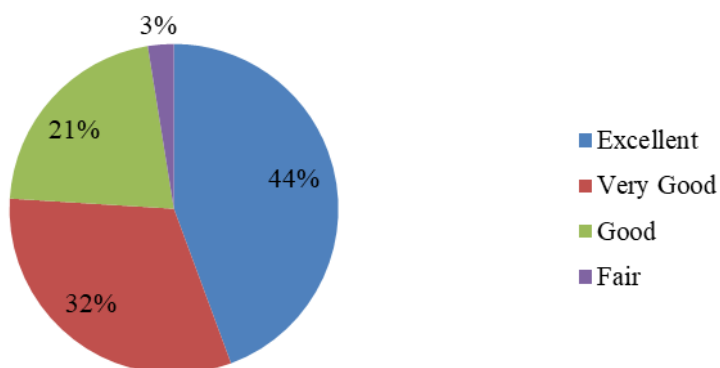


## Student Induction Programme – 2021-2022



### FEEDBACK ANALYSIS :

Rate the opportunities provided for you in creative practices session



## Student Induction Programme – 2021-2022



### INDIAN KNOWLEDGE SYSTEM

#### 1. GARDENING

Eight outreach sessions at three different venues were planned and carried out between 10/11/21 to 18/11/21. Each session started with a short introduction about the importance of gardening. Team of faculty members, Dr.S.Karthikumar, Assistant Professor, Department of Biotechnology, Mr.R.Ashok, Assistant Professor, Department of Electronics & Communication Engineering and Mr.K.Muruganantham, Assistant Professor, Department of Mechanical Engineering handled practical sessions.

Gardening activities started with cleaning of the nursery green-house located at Biotechnology block. Bush and shrubs grown inside the greenhouse were completely cleaned. The soil was ploughed properly



## Student Induction Programme – 2021-2022

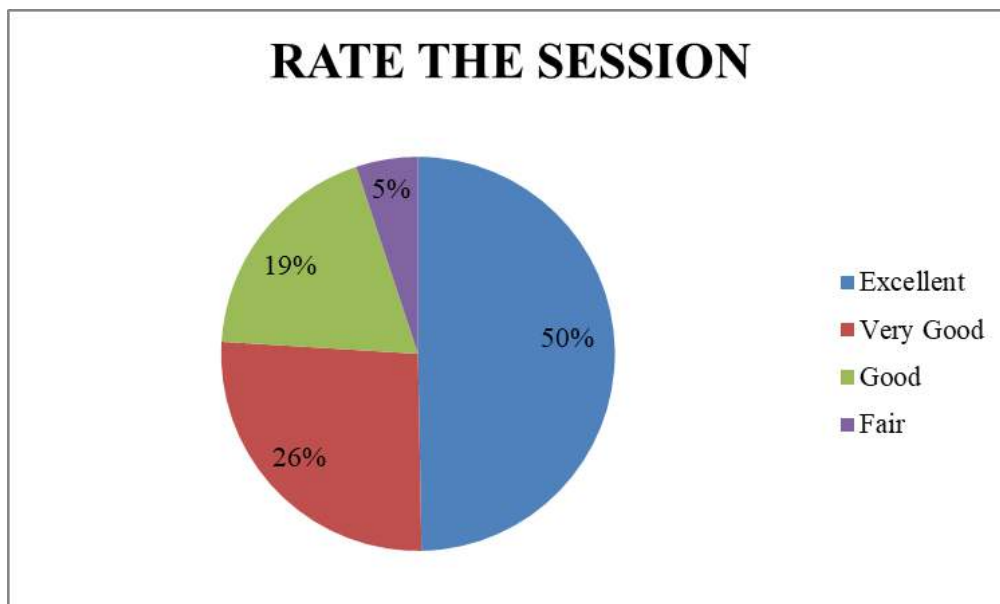
to bring fresh nutrients to the surface. Parallely, SIP participants involved preparing soil mixture and filling into grow bags. All the SIP participants were informed to bring used PET bottles for creating a bottle garden. SIP gardening activities also covered sessions to train the participants on seed ball preparation, grafting and pruning procedures. Tree plantation around our college cricket ground was done by SIP participants during this program.

For the SIP program, the following gardening items were purchased and used for demonstration: Vermicompost, Grow Bag, Poly Grow Nursery Plant Bags, Seeds Seedling Tray, Compressed Coco Peat Block, Shear Sharp Prune Cutter and Assorted Hybrid Vegetable seeds. Participants were taught the methods of vegetable gardening, roof gardening and medicinal plants gardening. Soil less potting for roof gardening was demonstrated. Vermicomposting techniques using vegetable waste were explained to practice at home.



### FEEDBACK ANALYSIS :

## Student Induction Programme – 2021-2022



## 2. COMPUTER PROFICIENCY

### OBJECTIVES OF THE EVENT:

1. To understand the code of conduct of email etiquette.
2. To create a report using MS-word
3. To understand the basic formulae and simple if condition in spreadsheet
4. To comprehend the concepts behind PowerPoint presentation

### ABOUT THE EVENT :

1. In email etiquette, students get fundamental skills such as how to access an email and input their user's name and password, composing and sending email messages. how to write and answer emails. They learnt the code of conduct like using appropriate language, spelling, and grammar. They can learn the basic rules of e-mail communication like proper subject lines, greetings, introduction (if necessary), request, including a signature block. They were able to get an idea about the structure of email like addressing, subject framing, message texting, and including attachment and signature. Students were made aware about the Do's and Don'ts to be followed while writing and answering emails.
2. In Ms Word students acquired knowledge on formatting documents. They came to know about gathering and processing information. And they should know to present information in a readable



## **Student Induction Programme – 2021-2022**

and attractive layout. They may able to prepare a document or report with specifying margin setup or line spacing

3. In MS- Excel we focus on data sorting, conversion, and to perform calculations. They should familiar in the concepts of format and rearrange the data and Simple IF conditions They know the basic concepts of data analysis and to create charts

4. They get an idea about how to create a powerpoint presentation, using the tools available in powerpoint platform. They can be familiar in creating their own presentation using clip art, pictures. They get an idea about changing the themes, background images, transition effects and animation to make their presentation more colourful and attractive.

### **OUTCOMES OF THE EVENT:**

1. Familiarity with e-mail writing
2. Creation of reports using a word document
3. Creations of spreadsheets to tabulate and record numeric values and apply formulae to lay data in readiness for analysis
4. Summarization of quantitative data graphically
5. Creation of their own presentation using powerpoint tools

(An Autonomous Institution - AFFILIATED TO ANNA UNIVERSITY, CHENNAI)

S.P.G.Chidambara Nadar - C.Nagammal Campus

S.P.G.C.Nagar, K.Vellakulam - 625 701, (Near Virudhunagar), Madurai District.

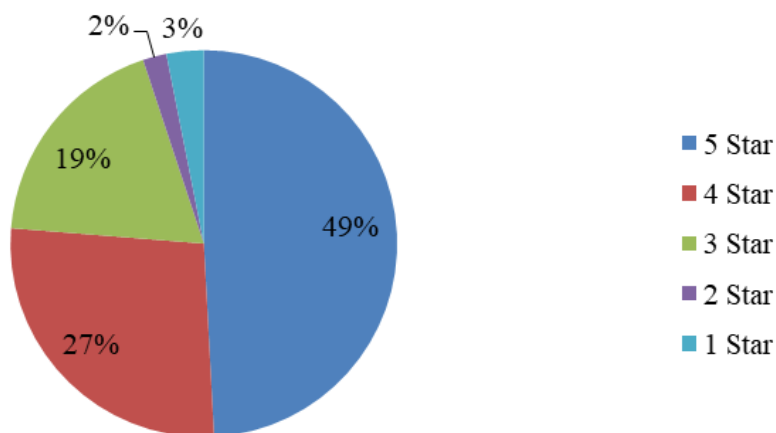
## Student Induction Programme – 2021-2022



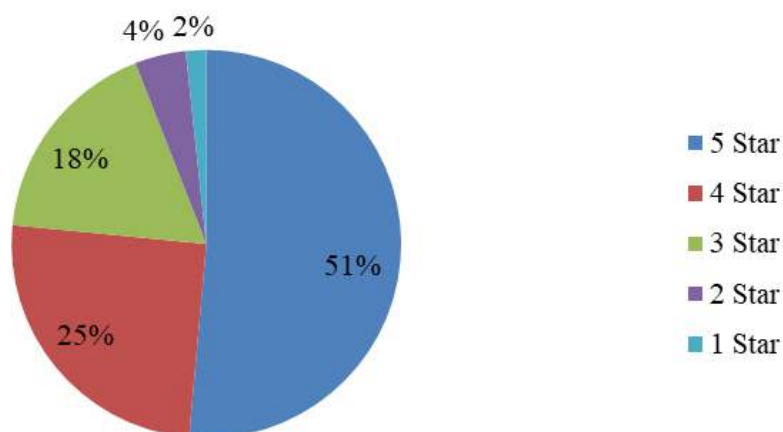
FEEDBACK ANALYSIS :

## Student Induction Programme – 2021-2022

### RATE THE SESSION - COMPUTER PROFICIENCY (EMAIL & MS WORD)



### RATE THE SESSION - COMPUTER PROFICIENCY (EXCEL)



### 3. LANGUAGE PROFICIENCY

#### OBJECTIVES OF THE EVENT:

## **Student Induction Programme – 2021-2022**

1. To improve the communicative competence of students improve their skills (LSRW)
2. To help students to understand any concept quickly and communicate with others effectively.

### **ABOUT THE EVENT**

1. Helps students to observe the facial expressions, gestures and to overcome from their shyness

### **OUTCOMES OF THE EVENT**

#### **Students were able to**

1. Speak without fear and hesitation.
2. Speak politely with higher officials and were able to use skimming and scanning while reading.

#### **Module 1: Listening**

- a. Story Telling
- b. Follow Me
- c. Picture Puzzle
- d. Let the Cat out of the Bag

#### **Module 2 : Speaking**

- a. Who am I ?
- b. Copycat
- c. Posture Presentation

#### **Module 3 : Reading**

- a. Mind Reading
- b. Placard
- c. Newspaper Reading

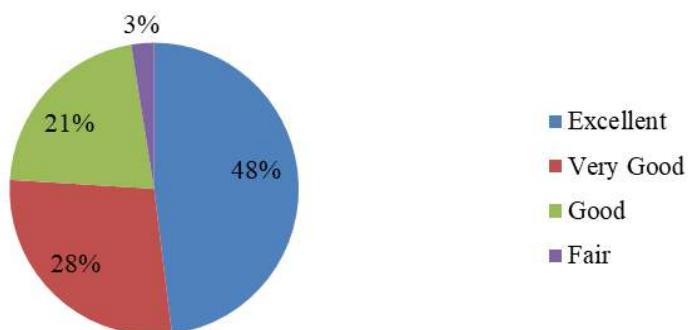


## Student Induction Programme – 2021-2022



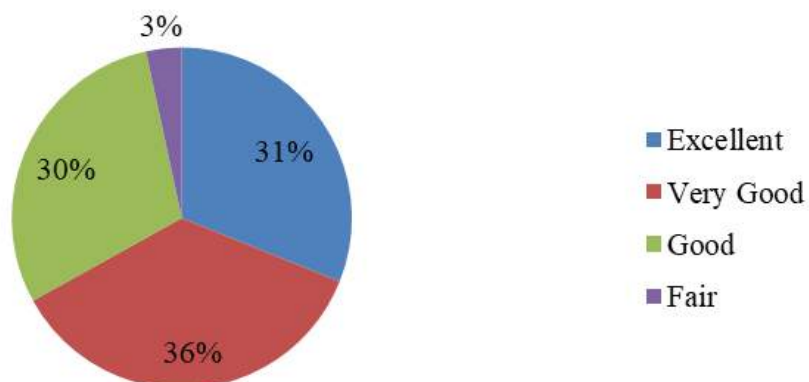
### FEEDBACK ANALYSIS :

Rate the activity given  
during Language Proficiency session  
(Listening)

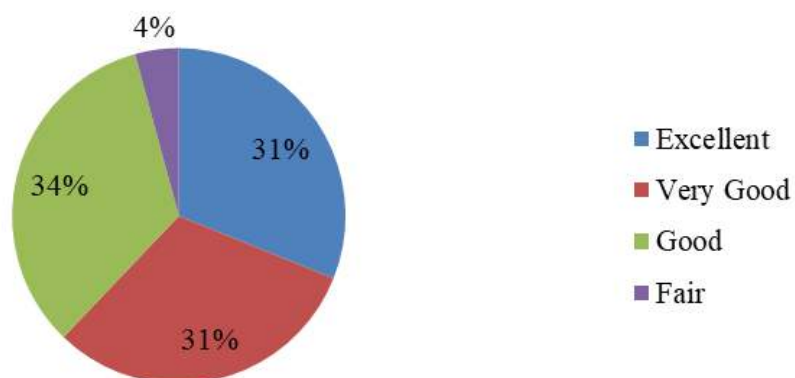


## Student Induction Programme – 2021-2022

### Rate the activity given during Language Proficiency session (Speaking)



### Rate the activity given during Language Proficiency session (Reading)



## 4. AEROMODELLING

## **Student Induction Programme – 2021-2022**

Aeromodelling is an activity involving design, development and flying of small air vehicles. It is a very exciting and interesting way to learn, apply and understand science and engineering principles.

Aeromodelling generally involves small sized flying objects like Radio Controlled Aircraft (RC Aircraft), Gliders, Ornithopters, Boomerangs and Paper Planes. Although Aeromodelling looks like a lot of Aerospace/ Aeronautical engineering topics, it involves a lot of interdisciplinary concepts from various streams of engineering - primarily Aerospace/ Aeronautical, Mechanical, Electronics, Electrical and Computer Science. Aeromodelling gives a good understanding of the roles each of these engineering skills play in the real aircraft industry and provides enormous opportunities to develop innovative thinking and implementation.

While designing an Aero model is highly based on engineering principles, flying part of Aeromodelling is also considered to be an expensive hobby/ sport.

### **BENEFITS**

- To encourage students to become pilots, Aeromodellers and scientists etc.
- To teach them how to convert hobbies into successful careers.
- We take privilege to introduce ourselves as a leading manufacturer of all type Aeromodelling and conduct the training programme & show of Aeromodelling.
- We impart aviation knowledge in school education and provide career consultancy in aviation and related fields.
- To provide an opportunity to experience the thrill of flying and turn your dreams to reality with connoisseur in flying.
- To promote the growth of the sports and hobby of model flying and other adventure activities.
- To assist newcomers' students to the hobby in selection of models/equipment and provide flying training.
- To encourage and support research in model aircraft design theory and construction.
- To assist and support the development of the aeromodelling hobby through joint training programs



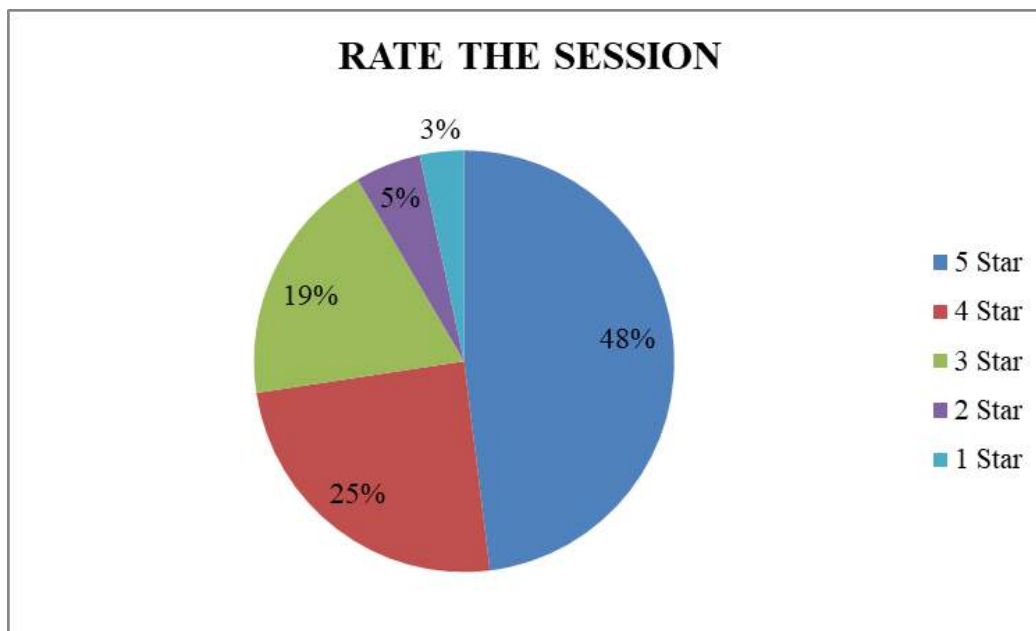
## Student Induction Programme – 2021-2022



**FEEDBACK ANALYSIS :**



## Student Induction Programme – 2021-2022



### 5. MATLAB

#### OBJECTIVES OF THE EVENT:

This course enables the students

1. To learn basic MATLAB commands
2. To use them in programming to solve simple Mathematical problems.

#### ABOUT THE EVENT:

This course enabled the students to develop problem solving skills in Mathematics and use the MATLAB tool to solve simple Engineering problems.

The following content was discussed in the laboratory with hands-on training in MATLAB software. ∩

Introduction to MATLAB : Basic structure of MATLAB-The Command Window, The Command History, The Workspace, The Current Directory, MATLAB operators(Relational, logical, Math and assignment operators) ∩

## Student Induction Programme – 2021-2022

Matrices: Commands related to Addition, Subtraction, Multiplication, Sub-matrix, inverse, transpose, power of a matrix and commands to generate standard matrices. –Basic Differentiation commands with examples–


Basic Integration commands with examples–

Plotting: 2D-plot and 3D-plot commands with examples.

### OUTCOMES OF THE EVENT:

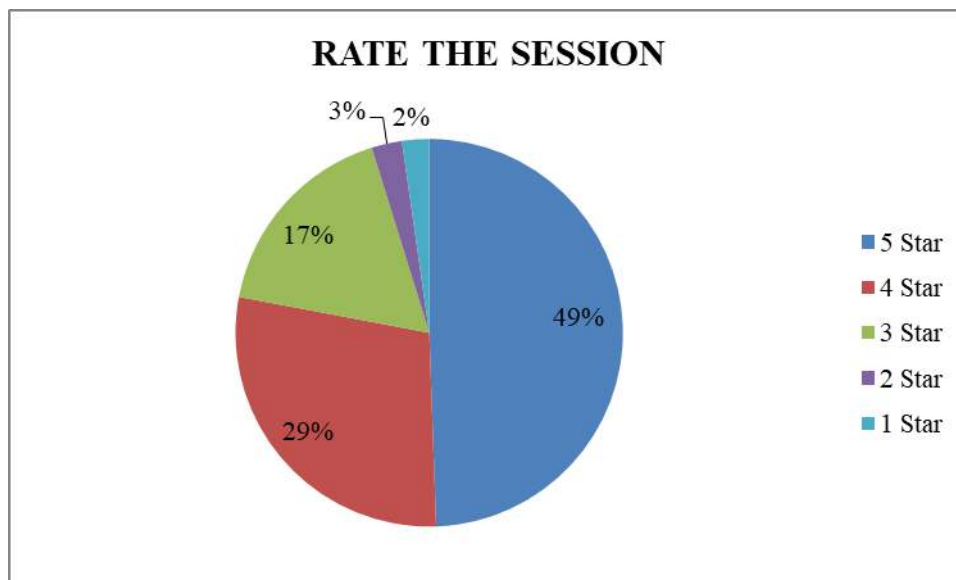
At the end of this course, the students were able to

1. Apply basic commands in MATLAB to solve simple problems involving matrices.
2. Solve simple problems in Calculus using built-in functions.
3. Interpret numerical data in MATLAB using 2D And 3D plots.



### FEEDBACK ANALYSIS

## Student Induction Programme – 2021-2022



### 6. LABVIEW

#### OBJECTIVES OF THE EVENT:

1. To create an opportunity for learning fundamental knowledge of LabVIEW software to all students.
2. To familiarize the students in exploring the LabVIEW Simulation software.
3. To provide an orientation to the students on how to use LabVIEW for solving Engineering problems

#### ● ABOUT THE EVENT :

1. As part of the Indian Knowledge system, “**LabVIEW session**” was conducted for all first year students admitted in the academic year 2021-22.
2. All the first year students participated in this session.
3. The resource persons were faculty members of Kamaraj College of Engineering and Technology.
4. The students had hands-on experience with data types and programming concepts of stair case wiring, solving of quadratic equations.
5. The VI programs of real time applications were demonstrated to the students.

## **Student Induction Programme – 2021-2022**

### **OUTCOME OF THE EVENT:**

1. Students were familiarized to LabVIEW environment .

### **Topic: Introduction to Data types in LabVIEW**

#### **Numeric**

1. Addition, Subtraction, Multiplication and Division
2. Average of given numbers using compound Arithmetic
3. Solving a quadratic equation

#### **Boolean**

1. AND, OR, XOR, NAND, NOT Gates
2. Solving Simple Boolean Expressions
3. Staircase wiring of a light

#### **String**

1. Getting a name & Display it
2. Basic operations of string- Append, Concatenate, Delete

#### **Demonstration of VI Programs**

1. Automatic water level control
2. Traffic light control
3. Display of name using 7 Segment display



(An Autonomous Institution - AFFILIATED TO ANNA UNIVERSITY, CHENNAI)

S.P.G.Chidambara Nadar - C.Nagammal Campus

S.P.G.C.Nagar, K.Vellakulam - 625 701, (Near Virudhunagar), Madurai District.

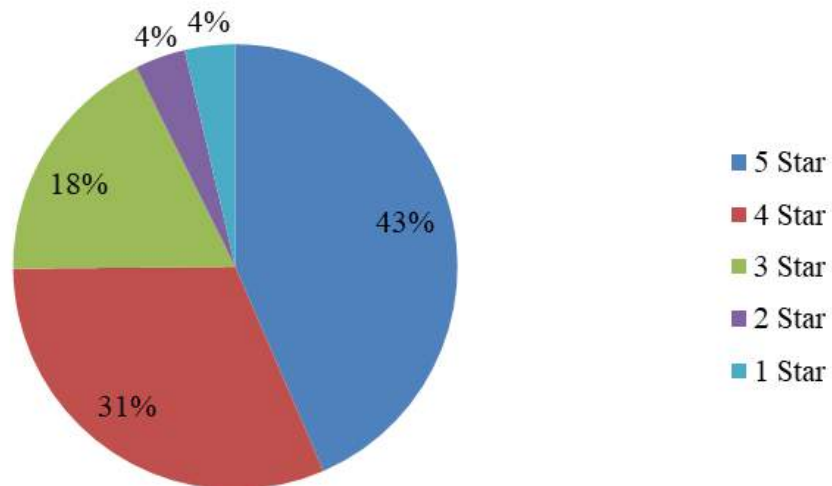
## Student Induction Programme – 2021-2022



## FEEDBACK ANALYSIS

## Student Induction Programme – 2021-2022

### RATE THE SESSION



## **Student Induction Programme – 2021-2022**

### **7. SMART HOME WITH SOFT TOOLS**

The software AutoCAD which is used for drafting and sketchup for 3D modeling was trained for first year students.

Basic commands and the method of usage of two software were the keynote of this training.

Usage of drafting and its importance in the field of Engineering was given as an Introduction

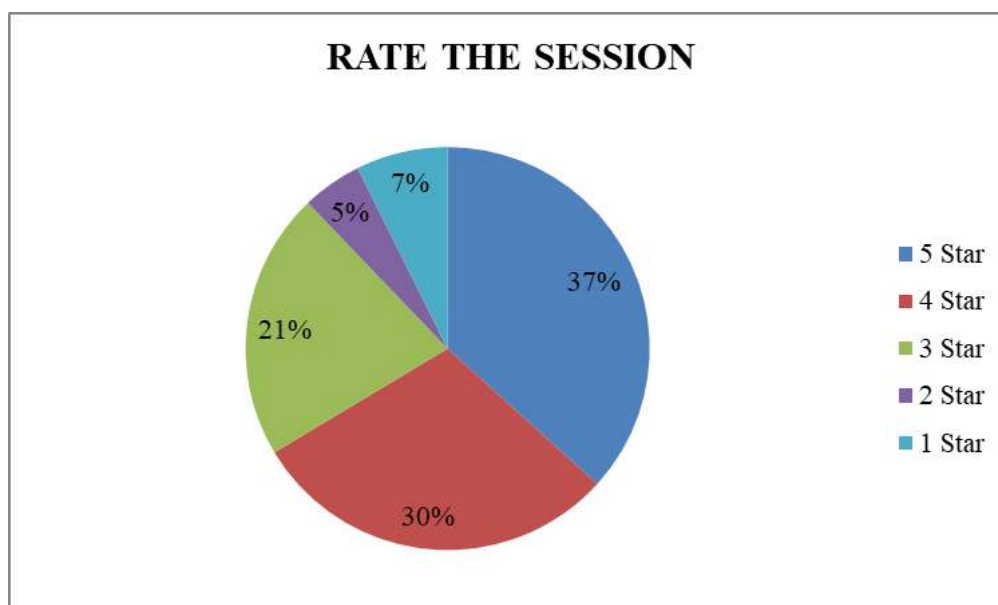
Next students were trained in units conversion and setting up details in the CAD software. Implementation of the commands to the drawing was carried out by the students in the training. Starting from the line command the students had been trained till the basic plan. With the plan, section viewing was also taught to the students.

In sketch up session, the necessity of an aesthetic view of a building was taught. Each student was asked to design a room based on their own creativity and skill set. The projection of an object and setting up of their views were demonstrated to them.

### Student Induction Programme – 2021-2022



#### FEEDBACK ANALYSIS :



#### 8. BASIC INSTRUMENTATION IN PHYSICS



## **Student Induction Programme – 2021-2022**

### **OBJECTIVES OF THE EVENT**

This course enables the students to learn about basic instrumentation in Physics laboratory to develop their practical skills.

### **ABOUT THE EVENT**

- This course was conducted for I-Year UG students as a part of the Student induction Program for the academic year 2020-2021.
- Students use the basic instruments like Screw gauge, Vernier Caliper and Travelling microscope manually and it is useful for developing the practical skills of the students.
- A separate manual for each experiment given to students. Initially, students measure the thickness of the given material by using Screw gauge. They trained to measure the zero error and zero corrections in the Screw gauge. Students did the calculations and got signatures from faculty members.
- Students measured the breadth of the given beam using Vernier Caliper and the results were corrected.
- Finally, students focus the tip of the pin using a Travelling microscope.

### **OUTCOMES OF THE EVENT**

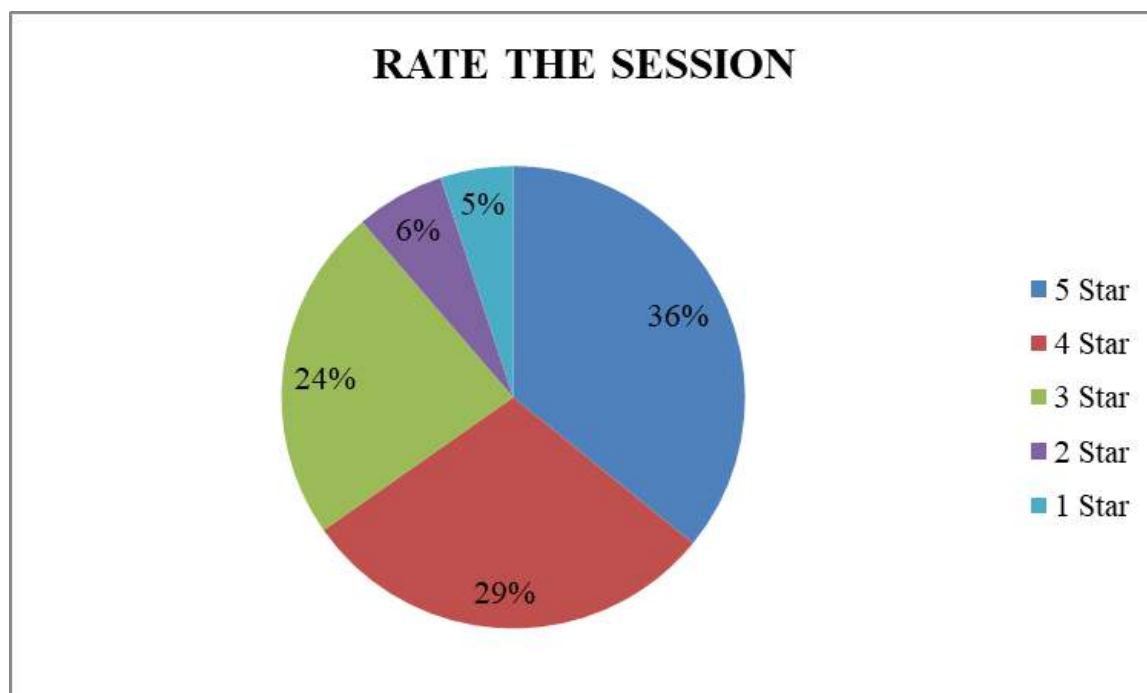
At the end of the course, the students will be able to

- Measure the thickness of the given material
- Measure the breadth of the given beam
- Focus through a travelling microscope.

### Student Induction Programme – 2021-2022



#### FEEDBACK ANALYSIS :



#### CLUB ORIENTATION

Personality and Character Development Programme – Club Orientation

## Student Induction Programme – 2021-2022

An Orientation programme was organised for all the first year B.E/B.Tech students on 09.11.2021. As per the regulation 2021, Character and Personality Development Programme is mandatory. Students should undergo 80 hours of training in this programme. For that purpose, various clubs are formed in the following Categories:

- NCC
- NSS
- NSO (Sports & Fit India)
- YRC (Youth Red Cross, Rotaract, Photography, Literary and Fine arts)

In order to introduce the clubs to the students, the coordinators of the various clubs gave a presentation on that day. On the next day, students were given forms to give their club preferences .

### NCC

Club Incharge - Mr. K. M. Sathish Kumar



### NSS

Club Incharge : Mr. P. Ganesh Prabhu



## Student Induction Programme – 2021-2022

### ROTARACT

Club Incharge - Dr. K. Sakthiraj



### YRC

Club Incharge - Mr. T. Hari Prasath



### Photographic Club

Club Incharge - Dr. M. Shanthi





## Student Induction Programme – 2021-2022

### UNNAT BHARAT ABHIYAN

Club Incharge - Dr. S. Thanga Kasirajan



### LITERARY AND FINE ARTS CLUB

Club Incharge - 1. Dr. S. Luna Eunice

2. Dr. N. Sundararajan



### YOGA CLUB

Club Incharge - Dr. B. Kayalvizhi



## Student Induction Programme – 2021-2022

### SPORTS CLUB

Club Incharge - Mr. T. Pushparaj



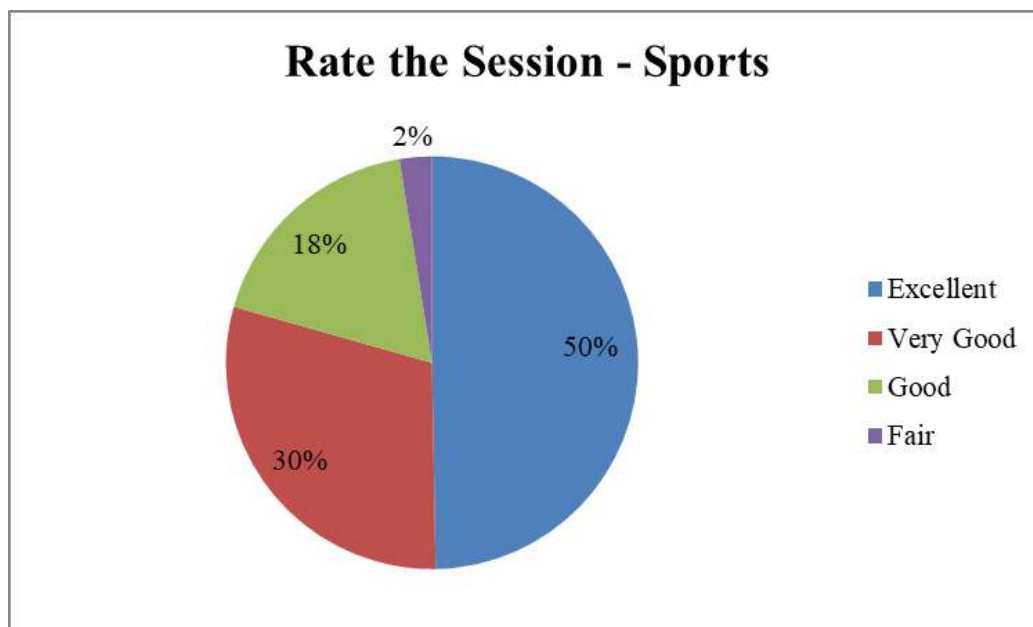
### SPORTS

As part of the Student Induction Program, Sports sessions were conducted for all the students. In this session students actively participated in various sports.



## Student Induction Programme – 2021-2022

### FEEDBACK ANALYSIS :





## Student Induction Programme – 2021-2022

### Inspirational Movie

The students were requested to view an inspirational English movie “East Side Sushi” as a part of the student Induction Program, Sunday activity. The movie portrays the Struggles of a single mother who stands for herself and her identity. The students were provided with the YouTube link for movie

<https://youtube.com/watch?v=8I6RvmlnZvc&feature=share>



The students were provided with a short assessment link to evaluate the feedback of the film. About 350 Students provided their feedback after watching the movie. Most of the students shared the key crux of the movie in the feedback. In the Comments section of the assessment form the students shared their understanding on Importance of Hard work, self-confidence and will power of the character Juana, which helped her in attaining her dream

### Link provided for Assessment

<https://forms.office.com/r/R2bCzxJxEa>



## Student Induction Programme – 2021-2022

### TALENT SHOW

As part of the student Induction program, a talent show was held on 19.11.2021 & 20.11.2021 to show their Extra curricular talent. Students enjoyed the competition and participated enthusiastically. The agenda for the event is given below with a few photographs taken during the session.



## Student Induction Programme – 2021-2022



An Autonomous Institution - AFFILIATED TO ANNA UNIVERSITY, CHENNAI

S.P.G.Chidambara Nadar - C.Nagammal Campus

S.P.G.C.Nagar, K.Vellakulam - 625 701, (Near Virudhunagar), Madurai District.

### AGENDA

#### TALENT SHOW – 19.11.2021

1. Solo Classical – I year – Baby Preethi
2. Group Singing – Tilak and Sridivya - II Year
3. Mimicry – Tarun – I Year
4. Speech – Tejesh Dhakshin – Happiness is a choice I year
5. Variety Show – Premkumar & Team - I Year
6. Group Dance – I Year girls – Adarsiya & Team
7. Solo Singing – Akash dev – II Year
8. poem – Minusha – II Year(college transation)
9. solo singing \_aasif hussain (hindi song)-II
- 10.musical instrument-harshini-key bord-I year
- 11.Poem – Benita Margaret – II Year
- 12.Semi classical – Josekaa & Gokula Indira – II Year
- 13.Speech - K.Kalaiselvi – Tamil – Natpu – I year
- 14.Solo Western - M.Trisha – I Year
- 15.Solo Singing – Gopikrishnan – I Year
- 16.Group Dance – Ganeshmoorthy & Team– I year
- 17.Solo Singing - S. Kavya – I Year
- 18.Mime Show – Balaji & Team – I Year
- 19.Speech – K.Kaviya
- 20.Variety Show – Hariharan & Team – I year
- 21.Solo singing-sudarsan-II year
- 22.Story Telling - Kiruthiga Vaishnavi. S – I Year
- 23.Solo singing - Swetha. R.U – I Year
24. Group dance - Jeswanth Ram & Team – II Year
- 25.Group Singing – Gomathyt & Team – I Year
- 26.Mimicry - Asifa Recksakana – II Year



## Student Induction Programme – 2021-2022



## **Student Induction Programme – 2021-2022**

27. Speech –abiksha(P.V shindhu)-Iyear
- 28.Group Singing – Megha and Ramya. – I Year
- 29.Group Dance – Dharshan & Team – I Year
- 30.Speech –keerithi(social media)-I year
- 31.Solo singing –muthu barathi-I year
- 32.Group Singing – Kavya & Team – I Year
- 33.Speech – Banu – I year
- 34.Group Dance – Eniya & Team – III Year
- 35.Speech-nachiyar(over confidence)-I year
- 36.Solo Singing with Guitar - Benita Margaret – II BT
- 37.Group Dance – Shrishivane & Team – II Year
- 38.Solo Singing - Padma Lokshana – I Year
- 39.Speech - Siva Saarathi – I Year
- 40.Solo Singing – Sridivya – II Year
- 41.S Group Western – Anandhan & Pravin Raja – III Year
- 42.Group Singing – Madhuram & Team – I Year
- 43.Speech –keerthi(social media)-I year
- 44.Skit - Abhiksha.G & Team – I Year
- 45.Solo Singing – Tilak – II Year

  
19/11/2021  
  
19/11/2021  
**CO-ODRINATEORS**

  
**PRINCIPAL**

**AGENDA- Day 2**



## **Student Induction Programme – 2021-2022**

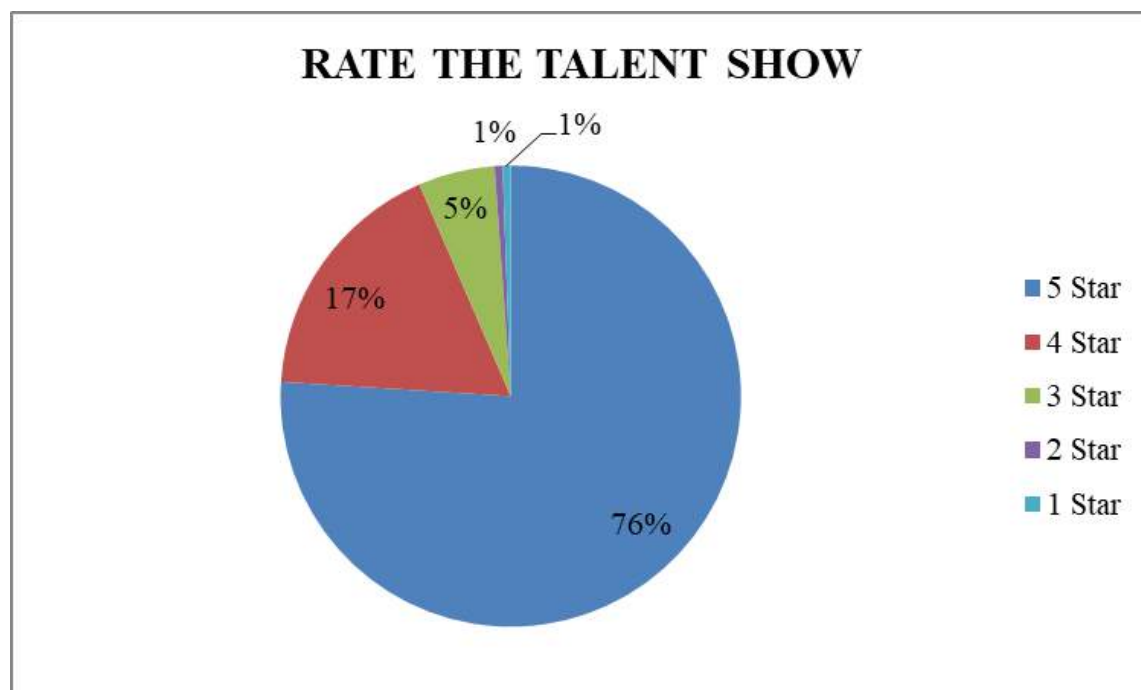
### **TALENT SHOW – 20.11.2021**

<b>Event Order</b>	<b>Participants</b>
<b>1</b>	<b>Speech - K.Kaviya – I year (3 mins)</b>
<b>2</b>	<b>Speech - K.Kalaiselvi – Tamil – Natpu – I year (3 mins)</b>
<b>3</b>	<b>Skit - Abhiksha.G &amp; Team – I Year ( 5 mins)</b>
<b>4</b>	<b>Speech - Siva Saarathi – I Year(3 mins)</b>
<b>5</b>	<b>DEBATE ( 25 mins )</b>
<b>6</b>	<b>Story Telling - Kiruthiga Vaishnavi. S – I Year(3 mins)</b>
<b>7</b>	<b>Speech – Tejesh Dhakshin – Happiness is a choice(3 mins)</b>
<b>8</b>	<b>Singing – Orchestra – Sai Anirudh and team (5 mins)</b>

## Student Induction Programme – 2021-2022

9	Speech – Banu Subiksha– I year(3 mins)
10	Group Singing - Madhuran & Team - I Year (3 mins)
11	Speech-Keerthi – I Year ( 3 mins)
12	Speech- Abhiksha.G – I Year ( 3 mins)

### FEEDBACK ANALYSIS :



### HOSTEL STUDENTS INFORMAL MEETING

#### GIRLS HOSTEL

##### 1. Informal Meeting for hostel students

## Student Induction Programme – 2021-2022

Informal meeting was conducted for all the first year 2021 – 2022 students on 08.11.2021 to discuss their views and feedback for that day.



## **Student Induction Programme – 2021-2022**

### **2. Yoga Session**

Yoga was conducted from 12.11.2021 to 19.11.2021.



### **3. Alumni / PG Student Talk**

**Name of the Speaker:** Ms. Swastika, ECE

**Date:** 12.11.2021

**Members Present:**

1. Ms.G. Vijaya Lalitha, AP / CSE
2. Ms. A. Aavila, APD
3. Ms. P. Kaviya, AP / IT
4. Ms. J. Lavanya, AP / CSE
5. Ms. S. Shopika, AP / CSE
6. Hostel Non-teaching faculty members



## Student Induction Programme – 2021-2022



## Student Induction Programme – 2021-2022





## Student Induction Programme – 2021-2022

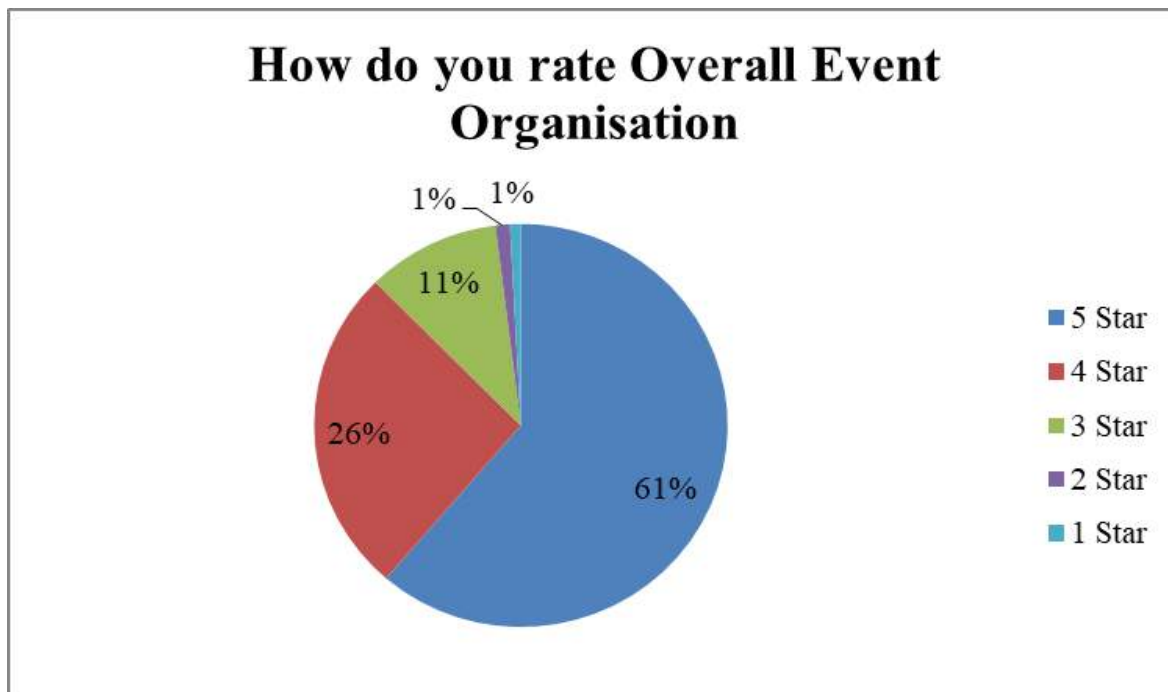
### VALEDICTORY

The Valedictory function of First year's Student Induction Program (SIP-2020) was held on 20/11/2021. It was initiated with a prayer song. Dr. S. Senthil, Principal welcomed the gathering with his warm greetings. I year students gave their valuable feedback and shared the knowledge gained through various activities done during the Student Induction Program. A video presentation was done on students' creativity. Vote of thanks was proposed by Dr. M. Hema, Associate Professor, Department of Physics. The program ended with the singing of the National Anthem.



## Student Induction Programme – 2021-2022

### FEEDBACK ANALYSIS :



### STUDENT INDUCTION PROGRAM - 2021 | First Year Students

#### Youtube Reference

<https://youtu.be/1zPsb35d6rQ>

